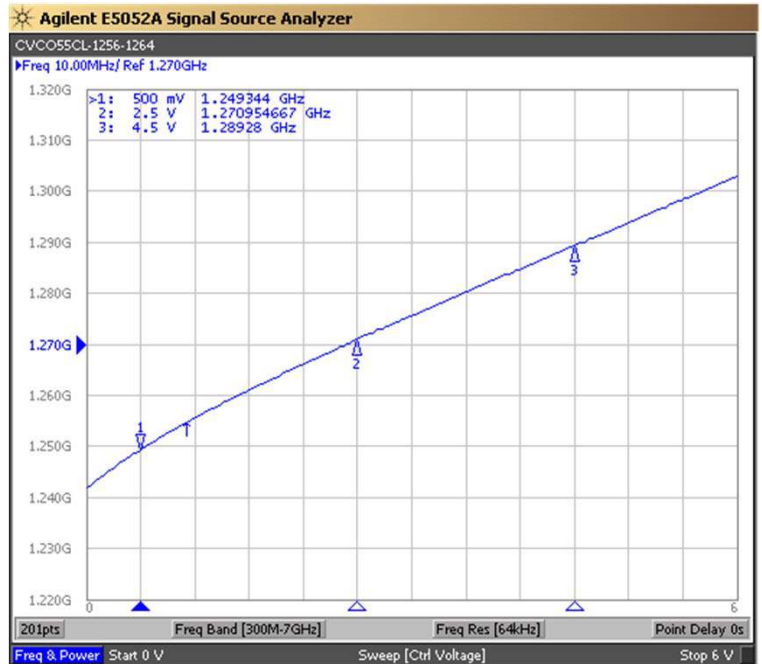
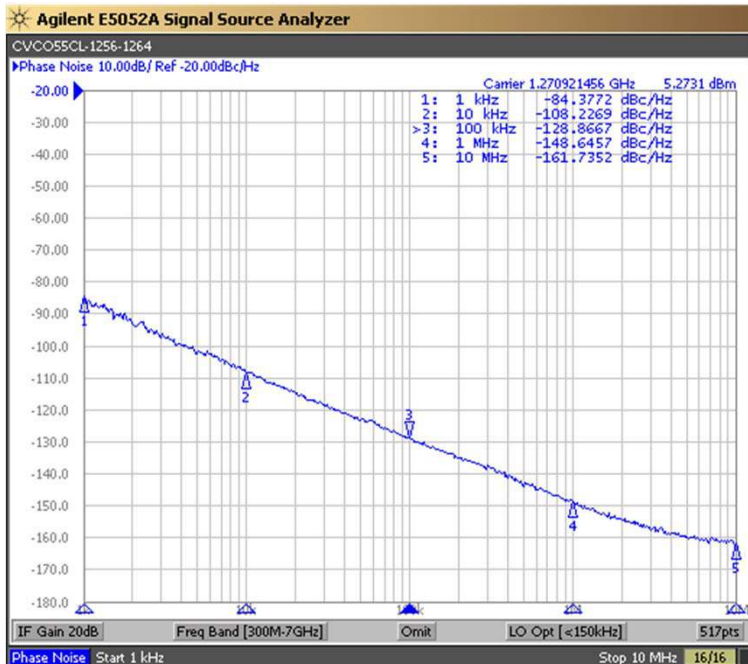


PERFORMANCE SPECIFICATION	MIN	TYP	MAX	UNITS
Lower Frequency:			1256	MHz
Upper Frequency:	1264			MHz
Tuning Voltage:	0.3		4.5	VDC
Supply Voltage:	4.75	5.0	5.25	VDC
Output Power:	+3.0	+5.0	+7.0	dBm
Supply Current:			20	mA
Harmonic Suppression (2 <sup>nd</sup> Harmonic):		-17	-12	dBc
Pushing:		0.2	0.8	MHz/V
Pulling, all Phases:		0.3	1.5	MHz pk-pk
Tuning Sensitivity:		15		MHz/V
Phase Noise @ 10kHz offset:		-109		dBc/Hz
Phase Noise @ 100kHz offset:		-129		dBc/Hz
Load Impedance:		50		$\Omega$
Input Capacitance:			68	pF
Operating Temperature Range:	-30		+70	$^{\circ}$ C
Storage Temperature Range:	-45		+90	$^{\circ}$ C

Phase Noise (1 Hz BW, Typical)

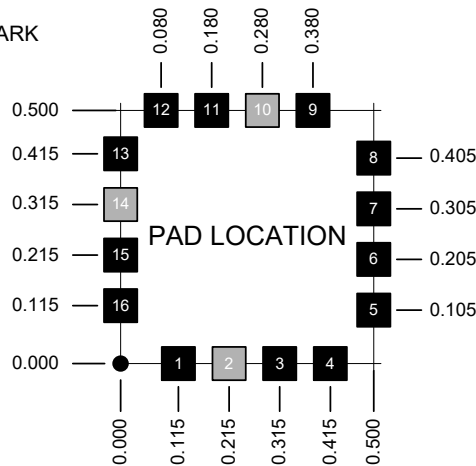
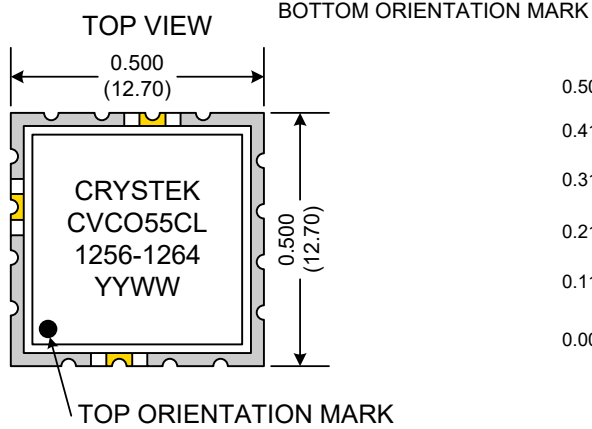
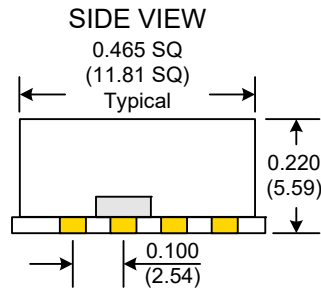
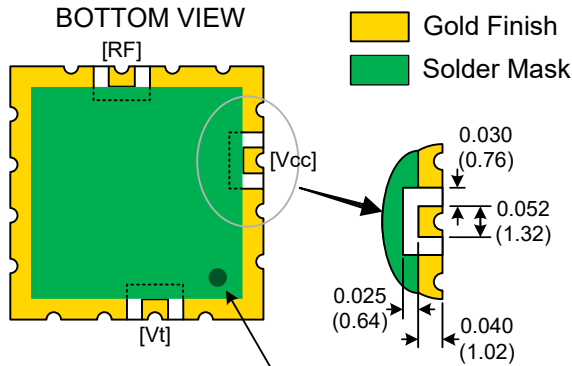
Tuning Curve (Typical)



**Product Control:**

Crystek Part Number:	CVCO55CL-1256-1264	Release Date:	16-Jul-2020
Revision Level:	F	Responsible:	C. Vales

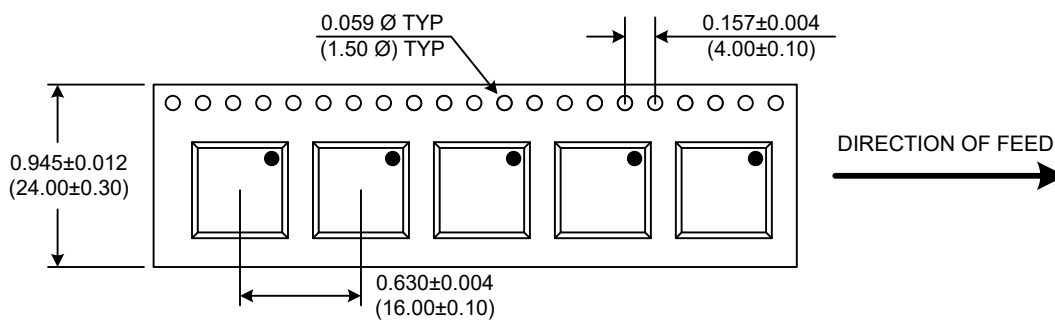




Pad	Connection
2	Vt
10	RF-OUTPUT
14	Vcc
Others	GROUND

- Unless otherwise specified, Dimensions are in:  $\frac{IN}{(mm)}$
- Pad Location Dimensions are in: Inches

**TAPE AND REEL**



Drawing not to scale

Product Control:			
Crystek Part Number:	CVCO55CL-1256-1264	Release Date:	16-Jul-2020
Revision Level:	F	Responsible:	C. Vales

Crystek Corporation reserves the right to make changes to its products and/or information contained herein without notice. No liability is assumed as a result of its use or application.