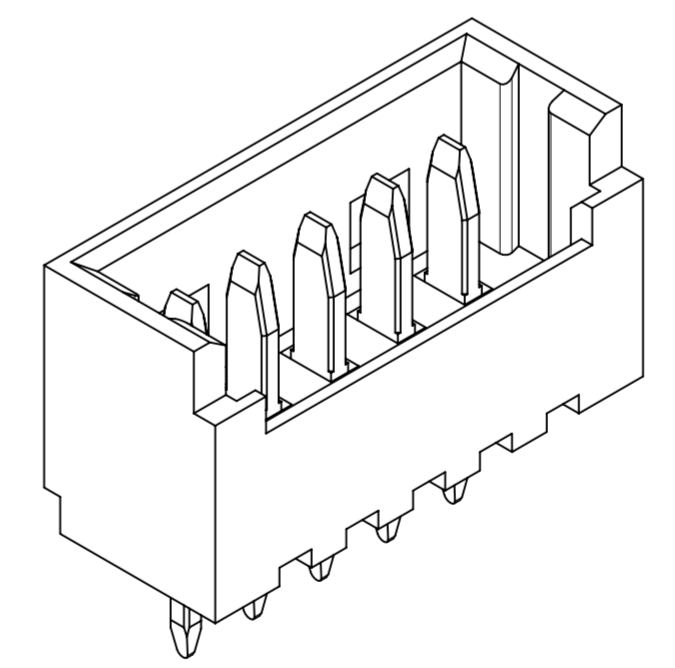
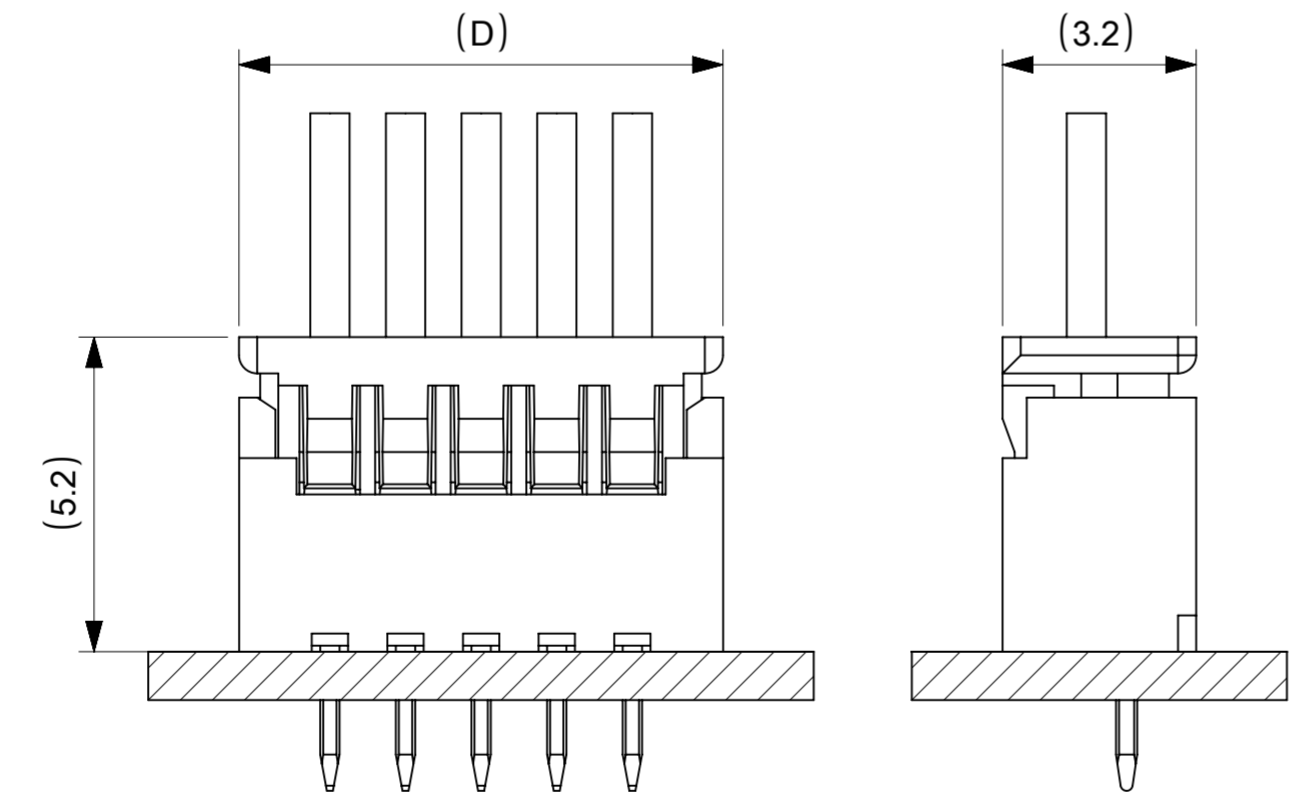
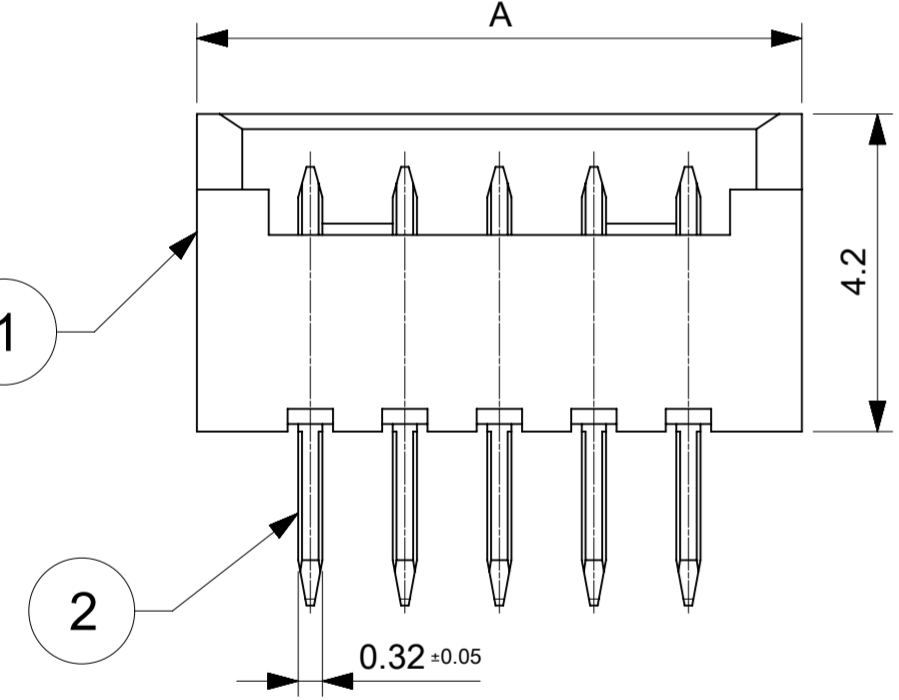
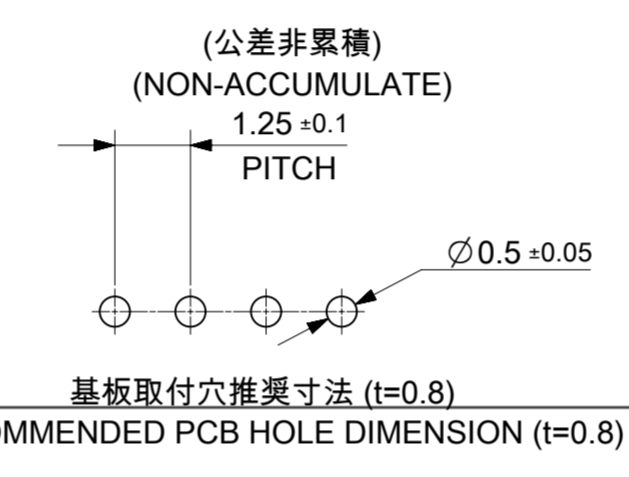
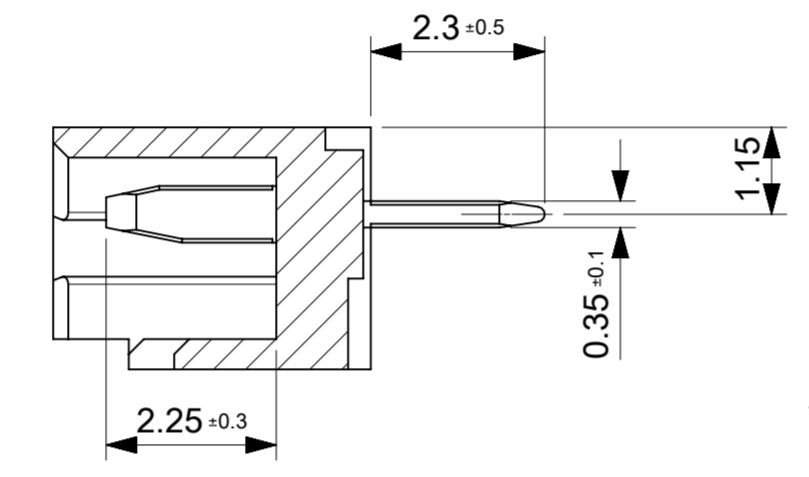
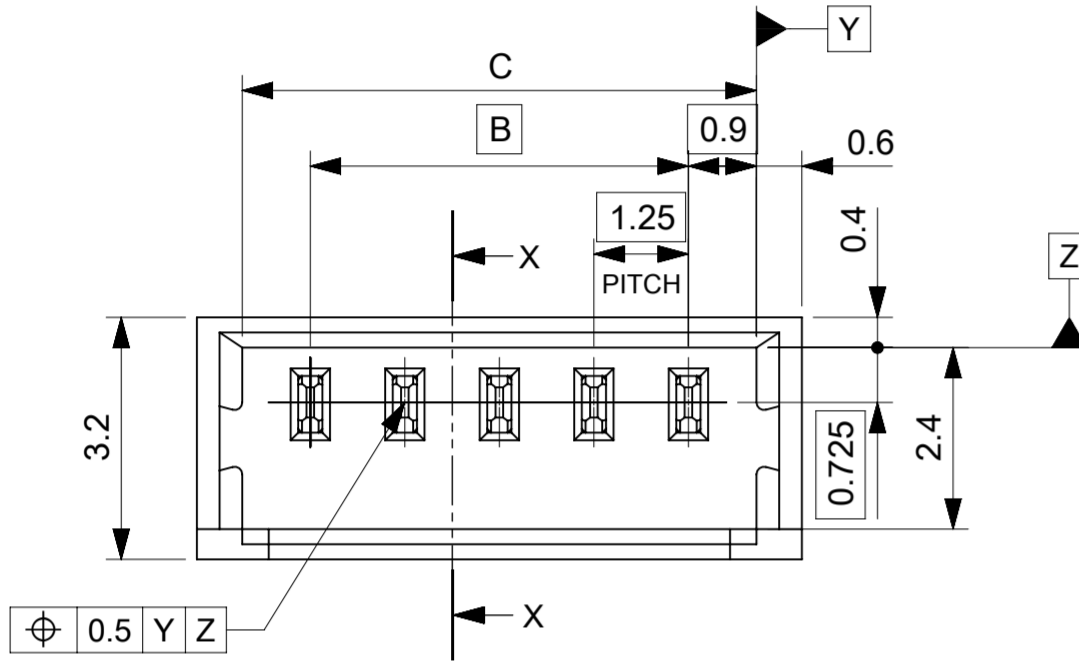


- 注記 NOTES
- 材料及び仕上げ (めっき仕様) : TABLE 1 参照
MATERIAL AND FINISHES: SEE TABLE 1
 - 適合製品及び各種仕様書はSHEET 2をご参考ください。
PLEASE REFER TO SHEET 2 FOR APPLICABLE PRODUCTS AND VARIOUS SPECIFICATIONS.
 - ロック窓 LOCKING WINDOW:
ロック窓は、2、3極では1ヶ所、4極以上では2ヶ所とする。
ONE PLACE FOR 2 AND 3 CIRCUIT.
TWO PLACES FOR 4 CIRCUIT AND MORE.
 - 本製品はすずめっき品です。金めっき品は530470001-SDをご参照ください。
THIS PRODUCT IS TIN PLATING TYPE.
PLEASE REFER TO 530470001-SD FOR GOLD PLATING TYPE.
- 発注番号 53047**10



20.5	19.3	17.5	20.5	530471510	15
19.25	18.05	16.25	19.25	530471410	14
18	16.8	15	18	530471310	13
16.75	15.55	13.75	16.75	530471210	12
15.5	14.3	12.5	15.5	530471110	11
14.25	13.05	11.25	14.25	530471010	10
13	11.8	10	13	530470910	9
11.75	10.55	8.75	11.75	530470810	8
10.5	9.3	7.5	10.5	530470710	7
9.25	8.05	6.25	9.25	530470610	6
8	6.8	5	8	530470510	5
6.75	5.55	3.75	6.75	530470410	4
5.5	4.3	2.5	5.5	530470310	3
4.25	3.05	1.25	4.25	530470210	2
D	C	B	A	△5 オーダー番号 ORDER NO. 梱包形態: トレイ梱包 PACKAGING: PLASTIC TRAY	極数 CIRCUIT

△1 TABLE 1

番号 NO.	部品 PART	材質 MATERIAL	
①	ハウジング HOUSING	ポリアミド(PA), UL94V-0, 色: ナチュラル (ホワイト) POLYAMIDE(PA), UL94V-0, COLOR: NATURAL (WHITE)	
②	ターミナル TERMINAL	母材 MATERIAL	りん青銅 PHOSPHOR BRONZE
		コンタクト部 CONTACT AREA	無光沢錫めっき 0.9 MICRO-METER MIN. (リフロー処理、前めっき)
		テール部 TAIL AREA	MATTE TIN PLATING 0.9 MICRO-METER MIN. (REFLOW TREATMENT, PRE-PLATING)
DOCUMENT STATUS	P1	RELEASE DATE	2022/04/19 08:41:22

△1 嵌合図 MATED CONNECTOR

THIS DRAWING CONTAINS INFORMATION THAT IS PROPRIETARY TO MOLEX ELECTRONIC TECHNOLOGIES, LLC AND SHOULD NOT BE USED WITHOUT WRITTEN PERMISSION

DIMENSION UNITS	SCALE	CURRENT REV DESC: REVISED	
mm	NTS		
GENERAL TOLERANCES (UNLESS SPECIFIED)		EC NO: 698818	
ANGULAR TOL	± 3.0°	DRWN: HHUSSIN	2022/02/16
4 PLACES	± 0.2	CHK'D: SAKIYAMA	2022/04/19
3 PLACES	± 0.2	APPR: AIDA	2022/04/19
2 PLACES	± 0.2	INITIAL REVISION:	
1 PLACE	± 0.2	DRWN: SOBARA01	2019/04/10
0 PLACES	± 0.2	APPR: AIDA	2019/10/15
DRAFT WHERE APPLICABLE MUST REMAIN WITHIN DIMENSIONS	THIRD ANGLE PROJECTION	DRAWING	SERIES
		A2-SIZE	53047
		MATERIAL NUMBER	CUSTOMER
		SEE CHART	GENERAL
		DOCUMENT NUMBER	DOC TYPE DOC PART REVISION
		530470000-SD	PSD 000 B
		SHEET NUMBER	1 OF 2

molex

PICOBLADE 1.25
HEADER ASSY DIP VT TIN PLATING TYPE

PRODUCT CUSTOMER DRAWING

△ 適合製品及び各種仕様書
APPLICABLE PRODUCTS AND SPECIFICATIONS

梱包仕様書 PACKING SPECIFICATION		PART NUMBER 53047**10		SPECIFICATION NUMBER SPK-53047-001	
適合ハウジング APPLICABLE HOUSING		PART NUMBER 51021**00			
適合圧着端子 APPLICABLE TERMINAL	PLATING	TIN			
	PART NUMBER	500798*00	500588*00	500798001	500588001
	WIRE SIZE (AWG)	#26-28	#28-32	#26-28	#28-32
製品仕様書 PRODUCT SPECIFICATION		PS-51021-010 PS 001		510211110-PS PS 000	
アプリケーション仕様書 (取扱説明書) APPLICATION SPECIFICATION		510210000-AS PS 000			

THIS DRAWING CONTAINS INFORMATION THAT IS PROPRIETARY TO MOLEX ELECTRONIC TECHNOLOGIES, LLC AND SHOULD NOT BE USED WITHOUT WRITTEN PERMISSION										
DIMENSION UNITS	SCALE	CURRENT REV DESC: REVISED				molex				
mm	NTS									
GENERAL TOLERANCES (UNLESS SPECIFIED)						PICOBLADE 1.25 HEADER ASSY DIP VT TIN PLATING TYPE				
ANGULAR TOL	± 3.0°	EC NO: 698818				PRODUCT CUSTOMER DRAWING				
4 PLACES	± 0.2	DRWN: HHUSSIN		2022/02/16						
3 PLACES	± 0.2	CHK'D: SAKIYAMA		2022/04/19						
2 PLACES	± 0.2	APPR: AIDA		2022/04/19						
1 PLACE	± 0.2	INITIAL REVISION:				DOCUMENT NUMBER				
0 PLACES	± 0.2	DRWN: SOBARA01		2019/04/10		530470000-SD		PSD	000	B
DRAFT WHERE APPLICABLE MUST REMAIN WITHIN DIMENSIONS		THIRD ANGLE PROJECTION		DRAWING	SERIES	MATERIAL NUMBER	CUSTOMER	SHEET NUMBER		
				A2-SIZE	53047	SEE CHART	GENERAL	2 OF 2		