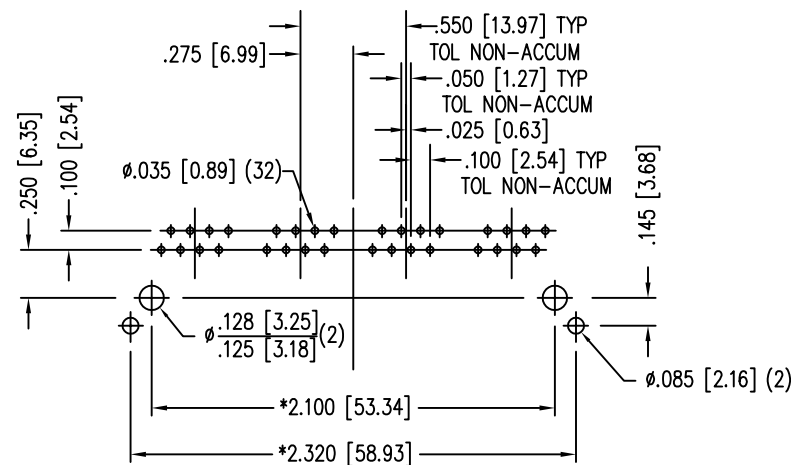
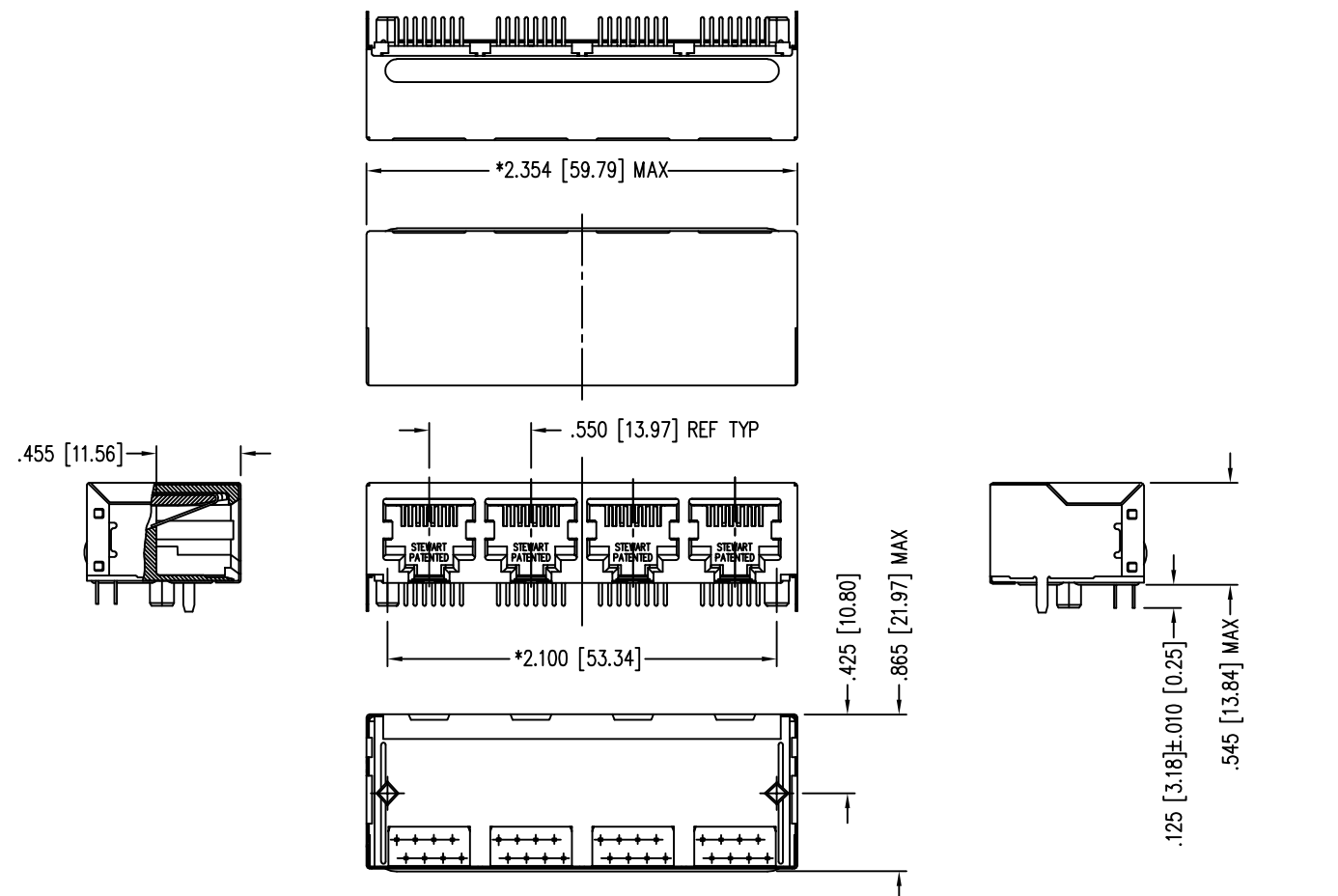


DATE	REV	ECN	APP'D. BY
3-28-16	A6	10641	TRM
2-24-17	A7	10917	TRM

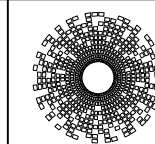
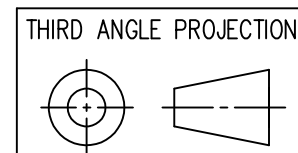


P.C.B. RECOMMENDED HOLE LAYOUT  
 SEEN FROM COMPONENT SIDE  
 TOLERANCE ±.003 [0.08] UNLESS OTHERWISE SPECIFIED

NOTES:

- CONNECTOR MATERIALS:  
 HOUSING: THERMOPLASTIC UL94 V-0  
 CONTACTS/SHIELD: COPPER ALLOY  
 SHIELD PLATING: NICKEL OR TIN  
 CONTACT PLATING: SELECTIVE GOLD IN CONTACT AREA  
 SEE CHART FOR PART NUMBER
- FOR PRODUCT SPECIFICATIONS SEE PR022-01.
- DIMENSIONS AND TOLERANCES COMPLY WITH TIA-1096 STANDARD.

30 MICRO-INCHES [0.76um]	SS-728804SFR1-A-NF
CONTACT PLATING IN MATING AREA	PART NUMBER



**stewart**  
 CONNECTOR  
 a bel group

1118 Susquehanna Trail South  
 Glen Rock, PA 17327-9199  
 (717) 235-7512  
<http://www.stewartconnector.com>

DO NOT SCALE DRAWING  
 DRAWING IS SUBJECT TO  
 CHANGE WITHOUT NOTICE

DIMENSIONS: INCHES [METRIC]

UNLESS OTHERWISE SPECIFIED  
 TOLERANCES ARE ±.005 [0.13]  
 ANGLES ARE ± 1°

SHEET NO. 1 OF 2

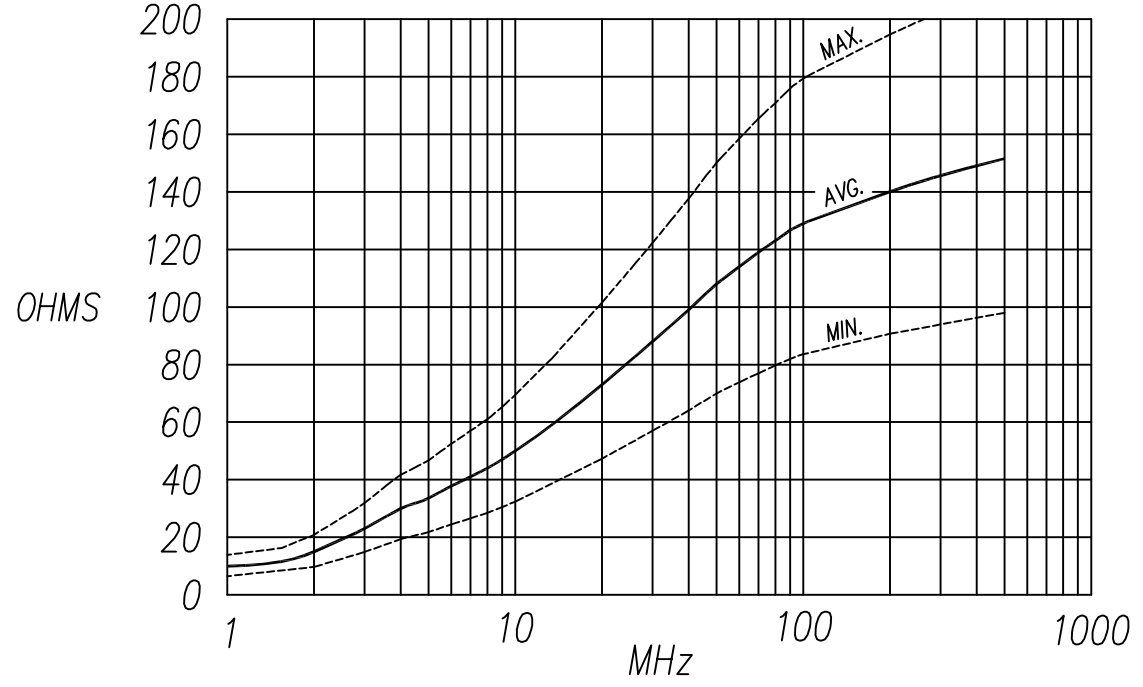
TITLE: 4 PORT PCB HARMONICA FILTER JACK PAC  
 EMI-RFI ONE PIECE SHIELDED, ESD GROUNDED

DRN BY: KRL	DATE: 2/2/06
APPD BY: JM	DATE: 2-3-06
DWG NO. CT720019	REV. A7

THIS DRAWING AND THE SUBJECT MATTER SHOWN THEREON ARE CONFIDENTIAL AND THE PROPRIETARY PROPERTY OF STEWART CONNECTOR AND SHALL NOT BE REPRODUCED, COPIED, OR USED IN ANY MANNER WITHOUT PRIOR WRITTEN CONSENT OF STEWART CONNECTOR. ONE OR MORE U.S. PATENTS MAY APPLY TO THIS PRODUCT. FOR DETAILS, PLEASE VISIT: [HTTP://BELFUSE.COM/STEWART/STEWART\\_PATENTS/](http://BELFUSE.COM/STEWART/STEWART_PATENTS/)

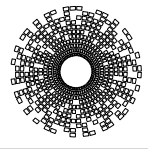
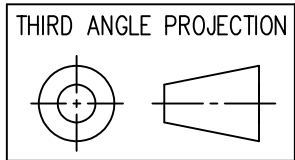


FERRITE MATERIAL CHARACTERISTICS			
FERRITE MATERIAL DESIGNATION	NOISE SUPPRESSION RANGE	INITIAL PERMEABILITY @ B < 10 gauss	VOLUME RESISTIVITY OHM-CM.
FR1	30 MHz TO 200 MHz	500 TO 1500	$\geq 10^8$



IMPEDANCE CURVE for 728FR1 INSERT  
 ——— AVERAGE IMPEDANCE CURVE  
 - - - - - MAX. & MIN. IMPEDANCE CURVES

NOTE:  
 MAXIMUM AND MINIMUM IMPEDANCE VALUES ARE DEPENDENT ON:  
 1) HOLE POSITION WITHIN THE INSERT'S GEOMETRY, AND  
 2) FERRITE MATERIAL'S IMPEDANCE VALUE TOLERANCE OF  $\pm 25\%$ .



**stewart**  
 CONNECTOR  
 a bel group

11118 Susquehanna Trail South  
 Glen Rock, PA 17327-9199  
 (717) 235-7512  
<http://www.stewartconnector.com>

DO NOT SCALE DRAWING  
 DRAWING IS SUBJECT TO CHANGE WITHOUT NOTICE  
 DIMENSIONS: INCHES [METRIC]  
 UNLESS OTHERWISE SPECIFIED TOLERANCES ARE  $\pm 0.005$  [0.13] ANGLES ARE  $\pm 1^\circ$   
 SHEET NO. 2 OF 2

TITLE: 4 PORT PCB HARMONICA FILTER JACK PAC  
 EMI-RFI ONE PIECE SHIELDED, ESD GROUNDED

DRN BY: KRL	DATE: 2/2/06
APPD BY: JM	DATE: 2-3-06
DWG NO. CT720019	REV. A7

THIS DRAWING AND THE SUBJECT MATTER SHOWN THEREON ARE CONFIDENTIAL AND THE PROPRIETARY PROPERTY OF STEWART CONNECTOR AND SHALL NOT BE REPRODUCED, COPIED, OR USED IN ANY MANNER WITHOUT PRIOR WRITTEN CONSENT OF STEWART CONNECTOR. ONE OR MORE U.S. PATENTS MAY APPLY TO THIS PRODUCT. FOR DETAILS, PLEASE VISIT: [HTTP://BELFUSE.COM/STEWART/STEWART\\_PATENTS/](http://BELFUSE.COM/STEWART/STEWART_PATENTS/)