

# Amphenol®



## H4 PV Panel Mount Connector

Amphenol Industrial Solar Technologies (AIST) offers products and solutions for all segments of the solar electric system. AIST understands the need for efficient (low loss) power transfer, highly reliable, and cost effective solutions that are required to be competitive in this industry. We can provide panel manufacturers, installers, and OEM's with connectivity products for both thin film and crystalline silicon technologies. Amphenol has a broad range of technologies to help minimize the cost of inverters and power conditioners. Amphenol Industrial can help you power the planet with the sun. The H4 PV Panel Mount Connector is just one product of the many solar interconnect solutions AIST has to offer. For more information, please visit our website: [solar.amphenol-industrial.com](http://solar.amphenol-industrial.com)

### Features:

- UL 1500V DC, TÜV 1500V DC approved
- Meets all 2008/2011 NEC handbook requirements
- Quick and easy secure snap lock mating, per 2014 NEC handbook, paragraph 690.33(C)
- Simple unlocking tool meets NEC requirements
- Long-term UV resistance
- RoHS compliant
- Low contact resistance means low loss

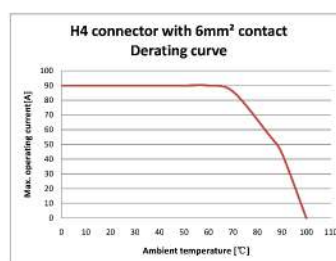
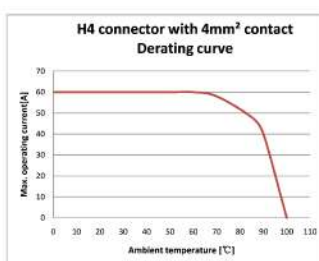
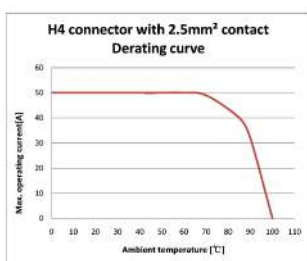
# H4 PV Panel Mount Connector



## Technical Data

|                             |  |          |  |
|-----------------------------|--|----------|--|
| Rated Voltages & Currents   | UL   | 1500V DC | 15A (2.5mm <sup>2</sup> / 14AWG), 20A (4.0mm <sup>2</sup> / 12AWG), 30A (6.0mm <sup>2</sup> / 10AWG) |
|                             | TÜV  | 1500V DC | 25A (2.5mm <sup>2</sup> / 14AWG), 35A (4.0mm <sup>2</sup> / 12AWG), 45A (6.0mm <sup>2</sup> / 10AWG) |
| Test Voltage                | 6kV for 1 minute, 10kV impulse (1.2/50µs)(IEC)   |          |  |
| Typical contact resistance  | ≤0.3mΩ   |          |  |
| Contact material            | Tin-plated Copper  |          |  |
| Contact system options      | Machined/Cold-formed (CF) OR Stamped & Formed (S&F), both with Amphenol's RADSOK® Insert |          |  |
| Cable OD Ranges             | 4.5 – 7.8mm for Sizes 2.5mm <sup>2</sup> / 14AWG to 6.0mm <sup>2</sup> / 10AWG           |          |  |
| Locking mechanism           | Meets 2014 NEC Handbook 690.33(C) requirement for self-locking with tool-required unlock |          |  |
| Cable strain relief         | Meets all UL and IEC standards for crimp strength and contact retention                  |          |  |
| Ingress Protection Rating   | IP68, mated (1 meter, 1 hour)  |          |  |
| Ambient temperature range   | -40°C to +85°C   |          |  |
| Flammability Classification | UL 94 V-0  |          |  |

## De-rating curves



## How to Order (where applicable, choose one code per position)

| 1            | 2                          | 3      | 4             | 5              | 6                         | 7              | 8         |                            |                 |                 |               |                  |
|--------------|----------------------------|--------|---------------|----------------|---------------------------|----------------|-----------|----------------------------|-----------------|-----------------|---------------|------------------|
| Product Line | Product Type               | Gender |               | Connector Type | Cable Size                | Certifications | Packaging | Contact Type               |                 |                 |               |                  |
| H4           | C<br>(Connector)           | F      | Female<br>(+) | M              | Bulkhead<br>M12<br>Thread | D              | TÜV & UL  | I                          | 1<br>pc/bag     | Leave<br>Blank  | CF<br>Contact |                  |
|              |                            |        |               |                |                           |                |           | C                          | 100<br>pcs/bags |                 |               |                  |
|              |                            | M      | Male<br>(-)   |                | 6                         |                |           | 6.0mm <sup>2</sup> / 10AWG | M               | 500<br>pcs/bags | S*            | S & F<br>Contact |
|              |                            |        |               |                | 0                         |                |           | Less Contacts              |                 |                 |               |                  |
| 2            | 2.5mm <sup>2</sup> / 14 WG |        |               |                |                           |                |           |                            |                 |                 |               |                  |
| 4            | 4.0mm <sup>2</sup> / 12AWG |        |               |                |                           |                |           |                            |                 |                 |               |                  |

\*When ordering a S&F contact, please use cable size order code "4" for both 4.0mm<sup>2</sup> / 12AWG & 6.0mm<sup>2</sup> / 10AWG

## Tool and Accessory Order Codes

|                               |                          |
|-------------------------------|--------------------------|
| H4 Sealing Cap (for female)   | H4PF                     |
| H4 Sealing Cap (for male)     | H4PM                     |
| H4 Universal Unlocking Tool   | H4TU0000                 |
| Crimp Tool (Machined Contact) | UTXTC0004 /<br>UTXTC0005 |
| Crimp Tool (S&F contact)      | H4TC0003                 |
| H4 Wrench Tool                | H4TW0001                 |
| Strip Tool                    | H4TS0000                 |



H4 Sealing Cap Female



H4 Universal Unlocking Tool



H4 Wrench Tool



H4 Sealing Cap Male



Crimp Tool (S & F)



Strip Tool

Notice: Specifications are subject to change without notice. Contact your nearest Amphenol Corporation Sales Office for the latest specifications. All statements, information and data given herein are believed to be accurate and reliable but are presented without guarantee, warranty, or responsibility of any kind, expressed or implied. Statements of suggestions concerning possible use of our products are made without representation or warranty that any such use is free of patent infringement and are not recommendations to infringe any patent. The user should assume that all safety measures are indicated or that other measures may not be required. Specifications are typical and may not apply to all connectors.

For further information on your individual application requirements, contact: Amphenol Corporation

North America:  
Amphenol Industrial Operations  
180 N. Freepoint Drive, Plant 4  
Nogales, AZ 85621  
Tel: (888) 364-9011  
Fax: (520) 285-5134

Europe:  
Amphenol Industrial Operations Europe  
Via Barbaiana 5  
1-20020 Lainate (MI) Italy  
Tel: +39 02 93254.204  
Fax: +39 02 93254.444

Middle East:  
Amphenol Middle East Enterprises FZE  
Office C-37 PO Box 21107  
Ajman Free Zone, UAE  
Tel: +9 716-7422494  
Fax: +9 716-7422941

Asia:  
Amphenol Technology (Shenzhen) Co., Ltd.  
Building C, 2nd Industrial Zone of Xia Shi Jia  
Gongming Sub-district, Guangming New-District  
Shenzhen, China 518106  
Tel: +86 755-29918389

Email: tech@amphenol-aio.com

Email: info@amphenol-aio.com

Email: jhussain@amphenol-industrial.com

Email: tech@amphenol-industrial.com