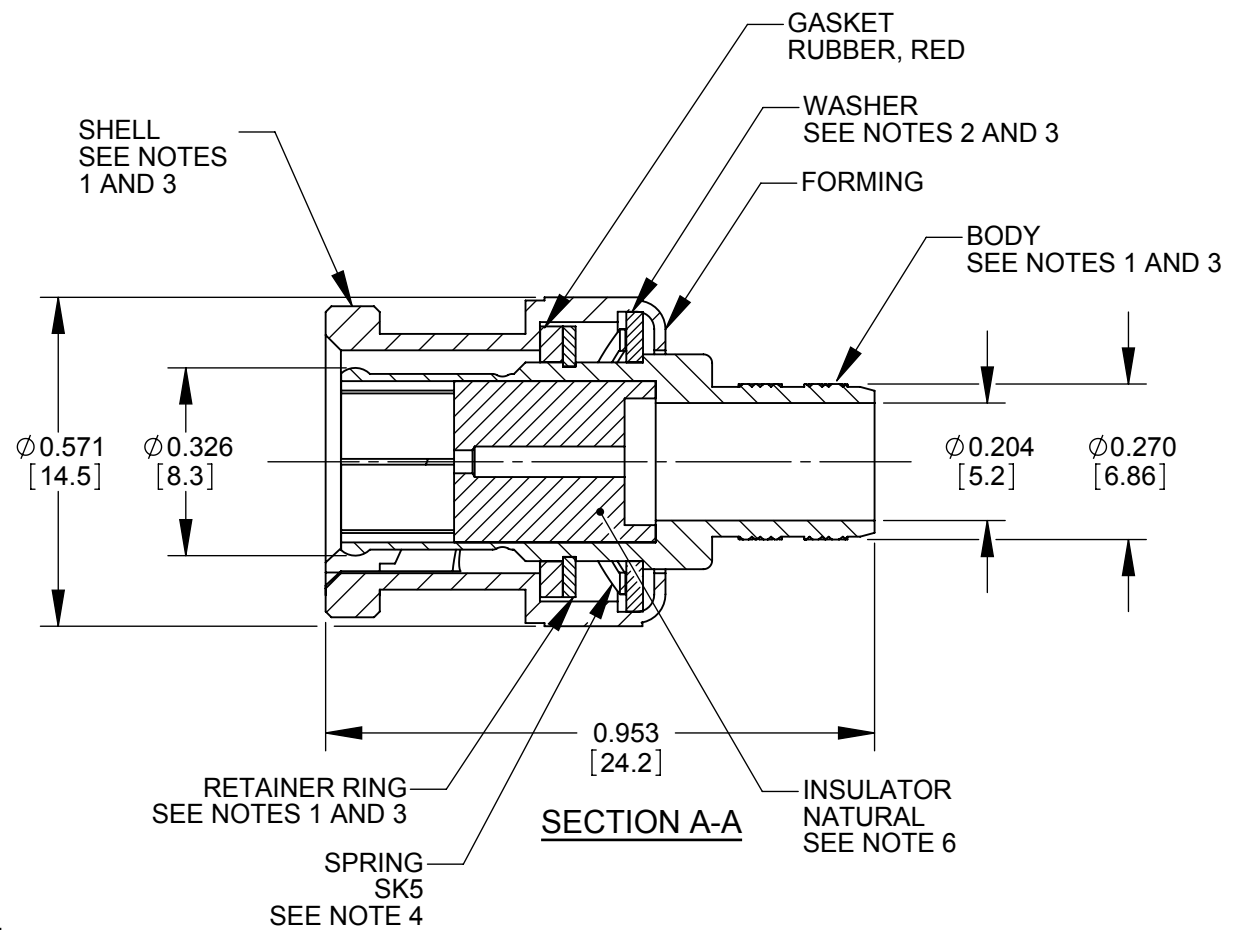
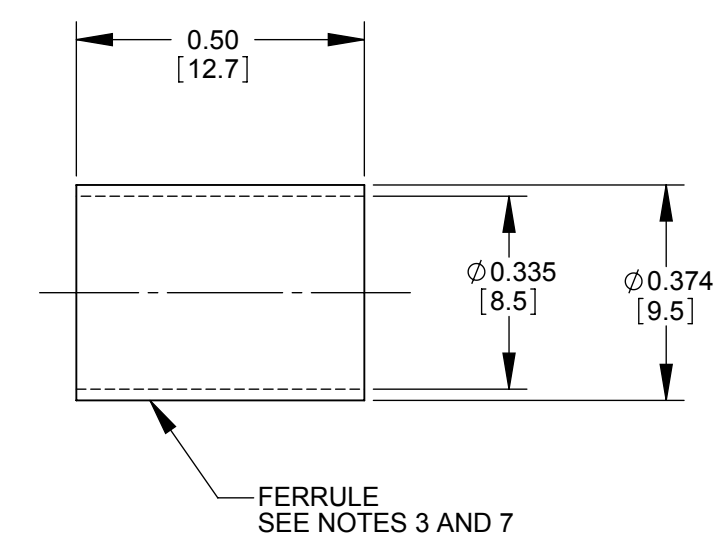
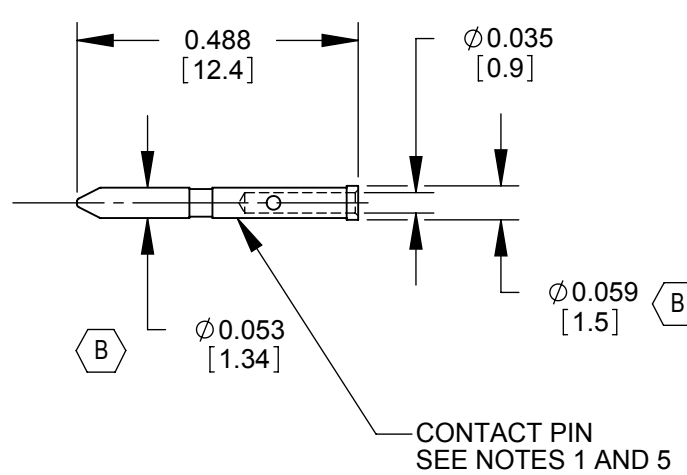


RECOMMENDED
CABLE STRIPPING DIMENSIONS
SWITCHCRAFT STRIPPING TOOL #PTS1



NOTES:

FINISH (PLATING THICKNESS IN MICRO-INCHES)

1. BRASS PER 00-8-626
2. BRASS PER 00-8-613
3. NICKEL PLATING 100 MIN THICK OVER COPPER STRIKE.
4. NICKEL PLATING 200 MIN THICK OVER COPPER STRIKE.
5. GOLD PLATING 3 MIN THICK OVER NICKEL PLATING 100 MIN THICK OVER COPPER STRIKE.
6. TEFLON MIL-P-19468
7. JIS H 3250, C 2700
8. CRIMPED FERRULE HEX CRIMP SIZE 0.324.
9. CRIMPED CONTACT PIN SQUARE CRIMP SIZE 0.042.
10. ALL DIMENSIONS ARE FOR REFERENCE ONLY.
11. THIS PRODUCT IS RoHS COMPLIANT.

REV	ECO NUMBER	DATE	BY	APVD
B	26364	3-31-09	RS	TJK
A	26142	10-31-06	RF	TJK
REVISIONS				

★ STAR SYMBOL DENOTES CRITICAL DIMENSION

UNLESS OTHERWISE SPECIFIED

1. ALL DIMENSIONS IN INCHES
 - TWO PLACE DECIMALS ±0.01
 - THREE PLACE DECIMALS ±0.005
 - ANGLES ±1°
 - ALL DIA. CONCENTRIC WITHIN 0.005 T.I.R.
2. FEATURES ON THE SAME CENTERLINE MUST BE ALIGNED WITHIN ±0.002
3. REMOVE ALL BURRS

DO NOT SCALE DRAWING

THIS DRAWING DESCRIBES A DESIGN CONSIDERED PROPRIETARY IN NATURE, DEVELOPED AND MANUFACTURED BY SWITCHCRAFT INC. AND IS RELEASED ON A CONFIDENTIAL BASIS FOR IDENTIFICATION PURPOSES ONLY.									
SIZE	WIDTH	MULT	LBS/M	TEMPER					
FINISH					MATERIAL				
SPEC No.					SPEC No.				
FIRST USED ON					SCALE 3:1				
DATE DRAWN	BY	CHKD	APVD	Switchcraft®					
10-31-06	RF	RF	TJK	SHEET 1 OF 1					
NAME 75 OHM BNC CONNECTOR 8281B CABLE, RoHS					PART No. HP75BNC2X		REV B		