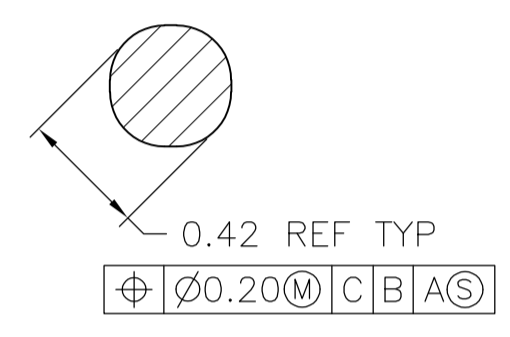
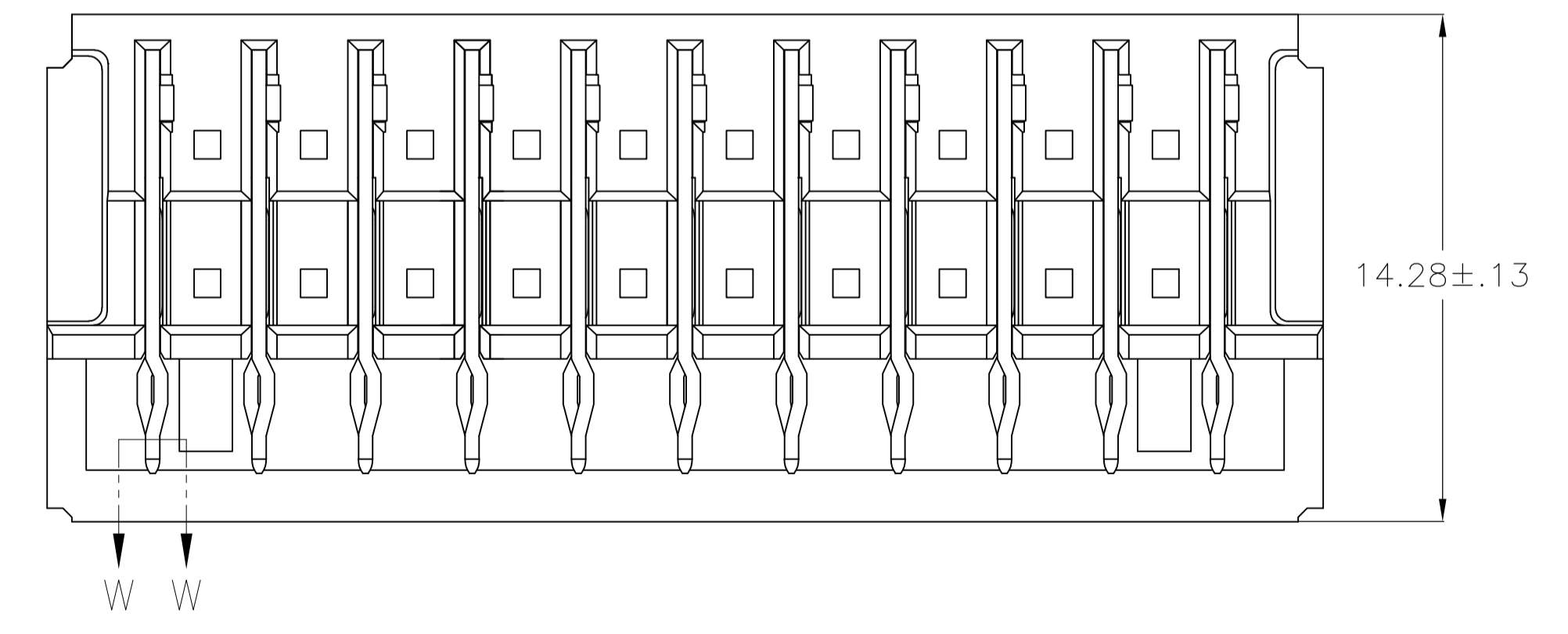
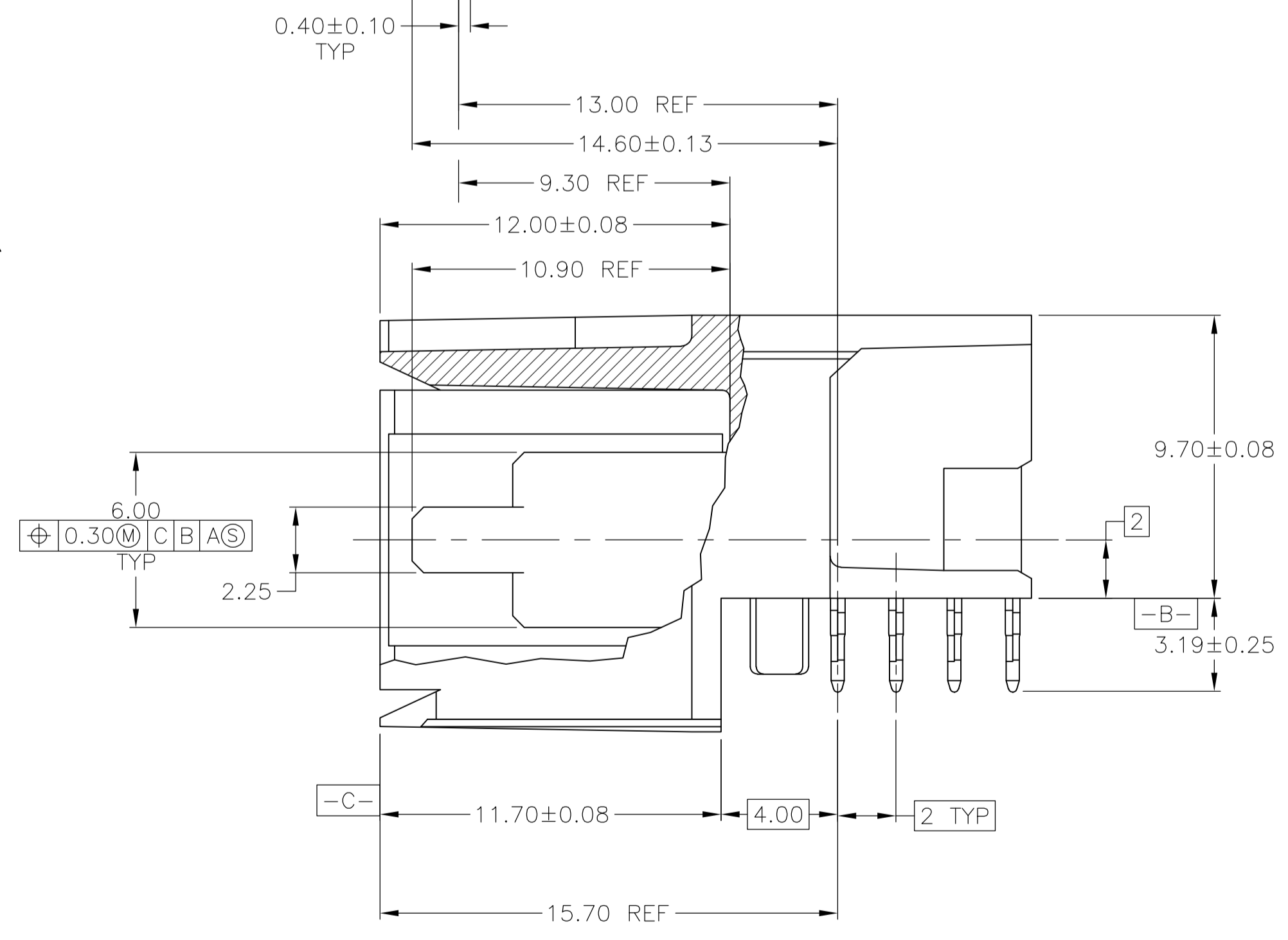
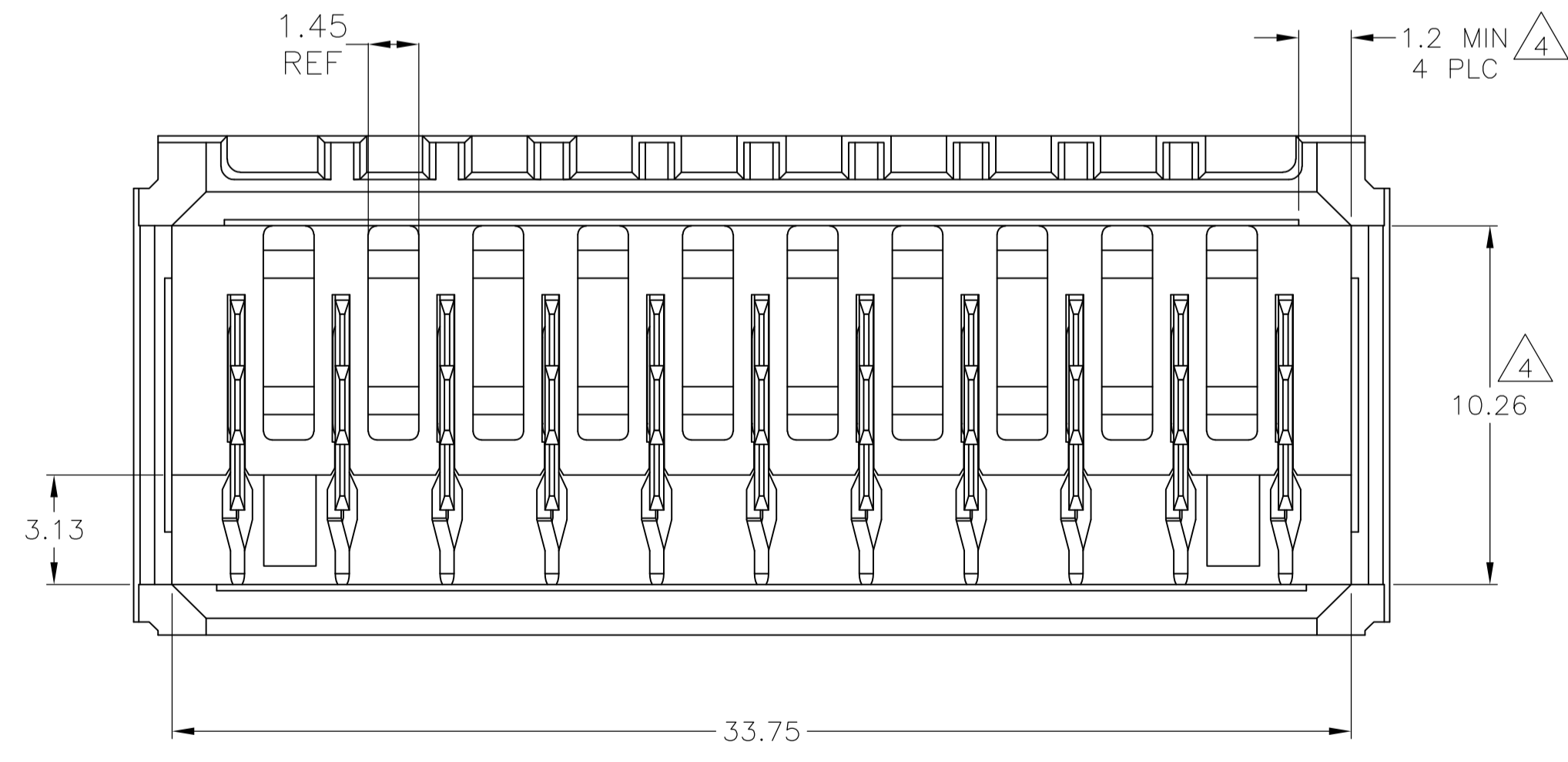


- 1 MATERIAL: HOUSING: POLYESTER. COLOR: GRAY. UL 94V-0. CONTACT: PHOSPHOR BRONZE.
- 2 FINISH: CONTACT MATING AREA: 1.27 μ m MIN GOLD OR 0.08 μ m MIN GOLD OVER 0.76 μ m MIN PALLADIUM-NICKEL. ACTION PIN AREA: 0.5 μ m MIN TIN LEAD PLATE, ALL OVER 1.27 μ m MIN NICKEL UNDERPLATE.
- 3 FINISH: CONTACT LUBRICATION WITH BELLCORE APPROVED LUBRICANT. TECHNICAL REFERENCE: GR-1217-CORE, ISSUE 1, NOVEMBER 1995.
- 4 THE 10.26 \pm 0.13 DIMENSION APPLIES IN THIS AREA.
- 5 REFERENCE APPLICATION SPEC 114-1103 FOR RECOMMENDED PLATED THRU HOLE DIAMETER AND PLATING THICKNESSES.
- 6. CURRENT RATING 10A/CONTACT PER PRODUCT SPEC 108-1651.



SECTION W-W
SCALE 40:1

RECOMMENDED PCB HOLE LAYOUT



A,L	B,C,D,E,F,G,H,J,K	11	646961-2
A,B,C,D,E,F,G,H,J,K,L	-	11	646961-1
POSITIONS LOADED WITH 10.90 REF CONTACTS	POSITIONS LOADED WITH 9.30 REF CONTACTS	NO OF LOADED POSITIONS	PART NUMBER

THIS DRAWING IS A CONTROLLED DOCUMENT.

DIMENSIONS: mm	TOLERANCES UNLESS OTHERWISE SPECIFIED:	0 PLC ± -	1 PLC ± -	2 PLC ± 0.13	3 PLC ± -	4 PLC ± -	ANGLES ± -
----------------	--	-----------	-----------	--------------	-----------	-----------	------------

MATERIAL	FINISH	WEIGHT	SIZE	CAGE CODE	DRAWING NO	RESTRICTED TO
1	2 3	-	A1	00779	646961	-

CUSTOMER DRAWING SCALE 6:1 SHEET 1 OF 1 REV H