

### Peak Emission Wavelength: 1650 nm

The 1650nm IR emitter series is designed for applications requiring precise optical / mechanical axis alignment and IR radiation in the SWIR range. Custom package solutions and sorting are available.

**FEATURES**

- > 3mm Plastic Package
- > Wide Beam Angle
- > High Reliability

**APPLICATIONS**

- > Bio Medical Applications
- > Optical Sensors
- > Optical Communications



### Absolute Maximum Ratings (Ta=25°C)

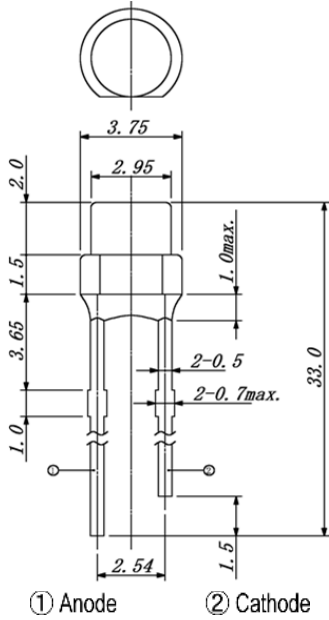


ITEMS	SYMBOL	RATINGS	UNIT
Forward Current (DC)	IF	100	mA
Forward Current (Pulse)*1	IFP	1	A
Reverse Voltage	VR	5	V
Power Dissipation	PD	100	mW
Operating Temperature Range	Topr	-25 ~ +85	°C
Storage Temperature Range	Tstg	-30 ~ +100	°C
Lead Soldering Temperature*2	Tls	260	°C

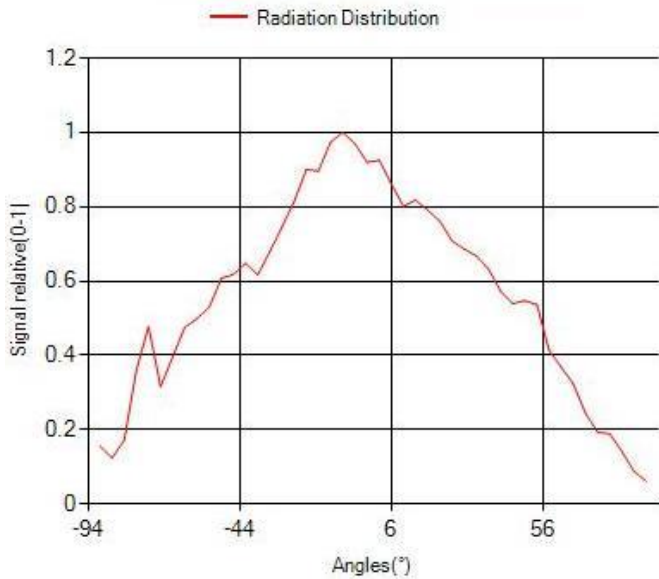
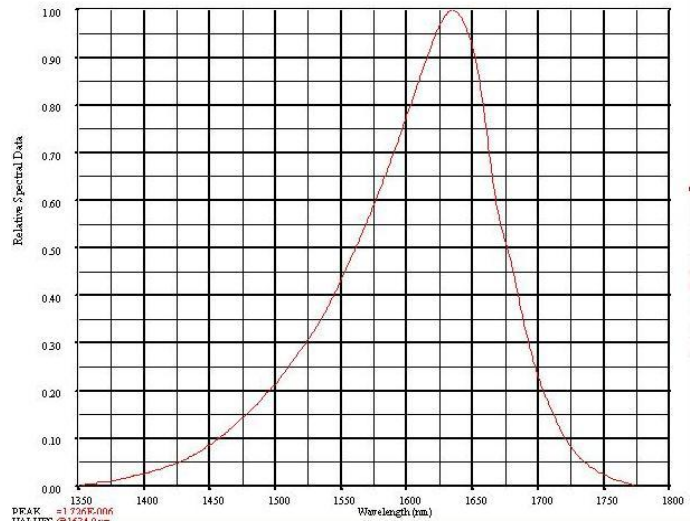
\*1: Tw=10μsec, T=10msec; \*2: Time 5 Sec max, Position: Up to 3mm from the body.

### Electrical & Optical Characteristics (Ta = 25°C)

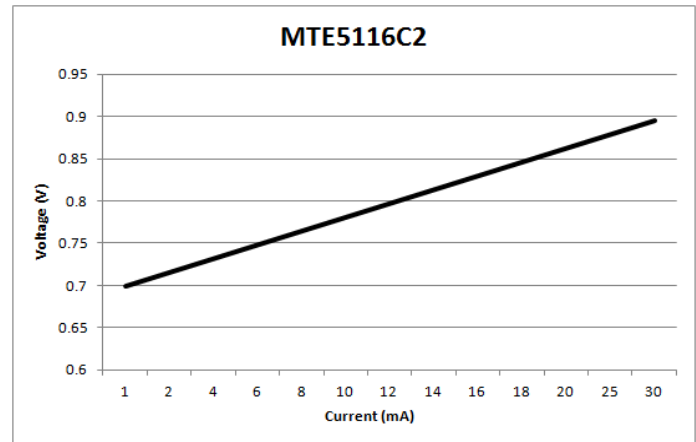
ITEMS	SYMBOL	CONDITIONS	MIN	TYP	MAX	UNIT
Power Output	PO	IF=20mA	--	1.9	--	mW
Forward Voltage	VF	IF=20mA	--	0.85	--	V
Reverse Current	IR	VR=5V	--	--	--	μA
Peak Emission Wavelength	λp	IF=20mA	--	1650	--	nm
Spectral Line Half Width	Δλ	IF=20mA	--	118	--	nm
Half Intensity Beam Angle	Θ	IF=20mA	--	120	--	deg



**SPECTRAL OUTPUT**



**Forward V-I Characteristics**



Unit: mm, Tolerance: ±0.2

**VIEW ANGLE**

