Current Sense Transformers

CST206-3A

Description:
Designed for switching power supply applications, Triad current sense transformers are used to detect the current passing through a conductor. These transformers are very reliable and operate over the frequency range of 20 kHz-200 kHz.

Electrical Specifications (@25C)

ET VµSEC REF 20kHz	Turns Count	Min. Ind. mH	DCR Max. Ω	Pri. Amps
6000	300	130.0	12.40	70.0 RMS

Safety:
These current sense transformers are constructed of UL rated 130°C materials.

Dimensions:

A Min	B Max	C Ref	D Ref	E Ref	F Max	G Max	H Dia. Pins
.360	1.225	.700	.127	.500	.400	1.075	.045

Units: In inches

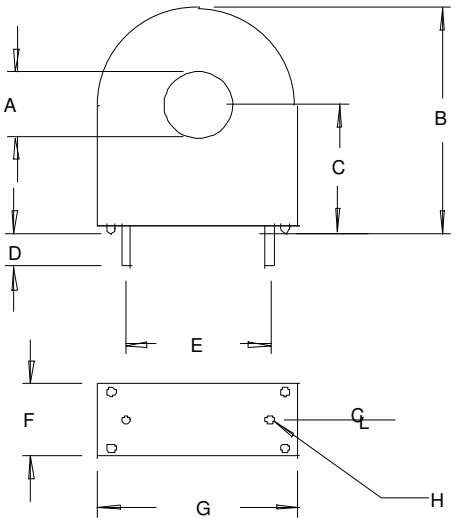

Technical Notes:

1. Derate ET product by 32% for 50 kHz, 52% for 100 kHz and 50% for unidirectional operation.
2. Rated primary current renders approximately 40°C temp. rise.
3. Maximum recommended terminating resistance of 1 ohm per turn.
4. Primary is inserted through hole in casting.

1. START OF TEST CONDUCTOR TO HAVE THE SAME POLARITY AS PIN 1
2. DECAL ARROW ON CASE TO INDICATE POLARITY

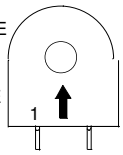

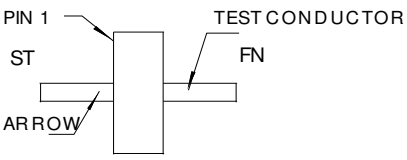

POLARITY DETAIL TOP VIEW

RoHS Compliance: As of manufacturing date February 2016, all standard products meet the requirements of 2015/863/EU, known as the RoHS 3 initiative.

*Upon printing, this document is considered "uncontrolled". Please contact Triad Magnetics website for the most current version. For soldering and washing information please see http://www.triadmagnetics.com/faq.html

Web: www.TriadMagnetics.com
Phone 951-277-0757
Fax 951-277-2757

460 Harley Knox Blvd.
Perris, California 92571

Publish Date: April 18, 2019