


AS1329

Evaluation Board Application Note



General Description

Board Description




Figure 1: Board Description - Connector








Figure 2: Board Description - Measurements Points

Connector Description

Label	Jumper	Description	Info
A	Vin	Power Supply Connectors for Vin and Ground.	+0.85V to Vout
B	GND		
C	SHDNN	Active-Low Logic Shutdown Input	 1/ON = The AS1329 is on.  0/OFF = The AS1329 is off and the current into Vin is $\leq 1\mu\text{A}$ (typ).
D	On / Off	SHDNN Shutdown Jumper	
E	Vout	Power Output Connector	 3.3V = Fixed Output Voltage 3.3V
F	3.3V / 5V	Output Voltage Jumper	 5V = Fixed Output Voltage 5.0V

Measurement Points Description

Label	Jumper	Description	Info
G	SW	External Inductor	Measurement Points
H	Vin	Power Supply Connectors for Vin and Ground.	
I	GND		
J	FB	Feedback Voltage Connector	
K	SHDNN	Active-Low Logic Shutdown Input	
L	Vout	Power Output Connector	

Operational sequence

1. If not present get the [datasheet for the AS1329](http://www.austriamicrosystems.com) from www.austriamicrosystems.com. Drive the IC on the evaluation board only with the recommended settings and values as described in the datasheet.
2. Connect a +0.85V to Vout power supply (Vin "A" and GND "B").
3. Perform measurements at the measurement points.

Have fun using the Demoboard. If there are questions do not hesitate to contact us. See contact information at the end of the application note.

Layout of demoboard

Board schematics and layout

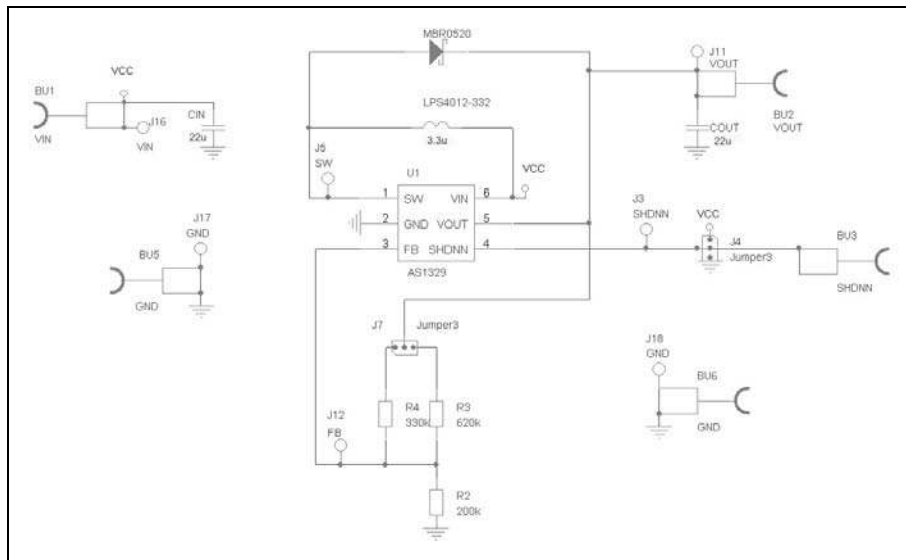


Figure 3: Schematics

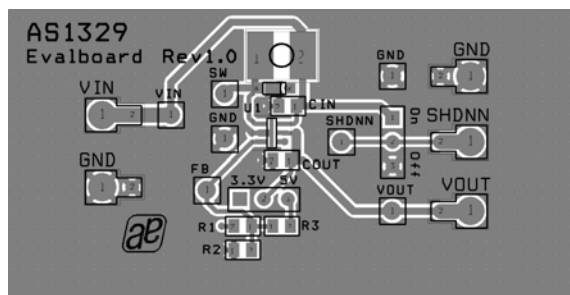


Figure 4: Top view

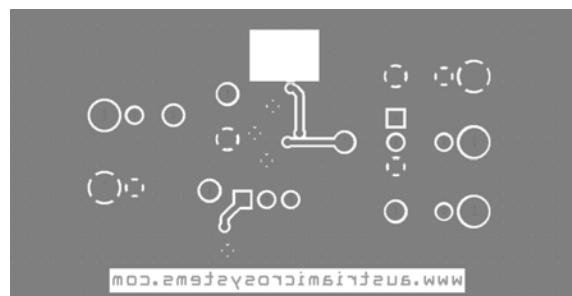


Figure 5: Bottom view

Assembly List

Label	Info	Type	Manufacturer
Cin	22µF, 6.3V, 0805, X5R	GRM21BR60J226ME39L	Murata
Cout			
L1	3.3µH, 1.4A, 0.1Ω	LPS4012-332MLB	Coilcraft

Copyright

Copyright © 1997-2008, austriamicrosystems AG, Schloss Premstaetten, 8141 Unterpremstaetten, Austria-Europe. Trademarks Registered ®. All rights reserved. The material herein may not be reproduced, adapted, merged, translated, stored, or used without the prior written consent of the copyright owner.

All products and companies mentioned are trademarks or registered trademarks of their respective companies.

Disclaimer

Devices sold by austriamicrosystems AG are covered by the warranty and patent indemnification provisions appearing in its Term of Sale. austriamicrosystems AG makes no warranty, express, statutory, implied, or by description regarding the information set forth herein or regarding the freedom of the described devices from patent infringement. Austriamicrosystems AG reserves the right to change specifications and prices at any time and without notice. Therefore, prior to designing this product into a system, it is necessary to check with austriamicrosystems AG for current information.

This product is intended for use in normal commercial applications. Applications requiring extended temperature range, unusual environmental requirements, or high reliability applications, such as military, medical life-support or life sustaining equipment are specifically not recommended without additional processing by austriamicrosystems AG for each application. For shipments of less than 100 parts the manufacturing flow might show deviations from the standard production flow, such as test flow or test location.

The information furnished here by austriamicrosystems AG is believed to be correct and accurate. However, austriamicrosystems AG shall not be liable to recipient or any third party for any damages, including but not limited to personal injury, property damage, loss of profits, loss of use, interruption of business or indirect, special, incidental or consequential damages, of any kind, in connection with or arising out of the furnishing, performance or use of the technical data herein. No obligation or liability to recipient or any third party shall arise or flow out of austriamicrosystems AG rendering of technical or other services.



Contact Information

Headquarters

austriamicrosystems AG
A-8141 Schloss Premstätten, Austria
T. +43 (0) 3136 500 0
F. +43 (0) 3136 5692

For Sales Offices, Distributors and Representatives, please visit:
<http://www.austriamicrosystems.com/contact-us>