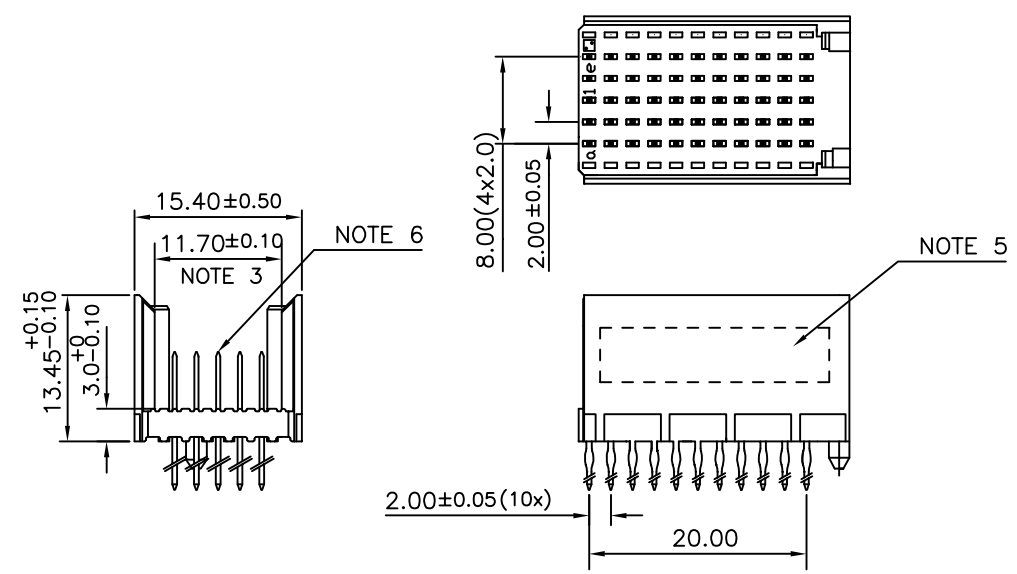


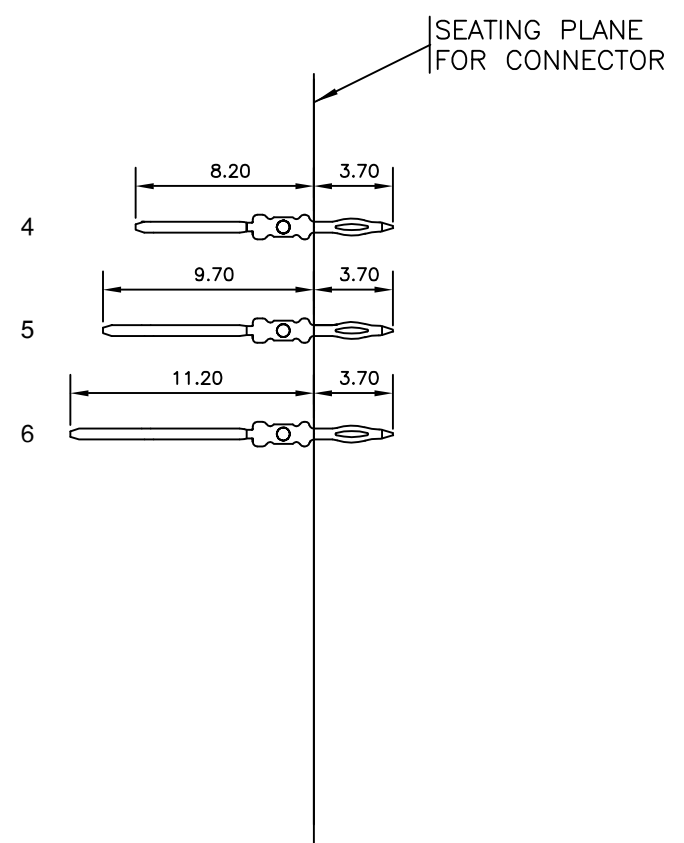
LOADING PATTERN MATING SIDE

f	0	0	0	0	0	0	0	0	0	0
e	6	6	6	6	6	6	6	6	6	6
d	5	5	5	5	5	5	5	5	5	5
c	4	4	4	4	4	4	4	4	4	4
b	5	5	5	5	5	5	5	5	5	5
a	6	6	6	6	6	6	6	6	6	6
z	0	0	0	0	0	0	0	0	0	0
POS	01	05	10							

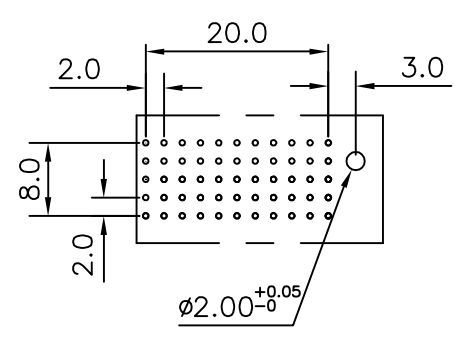
LOADED CONNECTOR ASSEMBLY (FOR EXAMPLE)



CONTACT OVERVIEW



LAY-OUT P.C.B.-HOLE



HM2P09PDF1M0 **LEAD FREE INDICATOR : LF = LEAD FREE (DIGIT 15 & 16)**
PLATING CODE (DIGIT 13 AND 14)
 (REF DRW NO. BS,C , 201844 , 003)

- NOTES**
- THIS PRODUCT IS CSA APPROVED.
 - THIS PRODUCT IS UL RECOGNIZED.
 - MEASURED AT THE BOTTOM.
 - MATERIAL CONTACT: PHOSPHORBRONZE
HOUSING: CREAM WHITE GLASS FILLED POLYESTER UL-94V0
 - CONNECTOR PRINTED WITH P/N AND DATE CODE.
 - FOR ACTUAL CONTACT LOADINGS, SEE LOADING PATTERN MATING SIDE.
 - SHAPE OF CONNECTOR HOUSING CAN ALTER DEPENDING ON PRODUCTION LOCATION
 - THE PRODUCT (LF) MEETS EUROPEAN UNION DIRECTIVES AND OTHER COUNTRY REGULATIONS AS DESCRIBED IN GS-22-008
 - FOR RECOMMENDED PTH DIMENSIONS REFER DRAWING : BS, A , 201572 , 001
- CATALOG NO: HM2P09PDF1M0- - -

mat'l. code		surface		tolerance		projection		product family		
SEE NOTE 4		ISO 1302 ✓		ISO 406 ISO 1101				MLLIPACS		
ltr	ecn no	dr	date	tolerances unless otherwise specified		MM		title		
A	105-0207	MINI	2005-10-27	angles	linear			MPACS 5+2R STR HDR PF CONN TYPE C		
B	106-0122	MINI	2006-07-20	0°±1°		scale -				
		dr	MINI K VANDANATH	2005-10-27			dwg no		sheet 1 of 1	
		enr	BIJU K PAUL	2005-10-27					size	
		chr	BIJU K PAUL	2006-07-20			BS, C ,203028,308		A3	
		appd	BIJU K PAUL	2006-07-20			type		Product Customer Drawing	
sheet index	revision sheet	B	1							D