

NOTES:

1. MATERIALS AND FINISHES:
 BODY, BAYONET SLEEVE, WASHER & RETAINING RING - BRASS, NICKEL PLATING
 OUTER CONTACT - BeCu, NICKEL PLATING
 CONTACT - PHOSPHOR BRONZE, GOLD PLATING
 FERRULE - COPPER, NICKEL PLATING
 INSULATORS - PTFE, NATURAL
 GASKET - FLUOROSILICONE, BLACK
 SPRING - STAINLESS STEEL, PASSIVATED

2. ELECTRICAL:
 A. IMPEDANCE: 75 OHM
 B. FREQUENCY RANGE: DC - 18 GHz
 C. RETURN LOSS: 30 dB MIN @ DC - 6 GHz
 15 dB MIN @ 6 - 12 GHz
 D. DIELECTRIC WITHSTANDING VOLTAGE: 1000 VRMS, MIN.
 E. INSULATION RESISTANCE: 10,000 MΩ MIN

3. MECHANICAL:
 A. DURABILITY: 500 CYCLES MIN.
 B. TEMPERATURE RANGE: -65°C TO +165°C

4. ENVIRONMENTAL:
 A. THERMAL SHOCK PER MIL-STD-202 METHOD 107 TEST CONDITION B (EXCEPT HIGH TEMP @200°C)
 B. VIBRATION: MIL-STD-202 METHOD 204 TEST CONDITION B
 C. SHOCK: MIL-STD-202 METHOD 213 TEST CONDITION B
 D. CORROSION: MIL-STD-202 METHOD 101 TEST CONDITION B 5% SALT SOLUTION

5. PACKAGING:
 A. QUANTITY: SINGLE PACK
 B. MARKING: BAG TO BE MARKED: "AMPHENOL RF, 34-1107-12G DATE CODE"
 BAG, OUTER BAG, OR BOX TO BE MARKED: "U.S. PATENT NO. 7,553,177"

6. HIGH DENSITY INSTALLATION/REMOVAL TOOL: 227-T2000

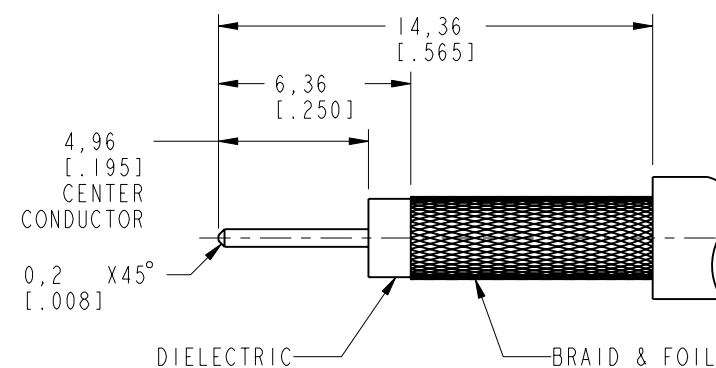
7. CABLE ASSEMBLY INSTRUCTIONS:
 A. TRIM CABLE AS SHOWN.
 B. INSERT INSULATOR DISK OVER CENTER CONDUCTOR.
 C. CRIMP CONTACT TO CABLE CENTER CONDUCTOR WITH 0.042" SQUARE DIE
 D. CRIMP FERRULE WITH 0.178" HEX.

8 SHOWS CABLE ENTRY DIMENSIONS.

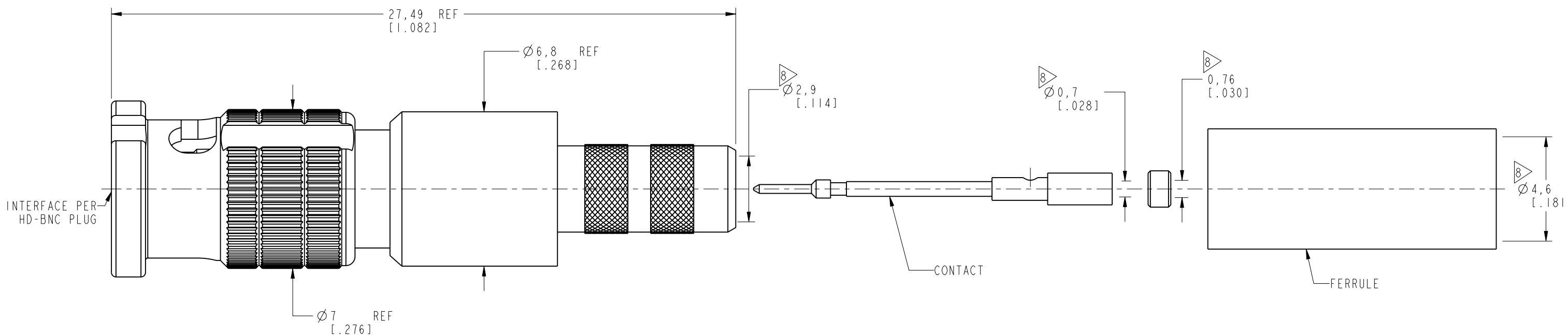
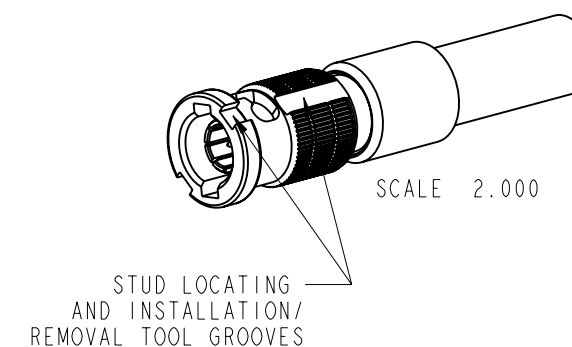
THIRD ANGLE PROJ.

REVISIONS

REV	DESCRIPTION	DATE	ECO	APPR
A	RELEASE TO MFG.	05-Apr-17	03361	RM
B	NOTE 4 IN SHEET 1 WAS CHANGED	07-Aug-18	08804	SH



RECOMMENDED CABLE STRIPPING DIMENSIONS



PROTECTED UNDER U.S. PATENT # 7,553,177

CUSTOMER OUTLINE DRAWING

ALL OTHER SHEETS ARE FOR INTERNAL USE ONLY

UNLESS OTHERWISE SPECIFIED, DIMENSIONS ARE IN METRIC AND TOLERANCES ARE:
 <0.5mm ±0.05mm 0.5 - 6mm ±0.1mm 6 - 30mm ±0.2mm 30 - 120mm ±0.3mm ANGLES ±1°

NOTICE - These drawings, specifications, or other data (1) are, and remain the property of Amphenol corp. (2) must be returned upon request; and (3) are confidential and not to be disclosed to any person other than those to whom they are given by Amphenol Corp. the furnishing of these drawings, specifications, or other data by Amphenol Corp., or to any other person to anyone for any purpose is not to be regarded by implication or otherwise in any manner licensing, granting rights to permitting such holder or any other person to manufacture, use or sell any product, process or design, patented or otherwise, that may in any way be related to or disclosed by said drawings, specifications, or other data.

MATERIAL	SEE NOTES
REFERENCE	EAR # 7610
CONFIGURATION LEVEL:	In Work
FINISH	

DRAWN	W. ZENG	DATE	9-Aug-18
ENGINEER	K. ELMES	DATE	16-Mar-17
APPROVED	S. HSIEH	DATE	10-Aug-18
CAD FILE			

TITLE		HD-BNC STR PLUG FOR BELDEN 1855A/4855R CABLE	
SCALE:	5.8:1.0	SHEET	2 OF 2
DWG SIZE	B	REV	B

Amphenol RF	
www.amphenolrf.com	
DRAWING NO.	34-1107-12G
ITEM NO.	34-1107-12G
PART NO.	34-1107-12G