

SERIES

CM6560R CM6560

RoHS
Compliant
Traditional
First Quality

Surface Mount Common Mode Choke

DASH NUMBER*

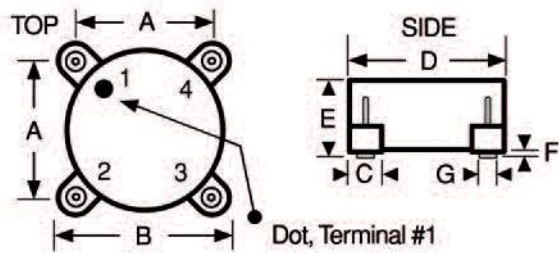
L1 or L2 INDUCTANCE
+35% / -23% (µH)

DC RESISTANCE
MAXIMUM (OHMS)

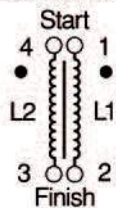
RATED RMS CURRENT
(AMPS) MAXIMUM

LEAKAGE INDUCTANCE
TYPICAL (µH)

Suppressors



SCHEMATIC



SERIES CM6560 FERRITE CORE				
-104	100	0.005	8.50	0.9
-184	180	0.007	7.00	1.2
-334	330	0.015	4.80	2.7
-504	500	0.023	3.60	4.5
-754	750	0.034	3.00	6.8
-105	1000	0.047	2.40	8.6
-185	1800	0.080	1.90	13.0
-225	2200	0.105	1.50	19.0
-335	3300	0.160	1.20	18.0
-505	5000	0.240	0.95	26.0
-755	7500	0.360	0.75	35.0
-106	10000	0.530	0.55	45.0
-126	12000	0.730	0.45	55.0
-156	15000	1.100	0.35	68.0

*Complete part # must include series # PLUS the dash #

Mechanical Configuration

A flat top surface mount case with excellent coplanarity of terminals.

Physical Parameters

	Inches	Millimeters
A	0.495 ± 0.010	12.6 ± 0.25
B	0.650 Max.	16.5 Max.
C	0.175 (Ref. only)	4.44 (Ref. only)
D	0.620 ± 0.010	15.8 ± 0.25
E	0.335 Max.	8.5 Max.
F	0.035 ± 0.010	0.89 ± 0.25
G	0.070 (Ref. only)	1.78 (Ref. only)

Electrical Configuration

- 1) Inductance and DCR in table is for either L1 or L2.
- 2) Leakage Inductance tested at L1 with L2 shorted or at L2 with L1 shorted.
- 3) Windings balanced within 2%
- 4) Inductance tested @ 10 kHz

Operating Temperature Range -55°C to +105°C

Electrical Characteristics Measured at +25°C

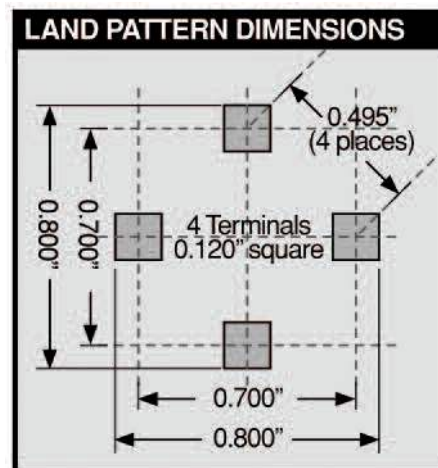
Rated RMS Current Based upon 40°C temperature rise from 25°C ambient.

Maximum Power Dissipation at 25°C 0.725 Watts

Inductance Tolerance Units are supplied to the tolerance indicated in the tables @ 10kHz.

Dielectric Withstanding Voltage

500 V RMS, 60Hz



Marking DELEVAN; CM6560, inductance with units. Note: An R after CM6560 indicates a RoHS component. A white dot indicates the location of pin 1.

Example: CM6560R-104

DELEVAN
CM6560R
100 uH.

Packaging Tape & reel (24mm): 13" reel, 350 pieces max.

7" reel not available

Bulk option available

Weight (Grams) 4.0 (Ref.)