

PCB terminal block - SPT 5/ 4-H-7,5-ZB - 1719215

Please be informed that the data shown in this PDF Document is generated from our Online Catalog. Please find the complete data in the user's documentation. Our General Terms of Use for Downloads are valid (<http://phoenixcontact.com/download>)



PCB terminal block, Nominal current: 41 A, Nom. voltage: 1000 V, Pitch: 7.5 mm, Number of positions: 4, Connection method: Push-in spring connection, Mounting: Wave soldering, Conductor/PCB connection direction: 0°, Color: green

The figure shows a 5-pos. version of the product

Product Features

- ✓ Fast connection technology thanks to tool-free direct plug-in principle
- ✓ Conductor connection direction: horizontal (0° -H) to the PCB
- ✓ Unlimited 600 V UL approval thanks to compact zigzag pinning
- ✓ SPT 5 Push-in spring-cage PCB terminal blocks for conductor cross sections up to 6 mm², stranded
- ✓ Single-position terminal block bases with double pin



Key Commercial Data

Packing unit	1 pc
Minimum order quantity	50 pc
Weight per Piece (excluding packing)	15.37 g
Custom tariff number	85369010
Country of origin	Bulgaria

Technical data

Dimensions

Pitch	7.50 mm
Dimension a	22.5 mm
Width	31.8 mm
Constructional height	14.4 mm
Height	19 mm
Length of the solder pin	4.6 mm
Pin dimensions	1,7 x 0,8 mm

PCB terminal block - SPT 5/ 4-H-7,5-ZB - 1719215

Technical data

Dimensions

Pin spacing	13.2 mm
Hole diameter	2.1 mm

General

Range of articles	SPT 5/..-H
Insulating material group	I
Rated surge voltage (III/3)	8 kV
Rated surge voltage (III/2)	8 kV
Rated surge voltage (II/2)	6 kV
Rated voltage (III/3)	800 V
Rated voltage (III/2)	1000 V
Rated voltage (II/2)	1000 V
Connection in acc. with standard	EN-VDE
Nominal current I_N	41 A
Nominal cross section	6 mm ²
Insulating material	PA
Solder pin surface	Sn
Flammability rating according to UL 94	V0
Stripping length	15 mm
Number of positions	4

Connection data

Conductor cross section solid min.	0.2 mm ²
Conductor cross section solid max.	10 mm ²
Conductor cross section flexible min.	0.2 mm ²
Conductor cross section flexible max.	6 mm ²
Conductor cross section flexible, with ferrule without plastic sleeve min.	0.25 mm ²
Conductor cross section flexible, with ferrule without plastic sleeve max.	6 mm ²
Conductor cross section flexible, with ferrule with plastic sleeve min.	0.25 mm ²
Conductor cross section flexible, with ferrule with plastic sleeve max.	4 mm ²
Conductor cross section AWG min.	24
Conductor cross section AWG max.	8
2 conductors with same cross section, stranded, TWIN ferrules with plastic sleeve, min.	0.25 mm ²
2 conductors with same cross section, stranded, TWIN ferrules with plastic sleeve, max.	1.5 mm ²

Standards and Regulations

Connection in acc. with standard	EN-VDE
----------------------------------	--------

PCB terminal block - SPT 5/ 4-H-7,5-ZB - 1719215

Technical data

Standards and Regulations

	CUL
Flammability rating according to UL 94	V0

Classifications

eCl@ss

eCl@ss 4.0	27141109
eCl@ss 4.1	27141109
eCl@ss 5.0	27141190
eCl@ss 5.1	27141190
eCl@ss 6.0	27261101
eCl@ss 7.0	27440401
eCl@ss 8.0	27440401

ETIM

ETIM 3.0	EC001121
ETIM 4.0	EC002643
ETIM 5.0	EC002643

UNSPSC

UNSPSC 6.01	30211801
UNSPSC 7.0901	39121432
UNSPSC 11	39121432
UNSPSC 12.01	39121432
UNSPSC 13.2	39121432

Approvals

Approvals

Approvals

UL Recognized / SEV / cUL Recognized / CCA / IECCE CB Scheme / cUL Recognized / EAC / cULus Recognized


Ex Approvals

Approvals submitted


PCB terminal block - SPT 5/ 4-H-7,5-ZB - 1719215

Approvals


Approval details

UL Recognized 		
	B	C
mm ² /AWG/kcmil	24-8	24-8
Nominal current I _N	36 A	36 A
Nominal voltage U _N	600 V	600 V

SEV	
mm ² /AWG/kcmil	6
Nominal current I _N	41 A
Nominal voltage U _N	1000 V

cUL Recognized 		
	B	C
mm ² /AWG/kcmil	24-8	24-8
Nominal current I _N	36 A	36 A
Nominal voltage U _N	600 V	600 V

CCA	
mm ² /AWG/kcmil	6
Nominal current I _N	41 A
Nominal voltage U _N	1000 V

IECEE CB Scheme 	
mm ² /AWG/kcmil	6
Nominal current I _N	41 A
Nominal voltage U _N	1000 V

PCB terminal block - SPT 5/ 4-H-7,5-ZB - 1719215

Approvals

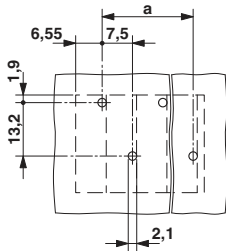
cUL Recognized			
	B	C	D
mm ² /AWG/kcmil	24-8	24-8	24-8
Nominal current I _N	36 A	36 A	5 A
Nominal voltage U _N	300 V	150 V	600 V

EAC

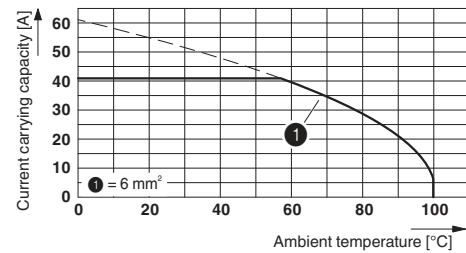
cULus Recognized

Drawings

Drilling diagram



Diagram



Dimensional drawing

