


2P to 4P



# Quick-Change® Cordsets

Quick-disconnect and positive alignment of power conductors in harsh environments  
 #10, #12 and #14 AWG yellow Type SOW cable  
 Single- and double-ended cordsets and mating receptacles

	2P			3P			4P		
MALE FACE VIEW									
COLOR CODE	1- black 2- white			1- black 2- white 3- green-gnd			1- black      3- red 2- green-gnd    4- white		
VOLTAGE	600V AC/DC			600V AC/DC			600V AC/DC		
CURRENT	18A	25A	30A	18A	25A	30A	15A	20A	25A
CONDUCTOR	#14	#12	#10	#14	#12	#10	#14	#12	#10

MALE	FIG	SINGLE-ENDED CORDSETS WITH 600V TYPE SOW CABLE								
3'	1	32019	32026	32050	32319	32353	32404	32634	32650	32754
6'	1	32020	32027	32051	32320	32354	32405	32635	32676	32755
12'	1	32021	32028	32052	32321	32355	32406	32636	32677	32756
MATING RECEPTACLE	FIG	RECEPTACLES WITH 12" LONG PVC-INSULATED WIRES								
THREAD 1/2"	2	32015	32034	32067	32315	32359	32421	32630	32682	32769
THREAD 3/4"	2	32016	32035	32068	32316	32360	32422	32631	32683	32770
FEMALE/MALE EXTENSION	FIG	DOUBLE-ENDED CORDSETS WITH 600V TYPE SOW CABLE								
6'	3	662020C05F060	662020C06F060	662020C07F060	663020C05F060	663020C06F060	663020C07F060	664020C05F060	664020C06F060	664020C07F060

## CATALOG OPTIONS

P/N 55-0172 closure cap assembly for receptacles  
 P/N 55-0170 threaded adapter plus closure cap assembly for cordsets

Use the following chart to modify your part's specifications

**32015AL**

BODY MATERIAL	CODE
ALUMINUM .....	AL

# Specifications



**MECHANICAL (CORDSET)**

PLUG FACE: NITRILE/SBR  
 MOLDED BODY: NITRILE/SBR  
 COUPLING NUT: THERMOPLASTIC WITH OPTIONAL ALUMINUM

CABLE: YELLOW NEOPRENE CABLE JACKET TYPE SOW, 105° C UL LISTED, 90° C CSA CERTIFIED

OUTSIDE DIAMETER:	#14 AWG	#12 AWG	#10 AWG
2/C	.55" (13.9mm)	.63" (15.9mm)	.69" (17.4mm)
3/C	.58" (14.6mm)	.66" (16.6mm)	.72" (18.3mm)
4/C	.62" (15.8mm)	.71" (18.0mm)	.74" (18.8mm)
STRANDING	41 X #30	65 X #30	105 X #30

**MECHANICAL (RECEPTACLE)**

INSERT MATERIAL: NITRILE/SBR  
 SHELL MATERIAL: THERMOPLASTIC WITH OPTIONAL ALUMINUM

CABLE: 10/12/14 AWG, 1 CONDUCTOR PVC JACKETED, 105° C

STRANDING:	#14 AWG	#12 AWG	#10 AWG
TINNED COPPER	41 X #30	65 X #30	105 X #30

**ELECTRICAL**

VOLTAGE RATING:	600V AC/DC		
AMPERAGE	#14 AWG	#12 AWG	#10 AWG
2/C	18A	25A	30A
3/C	18A	25A	30A
4/C	15A	20A	25A

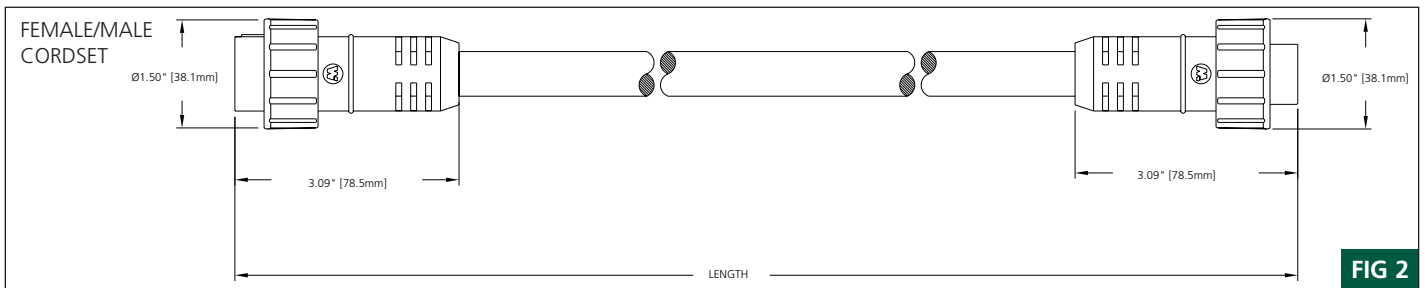
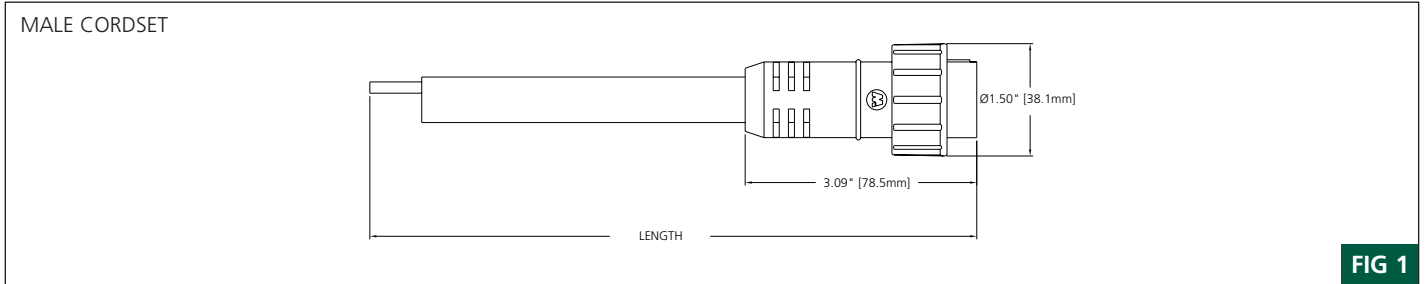
**ENVIRONMENTAL**

PROTECTION: IP 68, NEMA 6P  
 AMBIENT OPERATING TEMP: -4° TO 221° F (-20° TO 105° C)

**CERTIFICATIONS**

UL: UL RECOGNIZED, FILE NO E46237  
 CSA: CSA CERTIFIED, FILE NO LR6837

## CONNECTOR DIMENSIONS



## RECEPTACLE DIMENSIONS

