

PRODUCT NO. 54601 X 06 XXX WP LF

TELEJACK PCB SERIES

LEAD FREE

PLATING
 2-0.08μ Au SELECTIVE MIN.
 6-0.8μ Au SELECTIVE MIN.
 7-Au FLASH SELECTIVE MIN.
 8-1.27μ Au SELECTIVE MIN.
 9-0.38μ Au SELECTIVE MIN.

*SPECIAL CODE
 WP-WITHOUT PROJECTION
 BLANK-WITH PROJECTION

NO. OF POS
 06-6 POL INSULATOR

CONTACTS LOADED
 BLANK-CTS. LOADED IN ALL POS.
 001-CTS. LOADED IN 3&4 POS.
 002-CTS. LOADED IN 2,3,4&5 POS.

TECHNICAL SPECIFICATION:

Insulation Resistance - 500 M Ohms min.
 Dielectric Strength - 1000 V rms, 60 Hz.
 Contact Resistance - 20 to 30 m Ohms. max.
 Current Rating - 2.0 amp DC
 Maximum Total Mating Force - 20 N
 Retention Force Between Plug & Jack-22.5 N min.
 Durability - 250 mating cycles

MATERIAL

Housing: THERMOPLASTIC-UL94 V0 BLACK
 Contact: Ø0.46 COPPER ALLOY ROUND WIRE

Material:

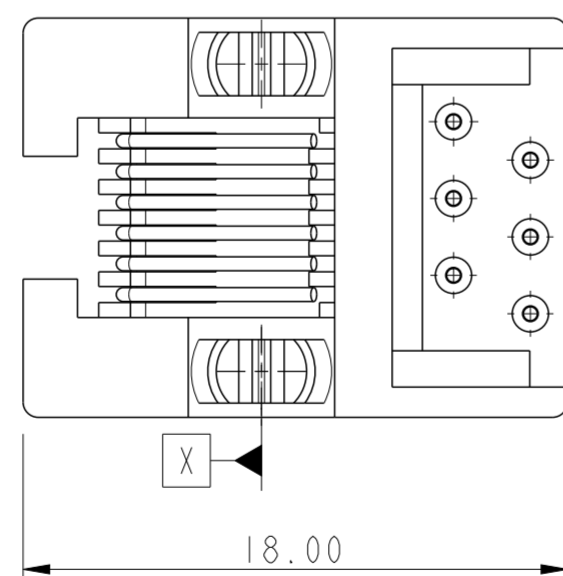
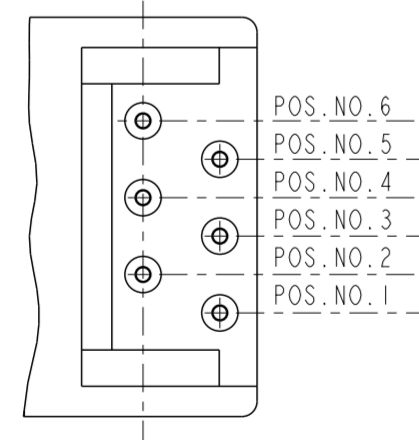
The housing will withstand exposure to 260-265°C for 5 seconds in a wavesoldering application. Use protective adhesive tape (Kapton or Teflon) or protective metallic devices on the areas which are directly exposed to wave soldering as it is used in classical leaded wave soldering.

Contact: Ø0.46mm Copper Alloy

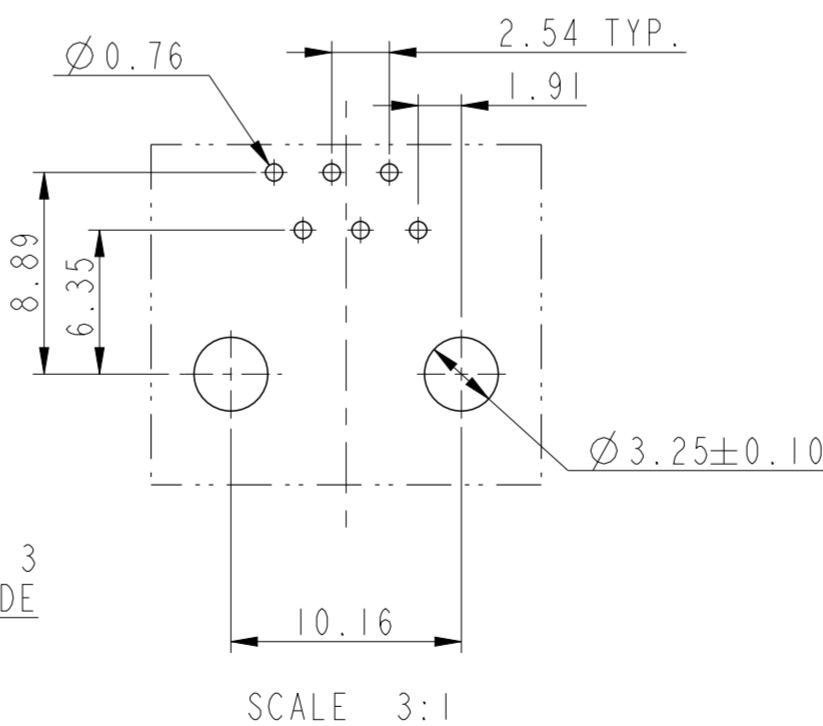
Plating:

Active zone: Gold over nickel on contact area
 Termination zone : SnPb over Nickel (Leaded version)
 : Matte Tin over nickel (Lead Free version)

WIRE POSITION NO.

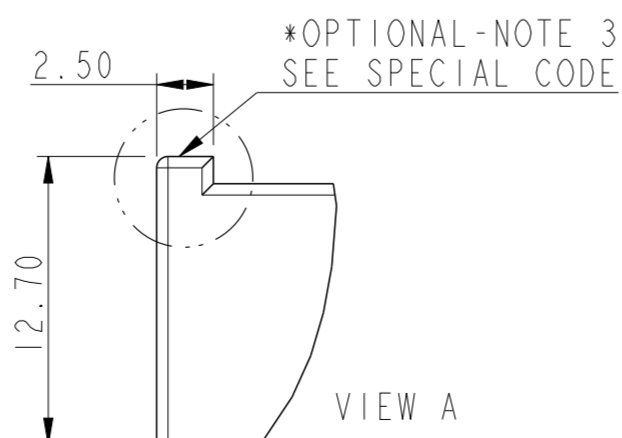


P.C.B. HOLE PATTERN VIEWED FROM TOP



NOTES:

- CONTACT WIRE SHOULD NOT TO BE EXPOSED IN THE WELD AREA. AND WELD FLASH NOT TO EXCEED 0.30 ABOVE [A]
- ALL WIRES MUST BE CONTAINED IN THE SHELF.
- OPTIONAL PROJECTION ADDED TO INCREASE OVERALL HEIGHT OF CONNECTOR. SEE ORDERING INFORMATION.



- LF Products meet European Union Directives and other country Regulations as described in GS-22-008.
- The Housing will withstand exposure to 260° peak temperature for 5 sec in a wave solder application with a 1.6mm Min thick circuit board. Slight deformation of snap pegs may occur at 260-265°C which will not affect the function of the product.
- Lead Free or ROHS Directive labelling to be provided as per GS-14-920 for Lead Free version.

rev	ecn no	dr	date
E	108-0023	HVN	2008-05-19
F	108-0081	NG	2008-07-02
G	109-0169	NPM	2009-08-19

www.fciconnect.com		surface	tolerance std	projection	mm
		ISO 1302	ISO 406 ISO 1101	⊕	
TOLERANCES UNLESS OTHERWISE SPECIFIED					
Dr	NEBU P.M	2008-05-19	ANGULAR	0.X	±0.3
Eng	NEBU P.M	2008-05-19	LINEAR	0.XX	±0.15
Chr	NEBU PM	2009-08-19	0° ±2°	0.XXX	±0.05
Appr	SUDHIR V	2009-08-19	Product family		MODJACK
				Spec ref	
6 POL HOUSING			C-BMJ-0082		
TELEJACK			CUSTOMER COPY		
catalog no			sheet 1 of 1		



Copyright FCI.

F