

MATERIALS:

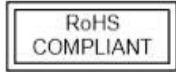
Housing: Nylon 66, UL-94V-0 rated
 Insert: PPS, UL-94V-0 rated
 Contacts: Brass, Gold plated

MECHANICAL SPECIFICATIONS:

Coupling type: Screw type
 Contact termination: Solder
 Cable O.D. range: 1 = 4.5 ~ 7mm
 2 = 7 ~ 12mm
 Mating cycles: >500

ENVIRONMENTAL SPECIFICATIONS:

IP rating: IP68
 Temperature range: -25°C ~ +85°C



ORDERING CODE:
 PD-SP2110-SXX1X

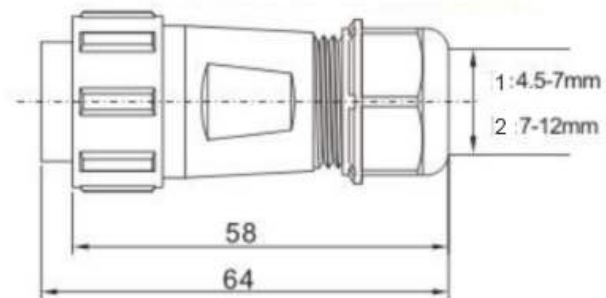
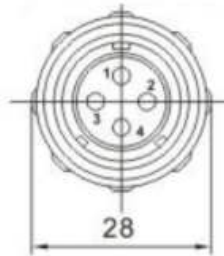
Cap
 C = with cap
 N = without cap

Cable O.D.
 1 = 4.5mm ~ 7mm
 2 = 7mm ~ 12mm

Number of contacts (from chart)



Number of contact	2	3	4	5	5B	5C	7	9	12
Male contact face view									
Rated current (A)	30A	30A	30A	30A	5A, 30A	15A	15A	5A	5A
Contact diameter	∅ 3×2	∅ 3×3	∅ 3×4	∅ 3×5	∅ 1×3 ∅ 3×2	∅ 2×5	∅ 2×7	∅ 1×9	∅ 1×12
Termination	solder	solder	solder	solder	solder	solder	solder	solder	solder
Rated voltage(AC.V)	500V	500V	500V	500V	500V	500V	500V	500V	400V
Test voltage(AC.V) 1 min	1500V	1500V	1500V	1500V	1500V	1500V	1500V	1500V	1200V
Contact resistance mΩ	1	1	1	1	5, 1	2.5	2.5	5	5
Wire size mm² /AWG	≤4.17/11	≤4.17/11	≤4.17/11	≤4.17/11	≤0.785/18 ≤4.17/11	≤2/14	≤2/14	≤0.785/18	≤0.785/18



TOLERANCE
 UNLESS OTHERWISE SPECIFIED

X	± 1
X.X	± 0.4
X.XX	± 0.13

Power Dynamics, Inc.
 Phone: 973 560-0019 Whippany, New Jersey Fax: 973 560-0076
 PART: WATERPROOF FEMALE CABLE CONNECTOR
 IP68 RATED; SIZE 21; SOLDER CONTACTS; SCREW TYPE

DRAWN BY: PB	DATE: 3/21/16
CHECK BY:	DATE:
APPR BY:	DATE:

PART #: **PD-SP2110-SXX1X** SHEET 1 of 1
 SIZE: A ALL DIMENSIONS FOR REFERENCE ONLY
 SCALE: NTS DIMENSIONS ARE IN MILLIMETERS REV:

REV	DATE	CHANGE	CHK	CHK	APPR