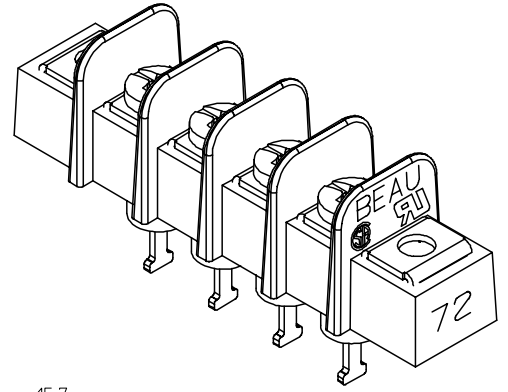
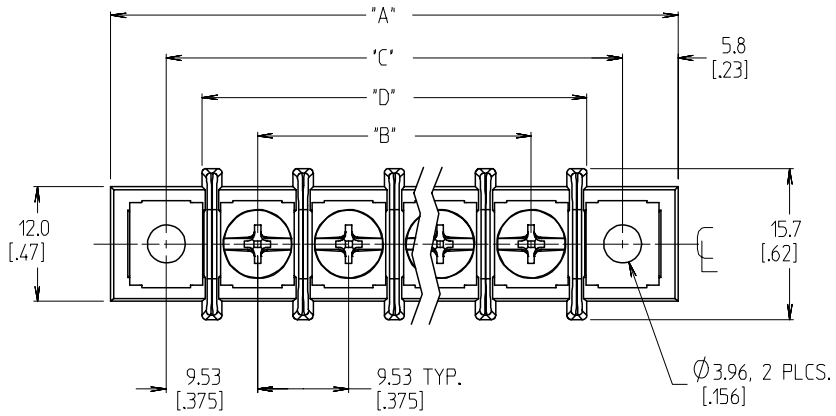
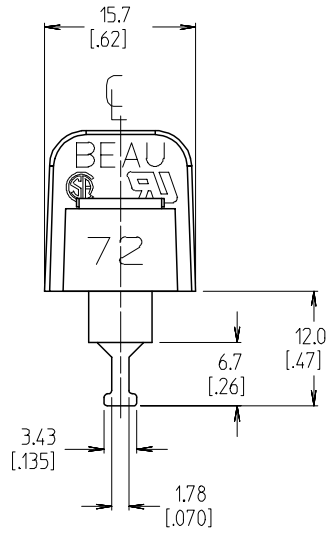
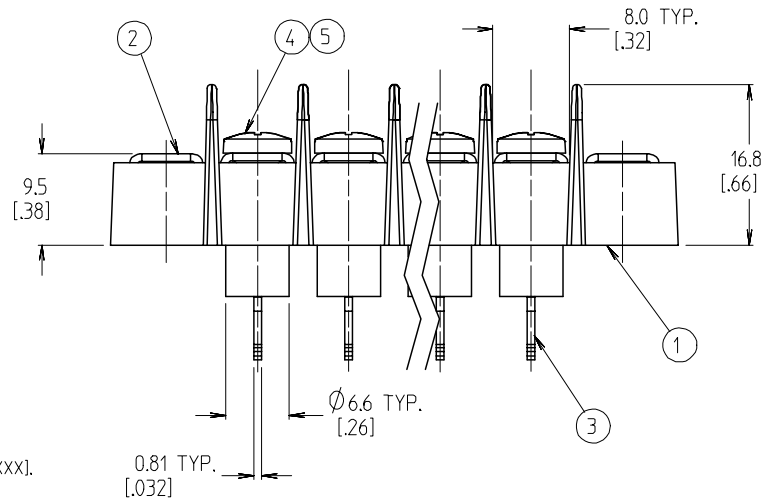


REF -50 OPTION SCREW
(WHERE APPLICABLE)



4 CIRCUIT SHOWN



- NOTES:
1. MATERIAL: SEE TABLE
 2. INCH DIMENSIONS ARE SHOWN IN BRACKETS [XXX].
 3. "XX" REFERS TO THE QUANTITY OF CIRCUITS.
 4. ALL COMPONENTS ARE ROHS COMPLIANT.

| | | | | |
|------|-----|--|---------------|--------------------|
| 6 | XX | SCREW&WASHER, 6-32X.250, PAN, PH/SL (-50 OPTION) | STEEL | ZN, CLEAR CHROMATE |
| 5 | XX | SCREW, 6-32X.250, BHD, PHIL-SLOT (-49 OPTION) | BRASS | NICKEL |
| 4 | XX | SCREW, 6-32X.250, BHD, PHIL-SLOT (STANDARD) | STEEL | ZN, CLEAR CHROMATE |
| 3 | XX | TERMINAL, SOLDER TURRET | BRASS | TIN |
| 2 | XX | MOUNTING PLATE | BRASS | NICKEL |
| 1 | 1 | INSULATOR, SR, W/MTG | THERMOPLASTIC | BLACK |
| ITEM | QTY | DESCRIPTION | MATERIAL | FINISH |

| | |
|---------------------------|-----------------|
| INITIAL RELEASE | QUALITY SYMBOLS |
| EC NO: ETC2007-0073 | ▽=0 |
| DRW: DRWNEHLE 2006/09/28 | ▽=0 |
| CHKD: JMACNEIL 2006/09/28 | |
| APPR: JMACNEIL 2006/09/28 | |
| REV | DESCRIPTION |
| A | |

| | |
|--|--------|
| GENERAL TOLERANCES (UNLESS SPECIFIED) | |
| mm | INCH |
| 4 PLACES ± --- | ± --- |
| 3 PLACES ± --- | ± .005 |
| 2 PLACES ± 0.13 | ± .01 |
| 1 PLACE ± 0.25 | ± --- |
| ANGULAR ± 2 ° | |
| DRAFT WHERE APPLICABLE MUST REMAIN WITHIN DIMENSIONS | |

| | |
|-----------------|--------------|
| DIMENSION STYLE | |
| MM/IN | |
| DRAWN BY | DATE |
| EHILE | 2006/09/13 |
| CHECKED BY | DATE |
| JMACNEIL | 2006/09/13 |
| APPROVED BY | DATE |
| JMACNEIL | 2006/09/13 |
| MATERIAL NO. | DOCUMENT NO. |
| SEE CHART | SD-38720-010 |
| SIZE | |
| B | |

| | | |
|--|--------------|------------------------|
| SCALE | DESIGN UNITS | THIRD ANGLE PROJECTION |
| 2:1 | INCH | |
| TITLE | | |
| 9.53MM [.375] SR BTS ASSY, INSULATED TURRET TERMINAL W/MTG | | |
| MOLEX INCORPORATED | | |
| MATERIAL NO. | DOCUMENT NO. | SHEET NO. |
| SEE CHART | SD-38720-010 | 1 OF 2 |

| NO. OF CIRCUITS | DIM. "A" | | DIM. "B" | | DIM. "C" | | DIM. "D" | | ASSEMBLY MATERIAL NO. (STANDARD) | ASSEMBLY MATERIAL NO. (-49 OPT) | ASSEMBLY MATERIAL NO. (-50 OPT) |
|-----------------|----------|-------|----------|-------|----------|--------|----------|------|----------------------------------|---------------------------------|---------------------------------|
| | mm | in | mm | in | mm | in | mm | in | | | |
| 02 | 40.1 | 1.58 | 9.53 | 0.375 | 28.58 | 1.125 | 21.1 | 0.83 | 387203202 | 387203502 | 387203802 |
| 03 | 49.7 | 1.96 | 19.05 | 0.750 | 38.10 | 1.500 | 30.7 | 1.21 | 387203203 | 387203503 | 387203803 |
| 04 | 59.2 | 2.33 | 28.58 | 1.125 | 47.63 | 1.875 | 40.2 | 1.58 | 387203204 | 387203504 | 387203804 |
| 05 | 68.7 | 2.71 | 38.10 | 1.500 | 57.15 | 2.250 | 49.7 | 1.96 | 387203205 | 387203505 | 387203805 |
| 06 | 78.2 | 3.08 | 47.63 | 1.875 | 66.68 | 2.625 | 59.2 | 2.33 | 387203206 | 387203506 | 387203806 |
| 07 | 87.8 | 3.46 | 57.15 | 2.250 | 76.20 | 3.000 | 68.8 | 2.71 | 387203207 | 387203507 | 387203807 |
| 08 | 97.3 | 3.83 | 66.68 | 2.625 | 85.73 | 3.375 | 78.3 | 3.08 | 387203208 | 387203508 | 387203808 |
| 09 | 106.8 | 4.21 | 76.20 | 3.000 | 95.25 | 3.750 | 87.8 | 3.46 | 387203209 | 387203509 | 387203809 |
| 10 | 116.3 | 4.58 | 85.73 | 3.375 | 104.78 | 4.125 | 97.3 | 3.83 | 387203210 | 387203510 | 387203810 |
| 11 | 125.9 | 4.96 | 95.25 | 3.750 | 114.30 | 4.500 | 106.9 | 4.21 | 387203211 | 387203511 | 387203811 |
| 12 | 135.4 | 5.33 | 104.78 | 4.125 | 123.83 | 4.875 | 116.4 | 4.58 | 387203212 | 387203512 | 387203812 |
| 13 | 144.9 | 5.71 | 114.30 | 4.500 | 133.35 | 5.250 | 125.9 | 4.96 | 387203213 | 387203513 | 387203813 |
| 14 | 154.4 | 6.08 | 123.83 | 4.875 | 142.88 | 5.625 | 135.4 | 5.33 | 387203214 | 387203514 | 387203814 |
| 15 | 164.0 | 6.46 | 133.35 | 5.250 | 152.40 | 6.000 | 145.0 | 5.71 | 387203215 | 387203515 | 387203815 |
| 16 | 173.5 | 6.83 | 142.88 | 5.625 | 161.93 | 6.375 | 154.5 | 6.08 | 387203216 | 387203516 | 387203816 |
| 17 | 183.0 | 7.21 | 152.40 | 6.000 | 171.45 | 6.750 | 164.0 | 6.46 | 387203217 | 387203517 | 387203817 |
| 18 | 192.5 | 7.58 | 161.93 | 6.375 | 180.98 | 7.125 | 173.5 | 6.83 | 387203218 | 387203518 | 387203818 |
| 19 | 202.1 | 7.96 | 171.45 | 6.750 | 190.50 | 7.500 | 183.1 | 7.21 | 387203219 | 387203519 | 387203819 |
| 20 | 211.6 | 8.33 | 180.98 | 7.125 | 200.03 | 7.875 | 192.6 | 7.58 | 387203220 | 387203520 | 387203820 |
| 21 | 221.1 | 8.71 | 190.50 | 7.500 | 209.55 | 8.250 | 202.1 | 7.96 | 387203221 | 387203521 | 387203821 |
| 22 | 230.6 | 9.08 | 200.03 | 7.875 | 219.08 | 8.625 | 211.6 | 8.33 | 387203222 | 387203522 | 387203822 |
| 23 | 240.2 | 9.46 | 209.55 | 8.250 | 228.60 | 9.000 | 221.2 | 8.71 | 387203223 | 387203523 | 387203823 |
| 24 | 249.7 | 9.83 | 219.08 | 8.625 | 238.13 | 9.375 | 230.7 | 9.08 | 387203224 | 387203524 | 387203824 |
| 25 | 259.2 | 10.21 | 228.60 | 9.000 | 247.65 | 9.750 | 240.2 | 9.46 | 387203225 | 387203525 | 387203825 |
| 26 | 268.7 | 10.58 | 238.13 | 9.375 | 257.18 | 10.125 | 249.7 | 9.83 | 387203226 | 387203526 | 387203826 |

| | | | | | | |
|---|------------------|---|---|--|--|---|
| INITIAL RELEASE EC NO: ETC2007-0073 DRW: EHILE 2006/09/28 CHKD: JMACNEIL 2006/09/28 APPR: JMACNEIL 2006/09/29 | DESCRIPTION A | QUALITY SYMBOLS ▽=0 ▽=0 | GENERAL TOLERANCES (UNLESS SPECIFIED) mm INCH 4 PLACES ± --- ± --- 3 PLACES ± --- ± .005 2 PLACES ± 0.13 ± .01 1 PLACE ± 0.25 ± --- ANGULAR ± 2 ° | DIMENSION STYLE MM/IN DRAWN BY DATE EHILE 2006/09/13 CHECKED BY DATE JMACNEIL 2006/09/13 APPROVED BY DATE JMACNEIL 2006/09/13 | SCALE 2:1 DESIGN UNITS INCH THIRD ANGLE PROJECTION | TITLE 9.53MM [.375] SR BTS ASSY, INSULATED TURRET TERMINAL W/MTG |
| | | DRAFT WHERE APPLICABLE MUST REMAIN WITHIN DIMENSIONS | MATERIAL NO. SEE CHART | DOCUMENT NO. SD-38720-010 | SHEET NO. 2 OF 2 | |
| | | THIS DRAWING CONTAINS INFORMATION THAT IS PROPRIETARY TO MOLEX INCORPORATED AND SHOULD NOT BE USED WITHOUT WRITTEN PERMISSION | | | | |
| | | MOLEX INCORPORATED | | | | |