

6565204-1 ✓ ACTIVE

AMP | AMP TC-ZIF

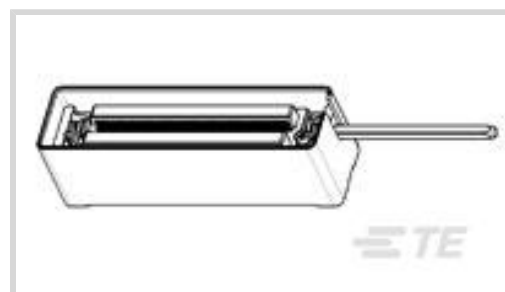
TE Internal #: 6565204-1

Vertical, Wire-to-Board, 260 Position, .79 mm [.031 in] Centerline, Gold, Through Hole - Solder, Signal, Natural / Black, AMP TC-ZIF

[View on TE.com >](#)



Connectors > PCB Connectors > PCB Headers & Receptacles



Connector System: **Wire-to-Board**

Number of Positions: **260**

Number of Rows: **4**

Centerline (Pitch): **.79 mm [.031 in]**

PCB Mount Orientation: **Vertical**

Features

Product Type Features

Connector Shape	Rectangular
Connector System	Wire-to-Board
Sealable	No
Connector & Contact Terminates To	Printed Circuit Board

Configuration Features

Number of Power Positions	0
Number of Signal Positions	260
Number of Positions	260
Number of Rows	4
PCB Mount Orientation	Vertical

Electrical Characteristics

Operating Voltage	100 VAC
-------------------	---------

Body Features

Connector & Keying Code	Y
Primary Product Color	Black, Natural

Contact Features

Contact Layout	Inline
Contact Underplating Material	Nickel



PCB Contact Termination Area Plating Material	Gold
Contact Mating Area Plating Material	Gold
Contact Type	Tab
Contact Current Rating (Max)	.5 A

Termination Features

Termination Method to Printed Circuit Board	Through Hole - Solder
---	-----------------------

Mechanical Attachment

PCB Mount Alignment Type	Standard Polarized Tail
Mating Alignment Type	Keyed
Mating Retention	With
Panel Mount Feature Type	Mounting Hole
PCB Mount Retention Type	Mounting Hole
Mating Retention Type	Locking Latch
Mating Alignment	With
PCB Mount Alignment	Without
PCB Mount Retention	With

Housing Features

Housing Material	Die Cast Zinc
Centerline (Pitch)	.79 mm [.031 in]

Dimensions

PCB Thickness (Recommended)	1.6 – 2. mm [.063 – .079 in]
-----------------------------	------------------------------

Usage Conditions

Operating Temperature Range	-55 – 85 °C [-67 – 185 °F]
-----------------------------	----------------------------

Operation/Application

Shielded	Yes
Circuit Application	Signal

Industry Standards

Glow Wire Rating	Standard Part - Not Glow Wire
UL Flammability Rating	UL 94V-0

Packaging Features

Packaging Quantity	30
Packaging Type	Tray



Product Compliance



[For compliance documentation, visit the product page on TE.com>](#)

EU RoHS Directive 2011/65/EU	Compliant
EU ELV Directive 2000/53/EC	Compliant
China RoHS 2 Directive MIIT Order No 32, 2016	No Restricted Materials Above Threshold
EU REACH Regulation (EC) No. 1907/2006	Current ECHA Candidate List: JUNE 2023 (235) Candidate List Declared Against: JUNE 2023 (235) Does not contain REACH SVHC
Halogen Content	Low Halogen - Br, Cl, F, I < 900 ppm per homogenous material. Also BFR/CFR/PVC Free
Solder Process Capability	Wave solder capable to 260°C

Product Compliance Disclaimer

This information is provided based on reasonable inquiry of our suppliers and represents our current actual knowledge based on the information they provided. This information is subject to change. The part numbers that TE has identified as EU RoHS compliant have a maximum concentration of 0.1% by weight in homogenous materials for lead, hexavalent chromium, mercury, PBB, PBDE, DBP, BBP, DEHP, DIBP, and 0.01% for cadmium, or qualify for an exemption to these limits as defined in the Annexes of Directive 2011/65/EU (RoHS2). Finished electrical and electronic equipment products will be CE marked as required by Directive 2011/65/EU. Components may not be CE marked. Additionally, the part numbers that TE has identified as EU ELV compliant have a maximum concentration of 0.1% by weight in homogenous materials for lead, hexavalent chromium, and mercury, and 0.01% for cadmium, or qualify for an exemption to these limits as defined in the Annexes of Directive 2000/53/EC (ELV). Regarding the REACH Regulation, the information TE provides on SVHC in articles for this part number is based on the latest European Chemicals Agency (ECHA) 'Guidance on requirements for substances in articles' posted at this URL: <https://echa.europa.eu/guidance-documents/guidance-on-reach>

Compatible Parts

 <p>TE Part # 6565199-2 TC-ZIF HDR ASSY 260P SHIELD FINGER</p>	 <p>TE Part # 6565199-1 TC-ZIF HDR ASSY 260P</p>
---	---

Also in the Series | **AMP TC-ZIF**

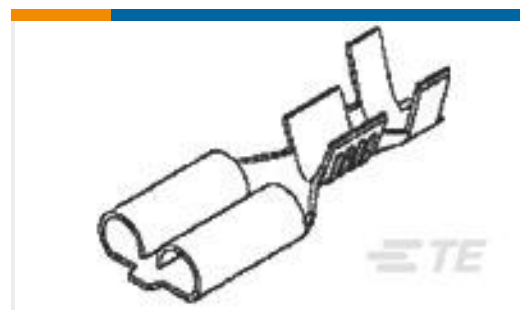


PCB Headers & Receptacles(3)



Standard Rectangular Connectors(1)

Customers Also Bought

TE Part #747840-4
09 MSFL PLUG RA 318 (IN,FM,BL)TE Part #5749181-1
Mini DIN, 4 pos, R/A, ShieldTE Part #2-406549-1
IMJ,1X1,PNL GRD,LED(G/Y), SNTE Part #350211-1
04P CMNL HDR ASSY PCTE Part #42827-2
PIN .093 RECEPTACLE 24-18 AWG
TPBRTE Part #170384-1
250 FASTON,REC.,22-20 AWG,BRTE Part #1879213-1
CPF 0402 26R1 0.1% 25PPM 1K RLTE Part #53422-1
TERMINAL,PIDG PVF2 R 16-14 1/2TE Part #1337771-4
50 OHM COAX BNC STR PLUG STR PTE Part #CM9833-000
MT-LWA-.063-X-SP

Documents

Product Drawings

[TC-ZIF REC ASSY 260P](#)

Japanese

CAD Files

[3D PDF](#)

3D

[Customer View Model](#)

[ENG_CVM_CVM_6565204-1_L.2d_dxf.zip](#)



English

Customer View Model

[ENG_CVM_CVM_6565204-1_L.3d_igs.zip](#)

English

Customer View Model

[ENG_CVM_CVM_6565204-1_L.3d_stp.zip](#)

English

By downloading the CAD file I accept and agree to the [Terms and Conditions](#) of use.

Product Specifications

[Application Specification](#)

Japanese

Product Environmental Compliance

[TE Material Declaration](#)

English