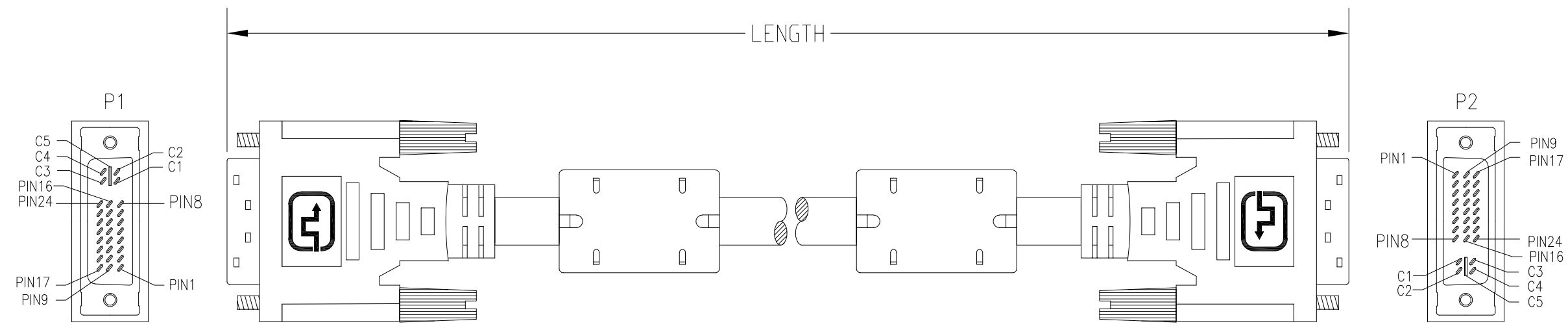
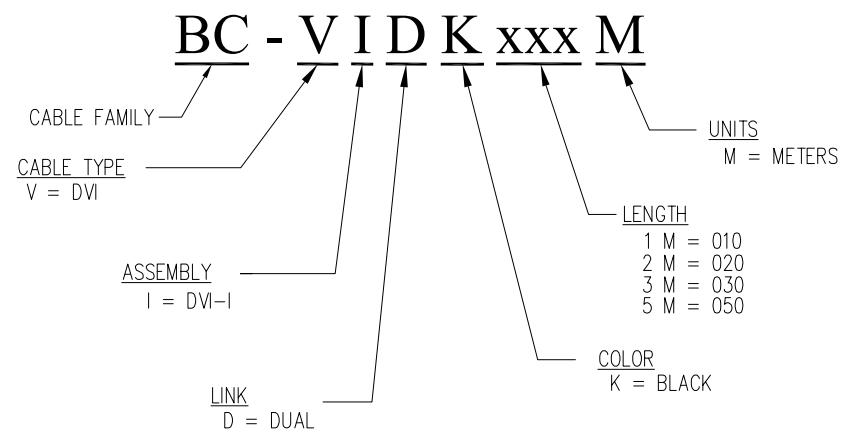


DATE	REV	ECN	APP'D. BY
11/06/19	A0	-	JME
12/04/19	A1	11483	ADB



**PART NUMBER KEY**



**O/A Length Tolerance:**

Metric	
0 ~ 200mm	±10mm
201 ~ 1000mm	±20mm
1001 ~ 1500mm	±25mm
1501 ~ 2100mm	±30mm
>2100mm	±40mm

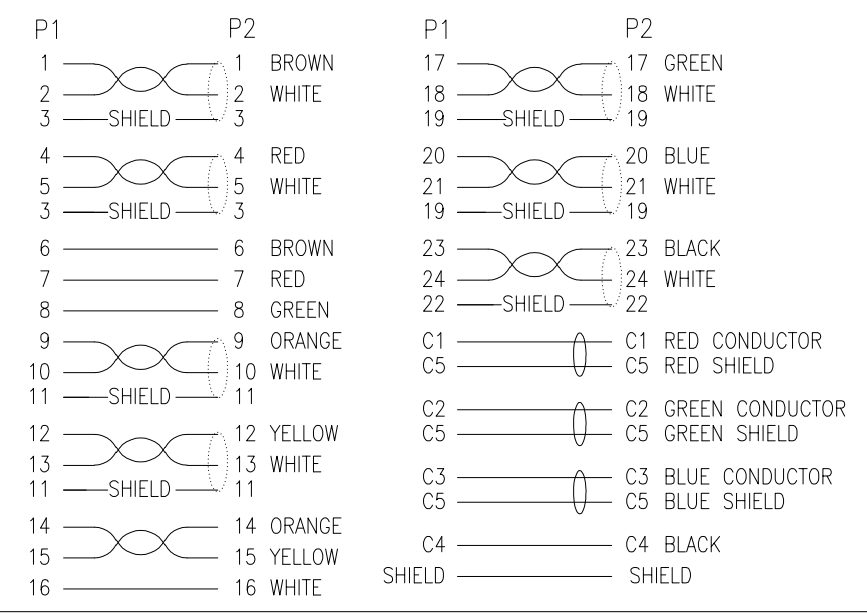
  

Imperial	
0 ~ 1ft	±0.5in
2ft ~ 3ft	±0.75in
4ft ~ 7ft	±1.0in
> 7ft	±1.5in

**NOTES:**

- EACH CABLE ASSEMBLY INDIVIDUALLY BAGGED
- CONNECTOR (P1): DVI 29 MALE, GOLD PLATING ON CONTACTS, GOLD CONNECTOR, BLACK INSULATOR
- CONNECTOR (P2): DVI 29 MALE, GOLD PLATING ON CONTACTS, GOLD CONNECTOR, BLACK INSULATOR
- WIRE CONSTRUCTION: UL20276; BLACK JACKET, OD 0.375 [9.5mm]"
- FERRITE CORE: 0.7 x 1.12 x 0.41", MOLDED BLACK PVC

**WIRING MAP**



TYPICAL PART NUMBERS	
PART NUMBER	LENGTH METERS [FEET]
BC-VIDK010M	1 [3.28]
BC-VIDK020M	2 [6.56]
BC-VIDK030M	3 [9.84]
BC-VIDK050M	5 [16.4]

FOR PART NUMBERS NOT SHOWN FOLLOW PART NUMBER KEY FORMAT



		206 Van Vorst Street Jersey City, NJ 07302 +1 201 432 0463 <a href="http://www.belfuse.com">http://www.belfuse.com</a>	
		TITLE: DVI-I DUAL LINK TO DVI-I DUAL LINK (24+5 TYP.) CABLE WITH FERRITE CORE	
DO NOT SCALE DRAWING DRAWING IS SUBJECT TO CHANGE WITHOUT NOTICE DIMENSIONS: INCHES [METRIC] UNLESS OTHERWISE SPECIFIED TOLERANCES ARE ±.005 [0.13] ANGLES ARE ± 1°	THIS DRAWING AND THE SUBJECT MATTER SHOWN THEREON ARE CONFIDENTIAL AND THE PROPRIETARY PROPERTY OF BEL FUSE, INC. AND SHALL NOT BE REPRODUCED, COPIED, OR USED IN ANY MANNER WITHOUT PRIOR WRITTEN CONSENT OF BEL FUSE, INC.	DRN BY: BTS APPD BY: JME DWG NO: CT999212	DATE: 11/06/19 DATE: 11/06/19 REV: A1
SHEET NO. 1 OF 1		AutoCAD	