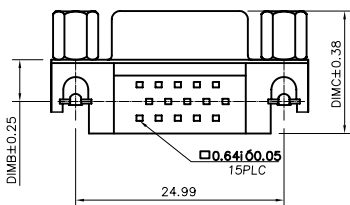
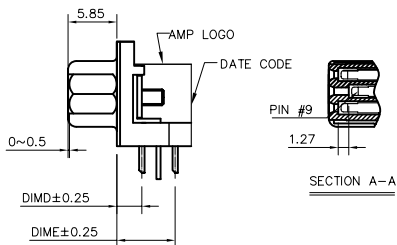
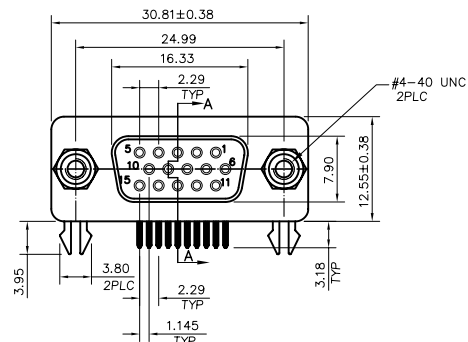
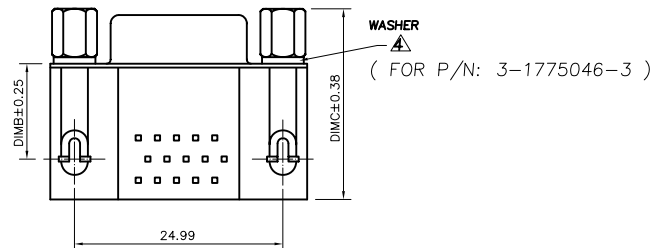


THIS DRAWING IS UNPUBLISHED. RELEASED FOR PUBLICATION
 © COPYRIGHT BY TYCO ELECTRONICS CORPORATION. ALL RIGHTS RESERVED.

LOC	DIST	REVISIONS			
P	LTR	DESCRIPTION	DATE	DWN	APVD
DW	-	B2	REVISED (ECR-11-008824), OBSOLETE -5, 1-3, 3-3	27JUL2011	SC WK



FOR P/N: X-1775046-4



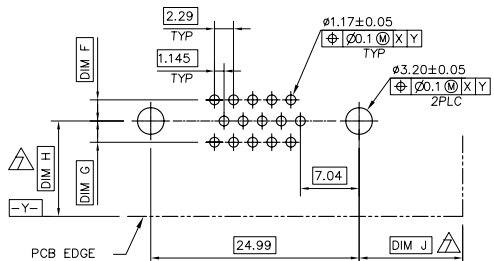
FOR P/N: X-1775046-3
X-1775046-5

NOTES:

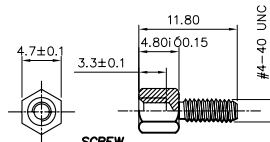
- MATERIAL:
 - 1.1 HOUSING/COVER: THERMOPLASTIC(PBT), UL94V-0; COLOR: SEE TABLE
 - 1.2 CONTACTS AND BOARDLOCK: BRASS
 - 1.3 SHELL/WASHER: SPCC-SD, JIS G3141
 - 1.4 RIVET/SCREW: BRASS C3604

- FINISH:
 - 2.1 CONTACT:
 - GOLD PLATING (SEE TABLE) ON CONTACT AREA
 - 2.54um[100u"] MIN. MATTE TIN PLATING ON SOLDER TAIL
 - 1.27um[50u"] MIN. NICKEL UNDERPLATED OVERALL
 - 2.2 BOARDLOCK:
 - 2.54um[100u"] MIN. BRIGHT TIN PLATING
 - 2.032um[80u"] MIN. NICKEL UNDERPLATED OVERALL
 - 2.3 SHIELD, RIVET/SCREW AND WASHER:
 - 2.032um[80u"] MIN. NICKEL PLATED

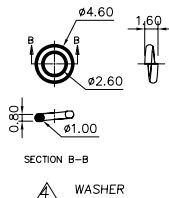
- ⚠ P/N: 2-3 ~ 2-5 WITH 2PCS SCREWS PACKAGED SEPARATELY FROM CONNECTOR
- ⚠ P/N: 3-3 ASSEMBLED WITH 2PCS WASHER&SCREW
- 5. WAVE SOLDER CAPABLE TO 265°C, PER TE SPEC. 109-202, CONDITION B.
- 6. RECOMMENDED PCB THICKNESS: 1.0~1.8mm
- ⚠ DIM H AND J ARE ESTABLISHED BY CUSTOMER



RECOMMENDED P.C.B. LAYOUT
RECOMMENDED P.C.B. THK=1.0~1.8mm



FOR P/N: 2-1775046-X



DIM G	DIM F	DIM E	DIM D	DIM C	DIM B	PART NUMBER	
2.54	2.54	13.97	8.89	22.70	11.43	3-1775046-3	⚠
2.54	2.54	13.97	8.89	21.90	11.43	X-1775046-5	
2.00	2.00	7.08	3.08	14.88	5.08	X-1775046-3	
						X-1775046-1	NO PRODUCTION
						X-1775046-4	
						X-1775046-2	NO PRODUCTION

THIS DRAWING IS A CONTROLLED DOCUMENT.

DWN	S. CHIEN	18MAY2009				
CHK	S. CHIEN	18MAY2009				
APVD	W. KODAMA	18MAY2009				
NAME						
PRODUCT SPEC			D-SUB, 15P RECEPTACLE, RIGHT ANGLE			
APPLICATION SPEC						
WEIGHT			SIZE	CAGE CODE	DRAWING NO	RESTRICTED TO
CUSTOMER DRAWING			A3	00779	C=1775046	-
SCALE			SHEET		REV	
-			1 of 2		B2	

4

3

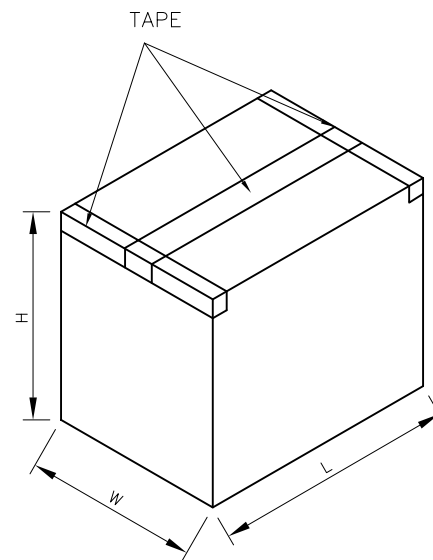
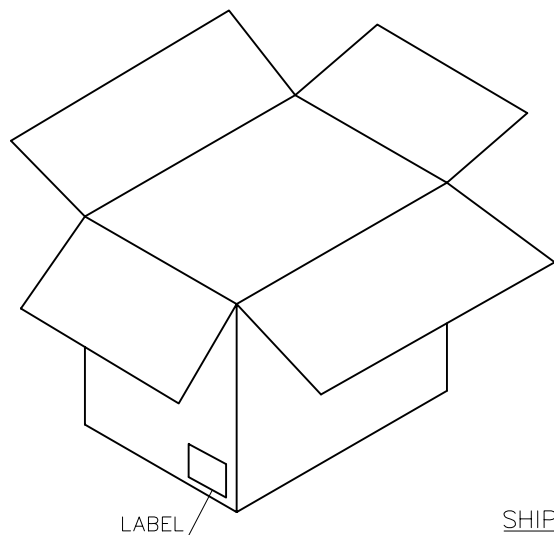

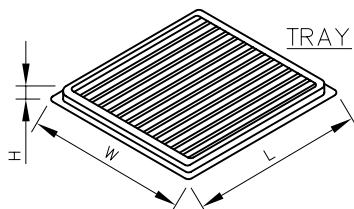
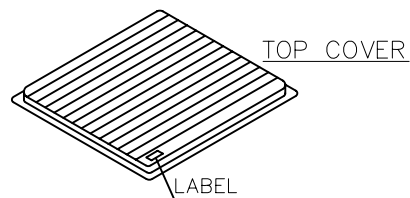
2

1

THIS DRAWING IS UNPUBLISHED. RELEASED FOR PUBLICATION
 © COPYRIGHT BY TYCO ELECTRONICS CORPORATION. ALL RIGHTS RESERVED.

LOC	DIST	REVISIONS			
P	LTR	DESCRIPTION	DATE	DWN	APVD
DW	-	SEE SHEET 1.			

- NOTES:
- MATERIAL:
 TRAY: PVC
 SHIPPING BOX: CORRUGATED FIBERBOARD
 - DIMENSION:
 FOR P/N: X-3, -5
 TRAY: 356mm(L) x 241mm(W) x 26.8mm(H)
 SHIPPING BOX: 363mm(L) x 248mm(W) x 275mm(H)
 FOR P/N: X-4
 TRAY: 356mm(L) x 241mm(W) x 19.0mm(H)
 SHIPPING BOX: 363mm(L) x 248mm(W) x 195mm(H)
 - PRODUCT QUANTITY:
 100 PCS/TRAY
 10 TRAYS/SHIPPING BOX (=1,000 PCS)
 SCREW QTY: FOR P/N: 2-3 ~ 2-5
 2,000PCS/SHIPPING BOX



THIS DRAWING IS A CONTROLLED DOCUMENT.		DWN		TE TE Connectivity	
DIMENSIONS: MM		CHK			
TOLERANCES UNLESS OTHERWISE SPECIFIED:		APVD		NAME	
0 PLC ± -		PRODUCT SPEC		D-SUB, 15P RECEPTACLE, RIGHT ANGLE	
1 PLC ± -		APPLICATION SPEC		SIZE CAGE CODE DRAWING NO RESTRICTED TO	
2 PLC ± -		WEIGHT		A3 00779 C=1775046 -	
3 PLC ± -		CUSTOMER DRAWING		SCALE SHEET 2 of 2 REV B2	
4 PLC ± -					
ANGLES ± -					
MATERIAL FINISH					