

**NOTES:**

1. COMPATIBLE WITH MOLEX PT 90325, 90814, 90816.
2. USE WITH CABLES 28AWG STD. 26AWG STD. AND 26AWG (69 STRANDS) SUPERFLEX.
3. TERMINATION SPECIFICATION: ES-99033-0001.
4. PRODUCT SPECIFICATION: PS-99020-0011
5. PACKAGING SPEC: PK-90327-001

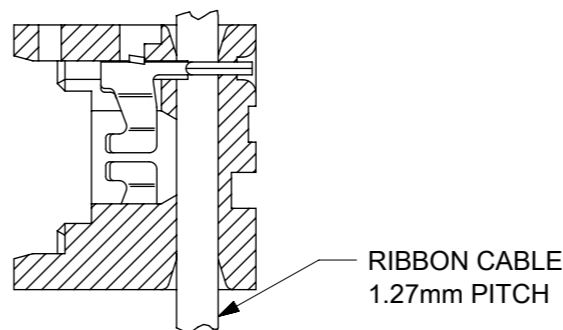
**HOUSING:**

MATL: POLYESTER RATED AT UL 94 V-0,  
COLOUR WHITE.

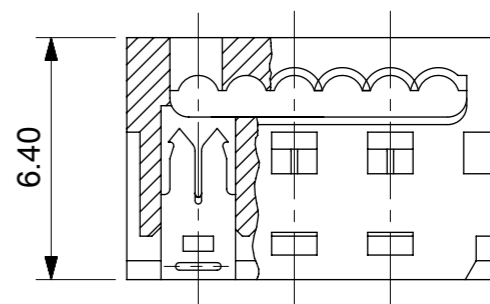
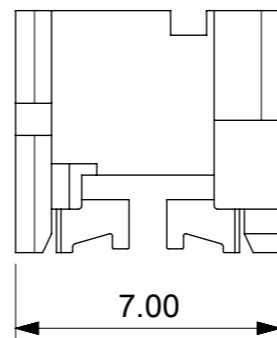
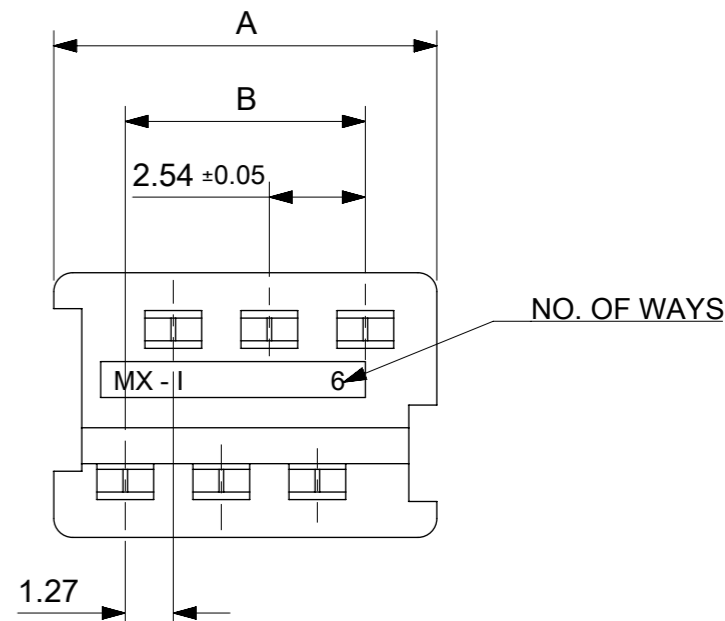
**IDT CONTACT**

MATL. PHOS BRONZE 0.17 THK HV 180-200  
PLATING. TIN: 2-4µm PURE TIN  
PLATING. UNDERPLATED 1.27µm MIN NICKEL  
3-5µm SELECTIVE TIN & 0.76µm MIN. SELECTIVE GOLD

90327 - \* 3 \* \*  
0 = 2µm PRE TIN ASSY  
3 = 0.76µm GOLD ASSY  
SEE CONTACT PLATING NOTE  
04 TO 26 = CCT SIZE, 51 TO 98 = ASSY ON REELS, SEE CHART  
COLOUR WHITE



**SECTION SHOWING  
ASSY AFTER TERMINATION  
SEE NOTE 3**



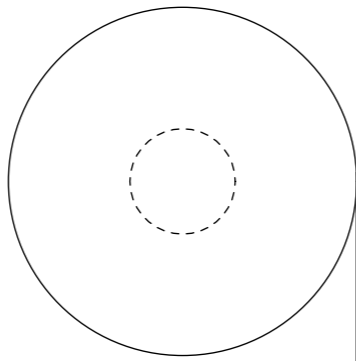
90327-*326	26	35.53	31.75
-*324	24	32.99	29.21
-*322	22	30.45	26.67
-*320	20	27.91	24.13
-*318	18	25.37	21.59
-*316	16	22.83	19.05
-*314	14	20.29	16.51
-*312	12	17.75	13.97
-*310	10	15.21	11.43
-*308	8	12.67	8.89
-*306	6	10.13	6.35
9327-*304	4	7.59	3.81
PART NO.	CCT SIZE	DIMENSION A	DIMENSION B

FUNCTIONAL SYMBOLS	DIMENSION UNITS	SCALE	THIS DRAWING CONTAINS INFORMATION THAT IS PROPRIETARY TO MOLEX ELECTRONIC TECHNOLOGIES, LLC AND SHOULD NOT BE USED WITHOUT WRITTEN PERMISSION			
$\nabla_A = 0$	mm	5:1	CURRENT REV DESC: CAD MIGRATION			
$\nabla_F = 0$	GENERAL TOLERANCES (UNLESS SPECIFIED)					<b>molex</b> IDT ASSEMBLY PICO FLEX PRODUCT CUSTOMER DRAWING
$\nabla_{F'} = 0$	ANGULAR TOL ± 2°					
DIVISIONAL SYMBOLS	4 PLACES ±					
	3 PLACES ±					
	2 PLACES ± 0.10					EC NO: 738955 DRWN: GOWTHP APPR: ISHWARG
	1 PLACE ± 0.2					2023/02/02 2023/02/16 2023/02/20
	0 PLACES ±					INITIAL REVISION: DRWN: NPC APPR: JDENNDHY
DRAFT WHERE APPLICABLE MUST REMAIN WITHIN DIMENSIONS			THIRD ANGLE PROJECTION	DRAWING	SERIES	DOCUMENT NUMBER <b>SDA-90327</b>
				A3-SIZE	90327	DOC TYPE DOC PART REVISION PSD 001 AK1
						MATERIAL NUMBER CUSTOMER SEE CHART GENERAL MARKET
						SHEET NUMBER 1 OF 2

REELING OPTION A

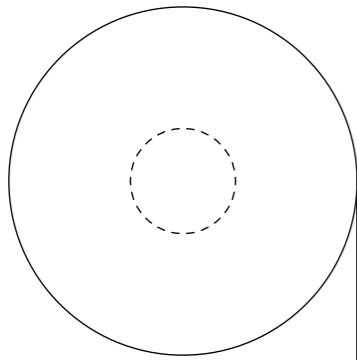


REELING OPTION B

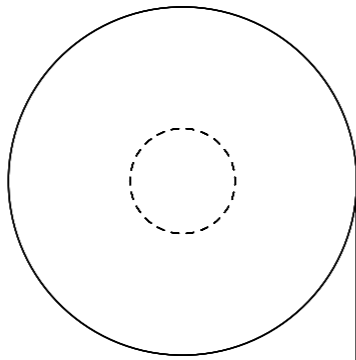


NARROW POLARISING SLOT

REELING OPTION C

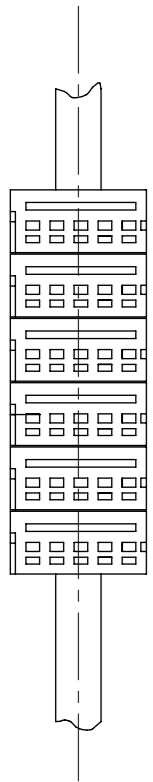


REELING OPTION D



WIDE POLARISING SLOT

REEL ASSY NO.	PART NO.	CCT SIZE	REELING OPTION	REEL ASSY NO.	PART NO.	CCT SIZE	REELING OPTION
90327-*351	90327-*304	4	A	90327-*375	90327-*316	16	A
*352			B	*376			B
*353			C	*377			C
90327-*354			D	90327-*378			D
90327-*355	90327-*306	6	A	90327-*379	90327-*318	18	A
*356			B	*380			B
*357			C	*381			C
90327-*358			D	90327-*382			D
90327-*359	90327-*308	8	A	90327-*383	90327-*320	20	A
*360			B	*384			B
*361			C	*385			C
90327-*362			D	90327-*386			D
90327-*363	90327-*310	10	A	90327-*387	90327-*326	26	A
*364			B	*388			B
*365			C	*389			C
90327-*366			D	90327-*390			D
90327-*367	90327-*312	12	A	90327-*391	90327-*322	22	A
*368			B	*392			B
*369			C	*393			C
90327-*370			D	90327-*394			D
90327-*371	90327-*314	14	A	90327-*395	90327-*324	24	A
*372			B	*396			B
*373			C	*397			C
90327-*374			D	90327-*398			D



FUNCTIONAL SYMBOLS	THIS DRAWING CONTAINS INFORMATION THAT IS PROPRIETARY TO MOLEX ELECTRONIC TECHNOLOGIES, LLC AND SHOULD NOT BE USED WITHOUT WRITTEN PERMISSION	CURRENT REV DESC: CAD MIGRATION									
	DIMENSION UNITS: <b>mm</b> SCALE: <b>1:1</b> GENERAL TOLERANCES (UNLESS SPECIFIED) ANGULAR TOL ± 2.0° 4 PLACES ± 3 PLACES ± 2 PLACES ± 0.10 1 PLACE ± 0.2 0 PLACES ±	EC NO: 738955 DRWN: GOWTHP CHK'D: GOWTHP APPR: ISHWARG INITIAL REVISION: DRWN: PAD APPR: JDENNEHY						2023/02/02 2023/02/16 2023/02/20 1991/02/27 2004/09/16		IDT ASSEMBLY PICO FLEX PRODUCT CUSTOMER DRAWING	
DIVISIONAL SYMBOLS	DRAFT WHERE APPLICABLE MUST REMAIN WITHIN DIMENSIONS		THIRD ANGLE PROJECTION	DRAWING	SERIES	MATERIAL NUMBER	CUSTOMER	DOCUMENT NUMBER	DOC TYPE	DOC PART	REVISION
				A3-SIZE	90327	SEE CHART	GENERAL MARKET	SDA-90327	PSD	001	AK1