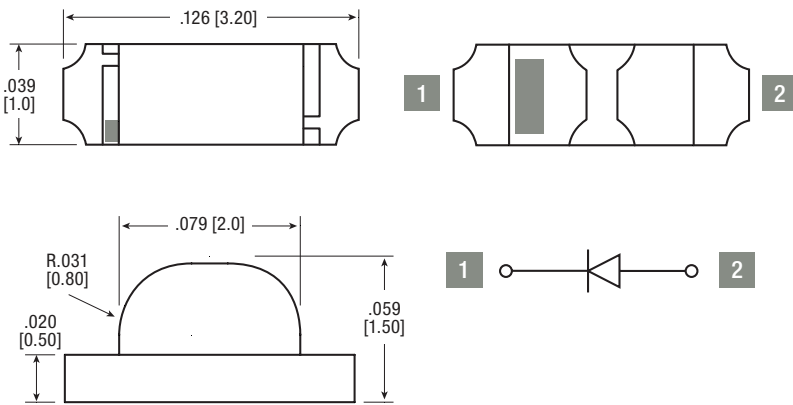


### Dimensions

inches [mm]



### Package

### Certifications & Ratings

- RoHS compliant

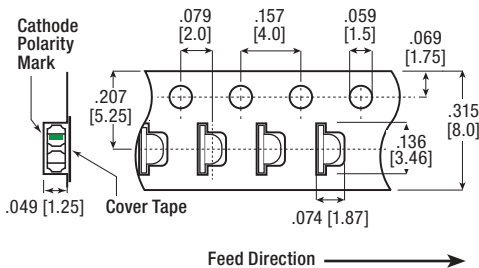
### Features & Benefits

- Compatible with automatic placement equipment
- Packaged in 8 mm tape, 7" reel (3000 pcs/reel) and 20 per strip
- Meets EIA-481-1 pkg. std.
- Moisture Sensitivity Level (MSL): 3

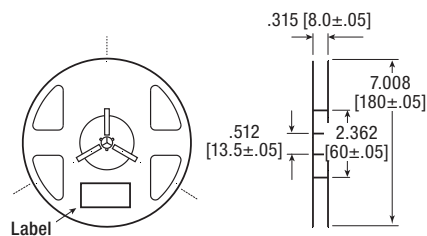
### Part Number Guide

		RoHS Compliant	
		F	
		X	
		1	
		-	
		X X	
		3 8	
		8 9	
		5	
<b>Color</b>			
Red	1	0	
Red-Orange	2	0	
Orange	3	0	
Yellow	4	0	
Yellow	5	0	
Yellow-Green	6	0	
Green	7	0	
Green	8	0	
Blue	9	1	
			<b>Packaging Option</b>
			2 20 pieces on tape
			7 7" reel 3000 pcs/reel

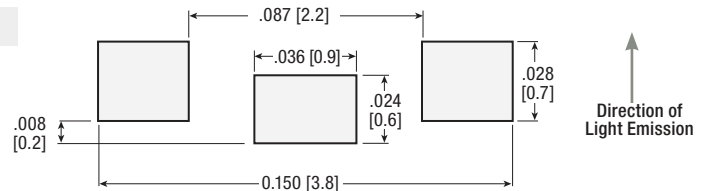
### Tape and Reel



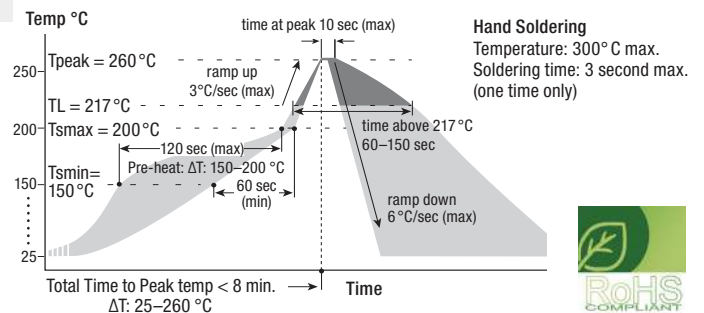
Feed Direction →



### Soldering

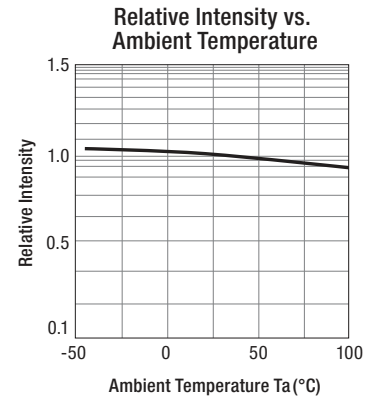
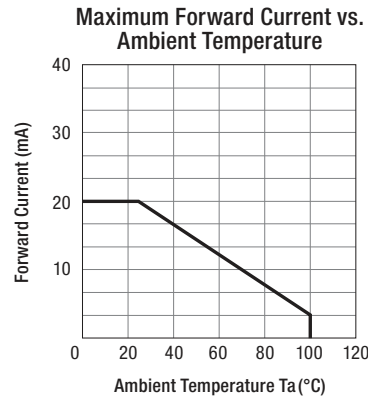
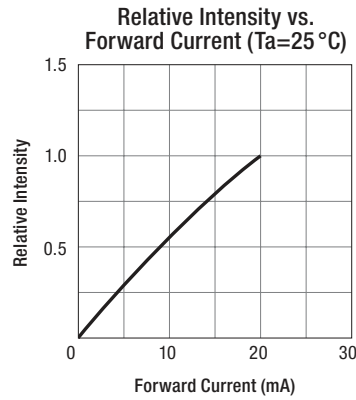
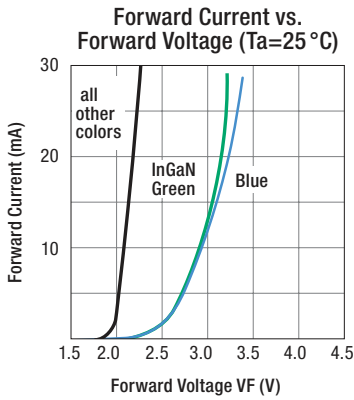


### Reflow

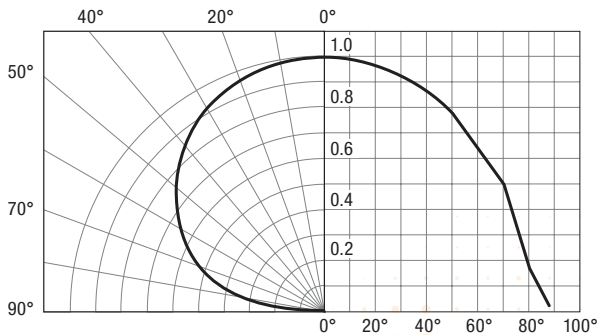


### Electrical/Optical Characteristics

Dialight P/N		Emitted Color	Material	Lens Color	Luminous Intensity			Dominant Wavelength			Forward Voltage			Viewing Angle (°deg.)	Thermal Resistance (°C/W) Rth(j-s) lf=20 ma	Reverse Current Intensity (µA) (Ir) VR=5V
20-Piece Tape	7" Reel, 3000 pcs				If = 20 ma											
					Min	Typ	Max	Min	Typ	Max	Min	Typ	Max			
598-8310-112F	598-8310-117F	● Red	AlInGaP	Non Diffused	40		90	625	635	640	1.8	2.1	2.4	140	450	10
598-8320-112F	598-8320-117F	● Red-Orange			120	150	200	620	625	630	1.8	2.1	2.4			
598-8330-112F	598-8330-117F	● Orange			70	110	150	600	-	610	1.8	2.1	2.4			
598-8340-112F	598-8340-117F	● Yellow			90	140	200	590	-	595	1.8	2.1	2.4			
598-8350-112F	598-8350-117F	● Yellow			90	140	200	585	-	590	1.8	2.1	2.4			
598-8360-112F	598-8360-117F	● Yellow-Green			43	65	80	570	-	575	1.8	2.1	2.4			
598-8370-112F	598-8370-117F	● Green			18	28	43	563	-	570	1.8	2.1	2.4			
598-8380-112F	598-8380-117F	● Green	InGaN		260	480	900	515	520	525	2.8	3.1	3.4			
598-8391-112F	598-8391-117F	● Blue			90	170	260	465	470	475	2.8	3.2	3.5			



### Diagram Characteristics of Radiation



### Absolute Maximum Ratings @ Ts=25°C

Power Dissipation (mW)	48	50	68	70
Forward Current (mA)	20			
Reverse Voltage (V)	5			
Operating Temp (°C)	-40~+100			
Storage Temp (°C)	-40~+100			
Peak Pulse Fw Current (mA)	60 ● B	100 all other colors		
Electrostatic Discharge (HBM) (V)	1000 ● G, ● B	2000 all other colors		
Junction Temp (°C)	105			

Dialight reserves the right to make changes at any time in order to supply the best product possible. The most current version of this document will always be available at: [www.dialightsignalsandcomponents.com](http://www.dialightsignalsandcomponents.com)

Warranty Statement: Except for the warranty expressly provided for [herein/above/below], Dialight disclaims any and all other warranties, express or implied, including, without limitation, any warranties of merchantability, fitness for a particular purpose, title, and noninfringement.