

T4145435041-001 ✓ ACTIVE



M12 Connector

TE Internal #: T4145435041-001

Standard Circular Connectors, Wire-to-Board, 4 Position, Sealable, Panel Mount, Nickel, Brass, B Polarization Code, Polyamide GF, M12 Connector

[View on TE.com >](#)

Connectors > Circular Connectors > Standard Circular Connectors > M12 Panel Mount PCB



Connector System: **Wire-to-Board**

Number of Positions: **4**

Sealable: **Yes**

Connector Mounting Type: **Panel Mount**

Reverse Gender: **No**

[All M12 Panel Mount PCB \(111\)](#)

Features

Product Type Features

Product Type	Connector Assembly
Accessory Color	Black
Prewired	No
Assembly Type	Electrical Connector
Connector System	Wire-to-Board
Sealable	Yes
Circular Connector Type	Receptacle
Shell Type	Metal

Configuration Features

Number of Positions	4
Number of Power Positions	0
Number of Signal Positions	4



Body Features

Shell Plating Material	Nickel
Shell Base Material	Brass
Circular Connector Insulation Material Type	Polyamide GF

Contact Features

Reverse Gender	No
Circular Connector Contact Type	Socket

Mechanical Attachment

Connector Mounting Type	Panel Mount
Polarization Code	B
Mating Alignment Type	Keyed
Mating Retention	With

Housing Features

Circular Connector Shell Size	12
-------------------------------	----

Usage Conditions

IP Water Sealing Level	7
IP Dust Sealing Level	6
Operating Temperature Range	-40 – 85 °C[-40 – 185 °F]

Operation/Application

Shielded	Yes
----------	-----

Industry Standards

UL Flammability Rating	UL 94HB
------------------------	---------

Product Compliance

[For compliance documentation, visit the product page on TE.com>](#)

EU RoHS Directive 2011/65/EU	Compliant with Exemptions
EU ELV Directive 2000/53/EC	Compliant with Exemptions
China RoHS 2 Directive MIIT Order No 32, 2016	Restricted Materials Above Threshold
EU REACH Regulation (EC) No. 1907/2006	Current ECHA Candidate List: JUNE 2023 (235) Candidate List Declared Against: JUNE 2023 (235) SVHC > Threshold: Pb (3.7% in Component Part)



Article Safe Usage Statements:

Do not eat, drink or smoke when using this product. Wash thoroughly after handling. Recycle if possible and dispose of the article by following all applicable governmental regulations relevant to your geographic location.

Halogen Content

Not Low Halogen - contains Br or Cl > 900 ppm.

Solder Process Capability

Not applicable for solder process capability

Product Compliance Disclaimer

This information is provided based on reasonable inquiry of our suppliers and represents our current actual knowledge based on the information they provided. This information is subject to change. The part numbers that TE has identified as EU RoHS compliant have a maximum concentration of 0.1% by weight in homogenous materials for lead, hexavalent chromium, mercury, PBB, PBDE, DBP, BBP, DEHP, DIBP, and 0.01% for cadmium, or qualify for an exemption to these limits as defined in the Annexes of Directive 2011/65/EU (RoHS2). Finished electrical and electronic equipment products will be CE marked as required by Directive 2011/65/EU. Components may not be CE marked. Additionally, the part numbers that TE has identified as EU ELV compliant have a maximum concentration of 0.1% by weight in homogenous materials for lead, hexavalent chromium, and mercury, and 0.01% for cadmium, or qualify for an exemption to these limits as defined in the Annexes of Directive 2000/53/EC (ELV). Regarding the REACH Regulation, the information TE provides on SVHC in articles for this part number is based on the latest European Chemicals Agency (ECHA) 'Guidance on requirements for substances in articles' posted at this URL: <https://echa.europa.eu/guidance-documents/guidance-on-reach>

Compatible Parts




TE Part # T4111401041-000
M12,MALE,STRAIGHT,B CODE,4P,
PG7,GOLD

Also in the Series | M12 Connector

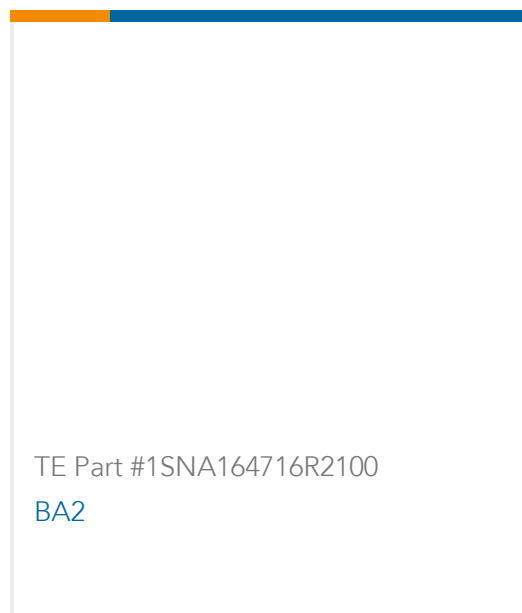
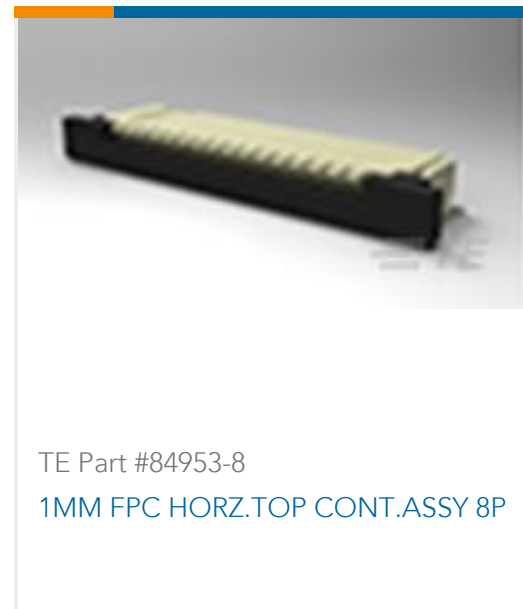
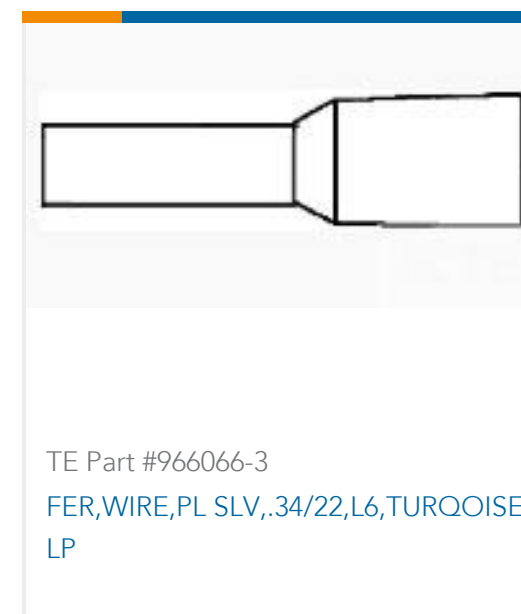


M8/M12 Cable Assemblies(230)



Standard Circular Connectors(521)

Customers Also Bought



Documents

Product Drawings

[M12 R/A F PNL STAMPED PIN B-CODE 4P SHLD](#)

English

CAD Files

Customer View Model

[ENG_CVM_CVM_T4145435041-001_B.3d_igs.zip](#)

English

Customer View Model

[ENG_CVM_CVM_T4145435041-001_B.3d_stp.zip](#)

English

Customer View Model

[ENG_CVM_CVM_T4145435041-001_B.2d_dxf.zip](#)

English

[3D PDF](#)

3D

By downloading the CAD file I accept and agree to the [Terms and Conditions](#) of use.

Datasheets & Catalog Pages



[M8 / M12 Connector System Catalog](#)

English

[M8 / M12 Connector System Catalog](#)

Japanese

[Product Specifications](#)

[Application Specification](#)

English

[Instruction Sheets](#)

[Instruction Sheet \(U.S.\)](#)

English