

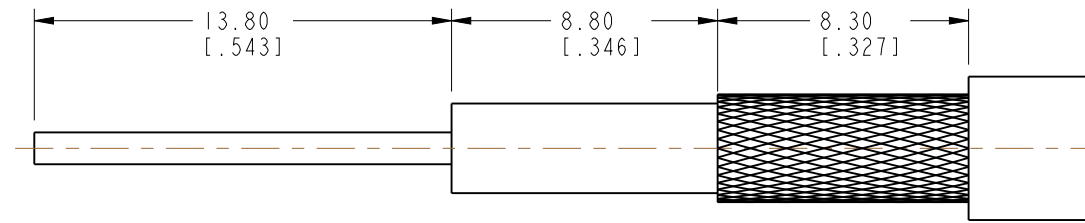
NOTES:

1. MATERIALS AND FINISHES:
 BODY - BRASS, NICKEL PLATING
 CONTACT - BRASS, GOLD PLATING
 SHELL - BRASS, NICKEL PLATING
 FERRULE - COPPER, NICKEL PLATING
 INSULATOR - PTFE
2. ELECTRICAL:
 A. IMPEDANCE: 50 OHM
 B. FREQUENCY RANGE: DC - 0.3 GHz
3. MECHANICAL:
 A. DURABILITY: 500 CYCLES MIN.
 B. TEMPERATURE RANGE: -65° C TO 165° C
4. PACKAGING:
 A. PACKAGE CONNECTOR AS PER ROUTING INSTRUCTIONS.
 B. MARKING: PACKAGING TO BE MARKED
 "AMPHENOL RF, 182100, AND DATE CODE"

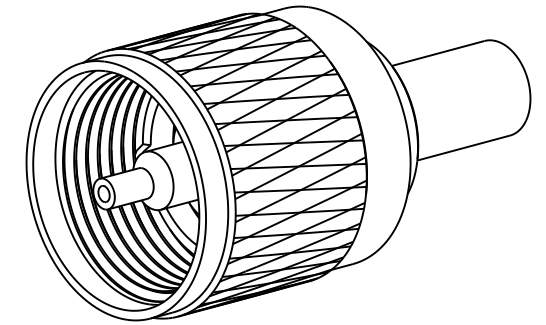
THIRD ANGLE PROJ.

REVISIONS

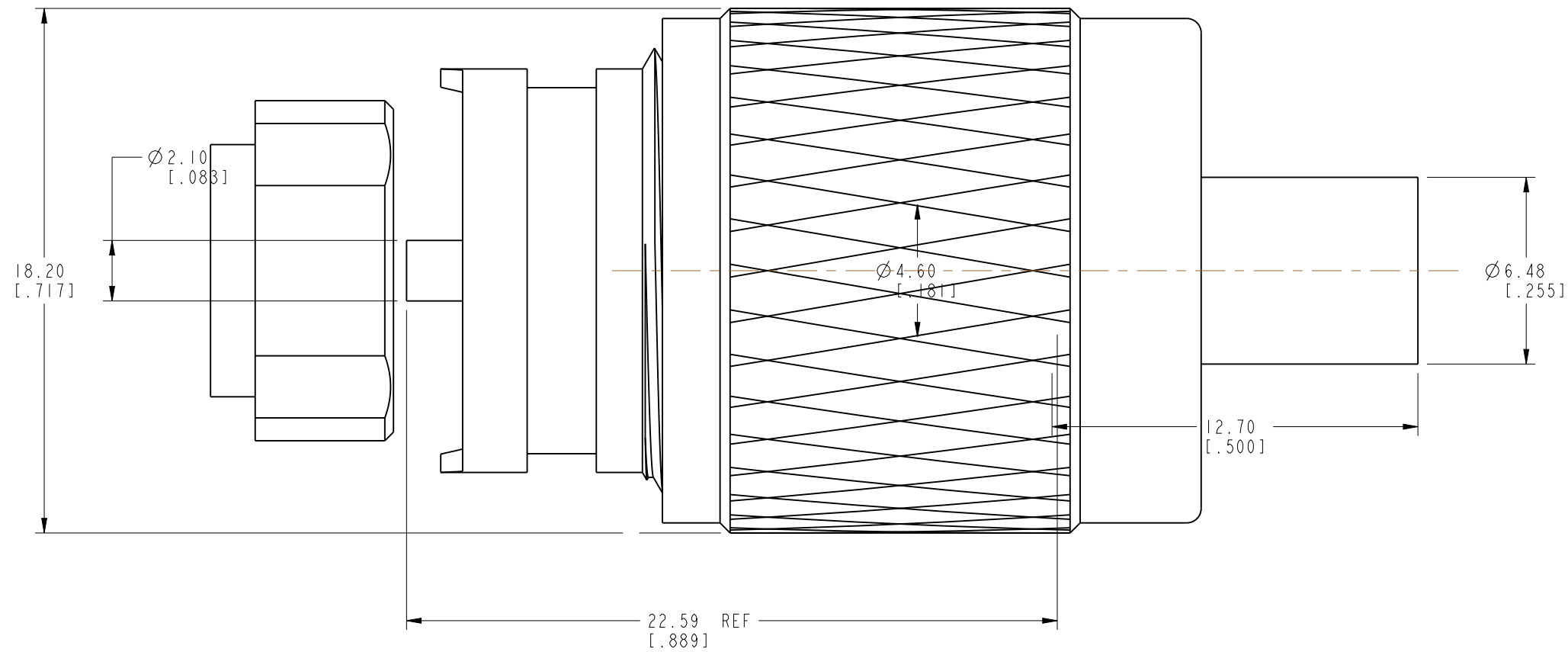
REV	DESCRIPTION	DATE	ECN	APPR
A	MODIFY CONTACT OPENING AND PART DESCRIPTION	11/04/03	----	----
B	MODIFY PART DESCRIPTION AND ADD CRIMP NOTES	01/15/04	----	----
C	MODIFY THE MATERIAL OF ITEM 3	06/23/10	----	----
D	REMOVE SUPPORT OF LMR200, REDRAWN IN PRO-E	06-Jun-18	8274	NB



RECOMMENDED
CABLE STRIPPING DIM'S



SCALE 2.000



1. CRIMPED FERRULE
HEX CRIMP SIZE .213"
2. CRIMPED CONTACT PIN
HEX CRIMP SIZE .068"

CUSTOMER OUTLINE DRAWING

ALL OTHER SHEETS ARE FOR INTERNAL USE ONLY

UNLESS OTHERWISE SPECIFIED, DIMENSIONS ARE IN METRIC AND TOLERANCES ARE:
 <0.5mm ±0.05mm 0.5 - 6mm ±0.1mm 6 - 30mm ±0.2mm 30 - 120mm ±0.3mm ANGLES ±1°

NOTICE - These drawings, specifications, or other data (1) are, and remain the property of Amphenol corp. (2) must be returned upon request; and (3) are confidential and not to be disclosed to any person other than those to whom they are given by Amphenol Corp. the furnishing of these drawings, specifications, or other data by Amphenol Corp., or to any other person to anyone for any purpose is not to be regarded by implication or otherwise in any manner licensing, granting rights to permitting such holder or any other person to manufacture, use or sell any product, process or design, patented or otherwise, that may in any way be related to or disclosed by said drawings, specifications, or other data.

MATERIAL	SEE NOTES
REFERENCE	
EAR#	
REF:	
CONFIGURATION LEVEL:	In Work
FINISH	

DRAWN	M. ZHANG	DATE	23-Jun-10
ENGINEER		DATE	
APPROVED	K. CAPOZZI	DATE	06-Jun-18
CAD FILE			

TITLE		UHF CRIMP PLUG (FOR RG-58, RG-141)	
SCALE:	5.0:1.0	SHEET 2 OF 2	
DWG SIZE	B	REV	D

Amphenol RF	
www.amphenolrf.com	
DRAWING NO. U1121A1-NPH3G-58CU-50	
ITEM NO.	061121AAA57MR5F
PART NO.	182100