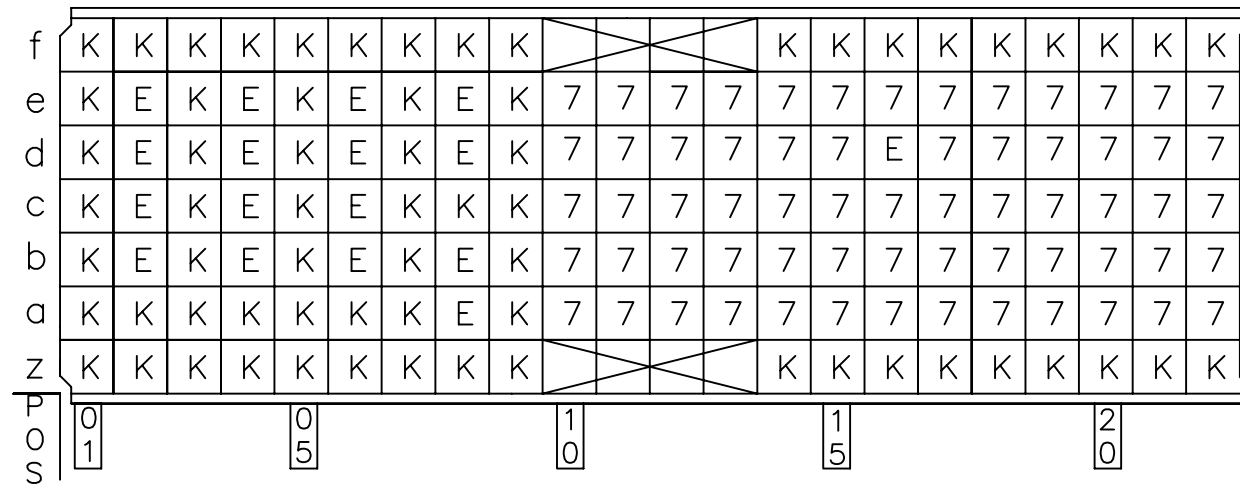
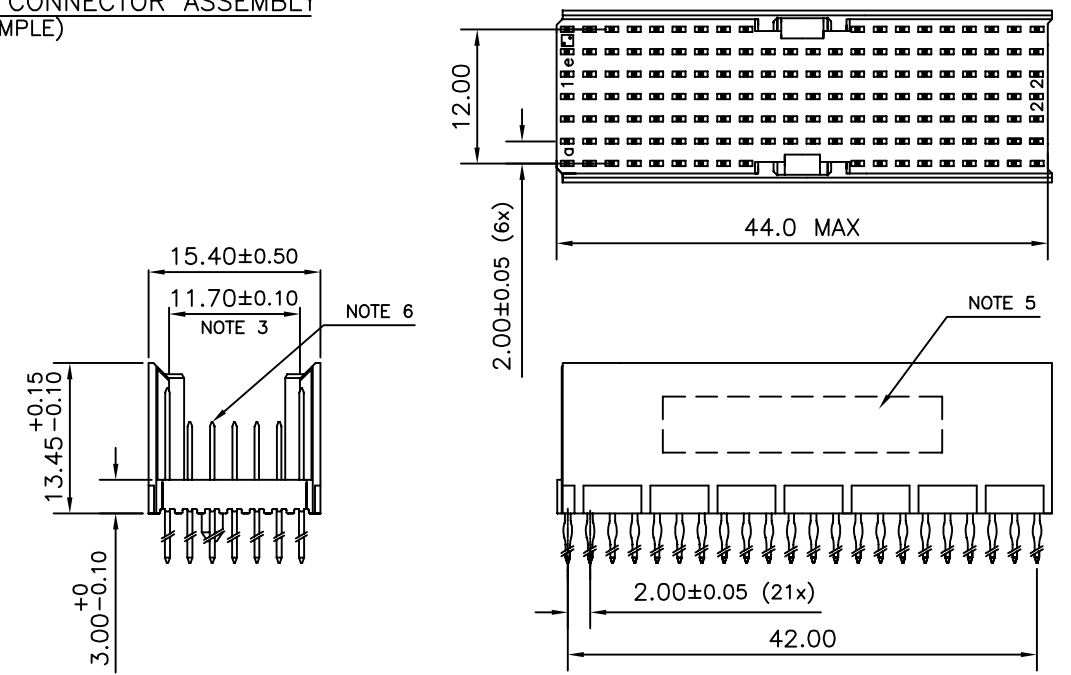


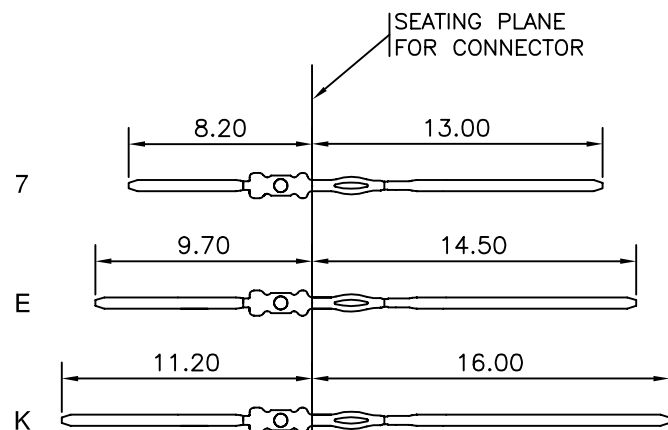
LOADING PATTERN MATING SIDE



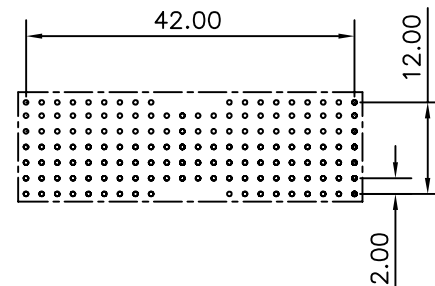
LOADED CONNECTOR ASSEMBLY (FOR EXAMPLE)



CONTACT OVERVIEW



LAY-OUT P.C.B.-HOLE



HM2P66PNE364 **LEAD FREE INDICATOR : LF = LEAD FREE (DIGIT 15 & 16)**

PLATING CODE (DIGIT 13 AND 14)
(REF DRW NO. BS,C , 201844 , 003)

- NOTES**
- THIS PRODUCT IS CSA APPROVED.
 - THIS PRODUCT IS UL RECOGNIZED.
 - MEASURED AT THE BOTTOM.
 - MATERIAL CONTACT: PHOSPHORBRONZE
HOUSING: CREAM WHITE GLASS FILLED POLYESTER UL-94V0
 - CONNECTOR PRINTED WITH P/N AND DATE CODE.
 - FOR ACTUAL CONTACT LOADINGS, SEE LOADING PATTERN MATING SIDE.
 - SHAPE OF CONNECTOR HOUSING CAN ALTER DEPENDING ON PRODUCTION LOCATION
 - THE PRODUCT (LF) MEETS EUROPEAN UNION DIRECTIVES AND OTHER COUNTRY REGULATIONS AS DESCRIBED IN GS-22-008
 - FOR RECOMMENDED PTH DIMENSIONS REFER DRAWING : BS, A , 201572 , 001
- CATALOG NO: HM2P66PNE364----

mat'l. code SEE NOTE 4		surface ISO 1302 ✓	tolerance ISO 406 ISO 1101	projection MM	product family MILLIPACS
ltr	ecn no	dr	date	tolerances unless otherwise specified	
A	104-0035	MINI	2004/05/12	angles	.0±0.2
B	105-0188	MINI	2005/10/13	linear	.00±0.1
C	106-0090	MINI	2006/06/27	0°±1°	
sheet index		revision	c	1	

dr	MINI K VANDANATH	2004/05/12		dwg no	sheet 1 of 1	size
enr	BIJU K PAUL	2004/05/12		BS, C ,203028, 130	A3	
chr	BIJU K PAUL	2006/06/27				
appd	BIJU K PAUL	2006/06/27		type	Product Customer Drawing	

FCIconnect.com
Copyright FCI