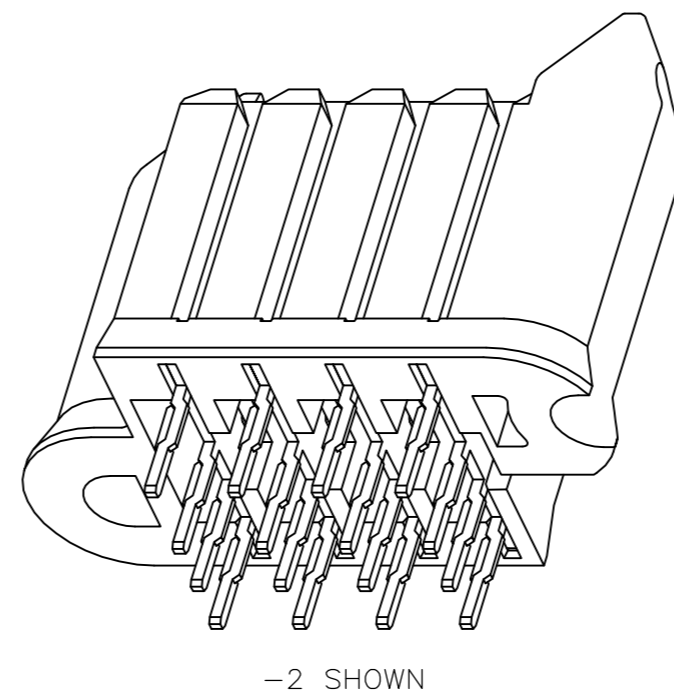
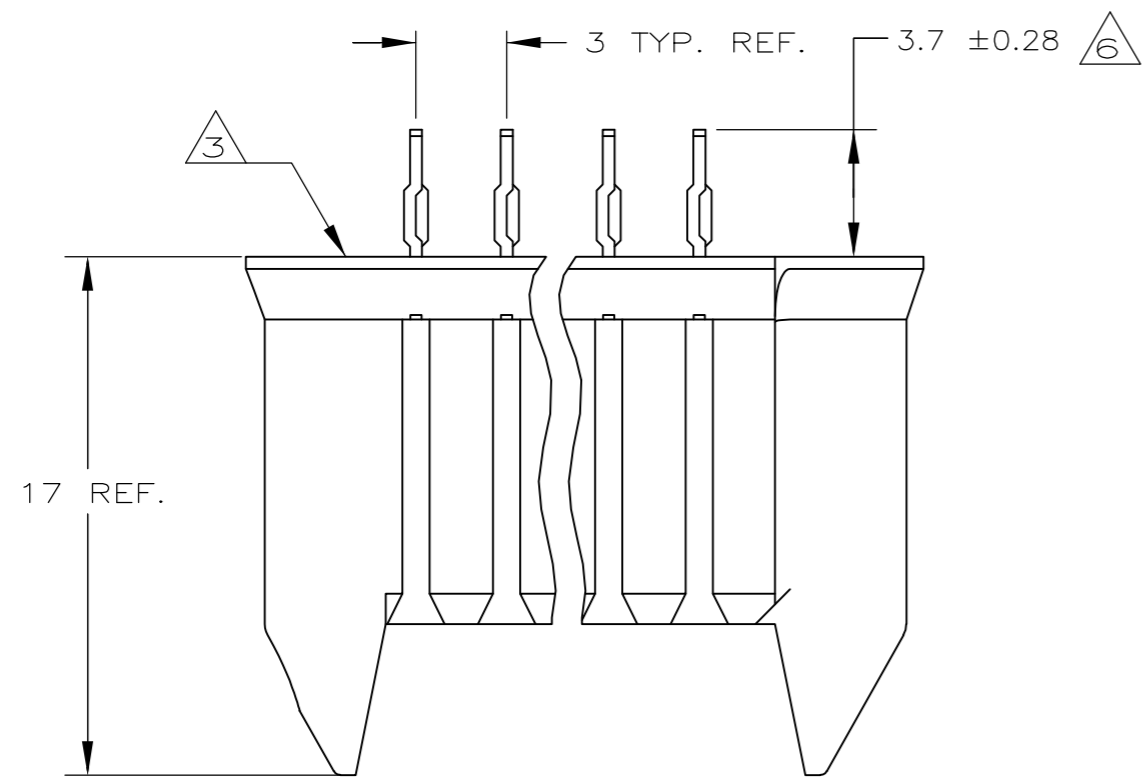
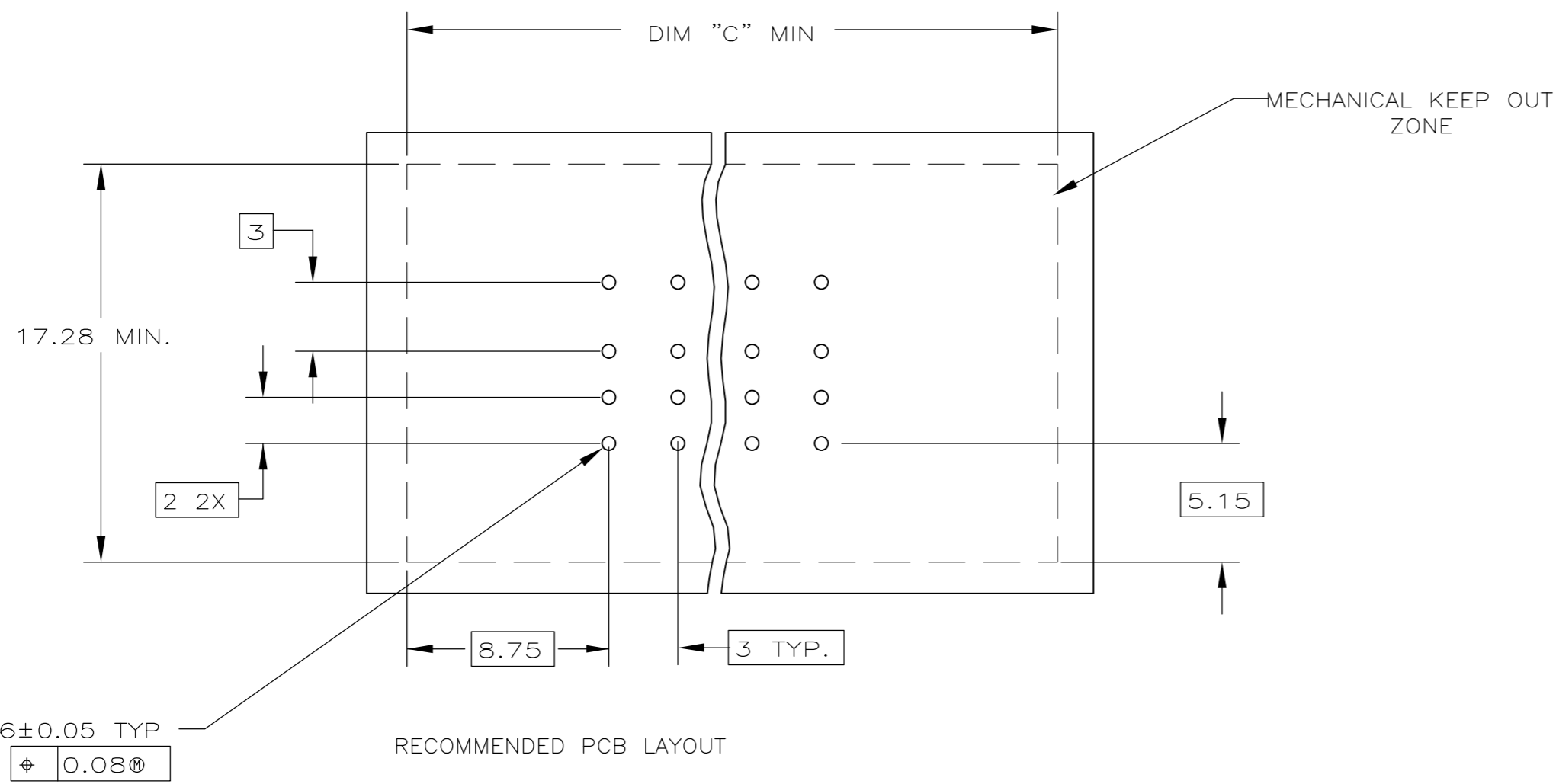
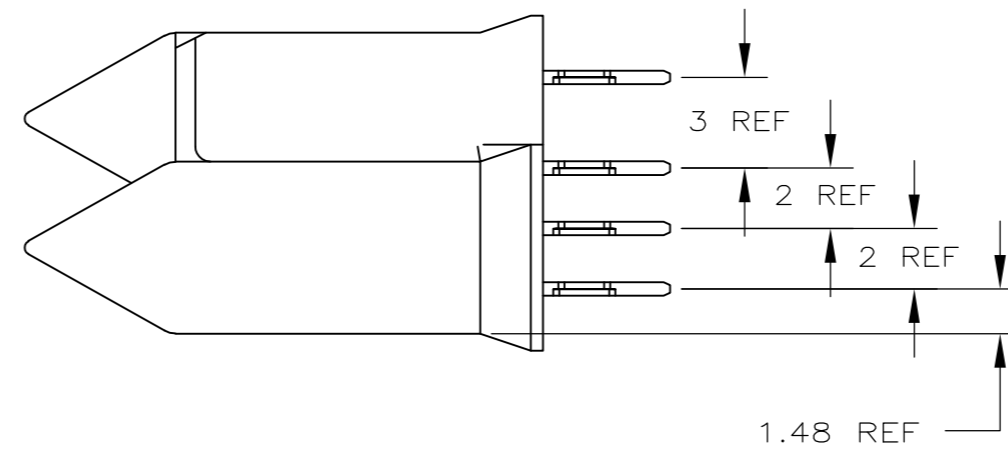
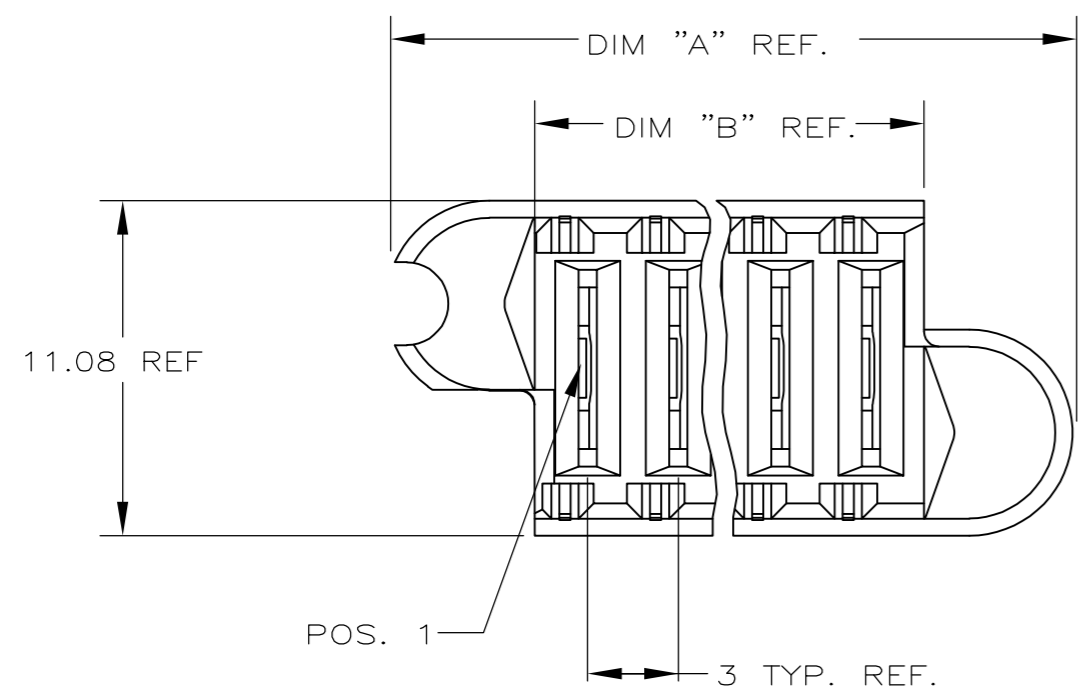


THIS DRAWING IS UNPUBLISHED. RELEASED FOR PUBLICATION
 © COPYRIGHT - By - ALL RIGHTS RESERVED.

LOC		DIST		REVISIONS			
P	LTR	DESCRIPTION		DATE	DWN	APVD	
GP	00	B1	REVISED PER ECO-11-005033		23MAR11	RK	HMR



- 1 MATERIAL: HOUSING - HIGH TEMP THERMO PLASTIC (UL 94 V-0), BLACK
- 2 CONTACT MATERIAL : BRASS
- 3 CONTACT MATERIAL : HIGH - CONDUCTIVITY COPPER ALLOY
- 4 CONTACT PLATING: .38 μm MIN Au OVER 1.27 μm Ni ON CONTACT AREA
Sn OVER Ni ON TAILS
- 5 CONTACT PLATING: 1.27 μm MIN AU OVER 1.27 μm Ni ON CONTACT AREA.
Sn OVER Ni ON TAILS
- 6 DIMENSION APPLIES AFTER CONNECTOR IS APPLIED TO PCB.
- 7 "AMP" TRADEMARK TO APPEAR ON THIS SURFACE & IN APPROXIMATE LOCATION SHOWN.



46 MIN.	30.5	40.04	5	3	10	1-1489715-8
43 MIN.	27.5	37.04	5	3	9	1-1489715-7
40 MIN.	24.5	34.04	5	3	8	1-1489715-6
37 MIN.	21.5	31.04	5	3	7	1-1489715-5
34 MIN.	18.5	28.04	5	3	6	1-1489715-4
31 MIN.	15.5	25.04	5	3	5	1-1489715-3
28 MIN.	12.5	22.04	5	3	4	1-1489715-2
25 MIN.	9.5	19.04	5	3	3	1-1489715-1
46 MIN.	30.5	40.04	4	2	10	1489715-8
43 MIN.	27.5	37.04	4	2	9	1489715-7
40 MIN.	24.5	34.04	4	2	8	1489715-6
37 MIN.	21.5	31.04	4	2	7	1489715-5
34 MIN.	18.5	28.04	4	2	6	1489715-4
31 MIN.	15.5	25.04	4	2	5	1489715-3
28 MIN.	12.5	22.04	4	2	4	1489715-2
25 MIN.	9.5	19.04	4	2	3	1489715-1
C	B	A	FINISH	CONTACT MATERIAL	POSN	PART NUMBER

THIS DRAWING IS A CONTROLLED DOCUMENT. DWN AL FRANTUM 20MAY2002
 CHK -
 APVD -
 PRODUCT SPEC 108-1998
 APPLICATION SPEC 114-13067
 MATERIAL 1 2 3 FINISH 4 5
 CUSTOMER DRAWING SCALE 4:1 SHEET 1 OF 1 REV B1

TE TE Connectivity
 MINI POWER DRAWER RECEPTACLE ASSEMBLY PRESS FIT
 SIZE A2 CAGE CODE 00779 DRAWING NO C=1489715 RESTRICTED TO -