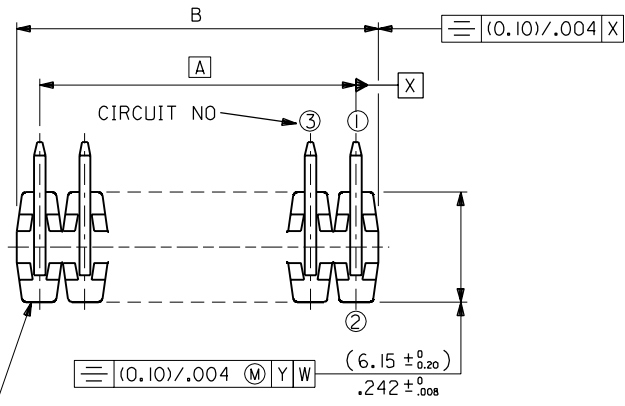
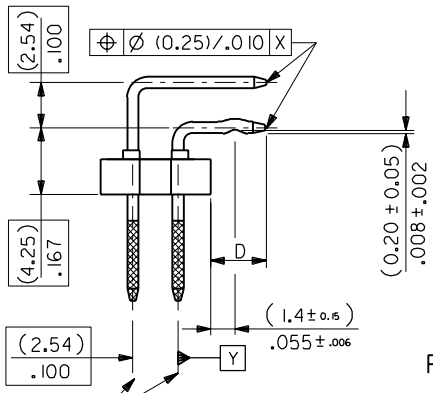
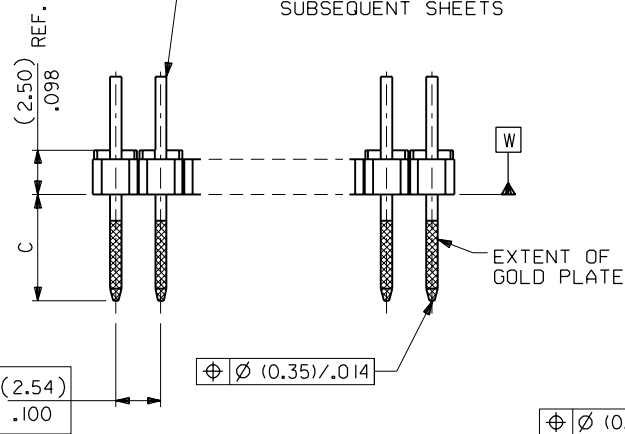


PART NO. SEE CHART
 DWG. NO. SDA-90630

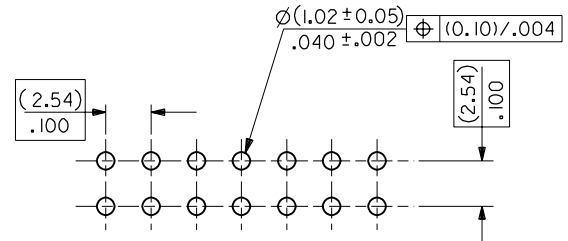


WAFER: 15% G.F. FILLED POLYESTER TO UL 94V-0.
 COLOUR : BLACK.

PINS: (Ø.635)/.025 SQ. BRASS WIRE.
 PLATED AS PER SUBSEQUENT SHEETS



NOTES
 1. FOR ASSY NUMBERS WITH FINISH OPTIONS AND DIM'S C & D SEE SUBSEQUENT SHEETS.
 2. PCB THICKNESS: (1.37 - 1.80)/.054-.071.



RECOMMENDED P.C. BOARD HOLE PATTERN

FOR PREVIOUS DRAWING ISSUES SEE MRI.

NEW RELEASE
 ECR E00166
 14 SEPTEMBER 1990 RD

DIMENSIONS SHOWN (METRIC) INCH	
UNLESS OTHERWISE SPECIFIED TOLERANCES: ANGULAR ± 1/2°	
INCH	(METRIC)
3 PLACE ± .	
2 PLACE ± .004	± .10
1 PLACE	± .25

DRAFT WHERE APPLICABLE MUST REMAIN WITHIN DIMENSIONS

DESIGN DIMENSION (PRIMARY)	<input checked="" type="checkbox"/> (MM)	<input type="checkbox"/> IN.
EQUIVALENT DIMENSION (SECONDARY)	<input type="checkbox"/> (MM)	<input checked="" type="checkbox"/> IN.

DRWG BY RD
 CHK'D BY
 APP'D BY
 SCALE 4:1

REVISE ONLY ON CAD SYSTEM		2 B	B
CAD/CAM FILENAME SA90630X1 DGN		SHL	REV.
THIS DRAWING CONTAINS INFORMATION THAT IS PROPRIETARY TO MOLEX INC. & SHOULD NOT BE USED WITHOUT WRITTEN PERMISSION			
TITLE C-GRID III DUAL ROW KINKED RIGHT ANGLE HEADER			
MOLLEX MOLEX EUROPE		SHEET NO. DATE 10F2 90/09/14	
PART NO. SEE CHART	DWG. NO. SDA-90630	SIZE B	

CKT SIZE	DIM. "A"		DIM. "B" (±0.20) ±.008		CKT SIZE	DIM. "A"		DIM. "B" (±0.20) ±.008	
2X 1			(2.54)	.100	2X21	(50.80)	2.000	(53.34)	2.100
2X 2	(2.54)	.100	(5.08)	.200	2X22	(53.34)	2.100	(55.88)	2.200
2X 3	(5.08)	.200	(7.62)	.300	2X23	(55.88)	2.200	(58.42)	2.300
2X 4	(7.62)	.300	(10.16)	.400	2X24	(58.42)	2.300	(60.96)	2.400
2X 5	(10.16)	.400	(12.70)	.500	2X25	(60.96)	2.400	(63.50)	2.500
2X 6	(12.70)	.500	(15.24)	.600	2X26	(63.50)	2.500	(66.04)	2.600
2X 7	(15.24)	.600	(17.78)	.700	2X27	(66.04)	2.600	(68.58)	2.700
2X 8	(17.78)	.700	(20.32)	.800	2X28	(68.58)	2.700	(71.12)	2.800
2X 9	(20.32)	.800	(22.86)	.900	2X29	(71.12)	2.800	(73.66)	2.900
2X10	(22.86)	.900	(25.40)	1.000	2X30	(73.66)	2.900	(76.20)	3.000
2X11	(25.40)	1.000	(27.94)	1.100	2X31	(76.20)	3.000	(78.74)	3.100
2X12	(27.94)	1.100	(30.48)	1.200	2X32	(78.74)	3.100	(81.28)	3.200
2X13	(30.48)	1.200	(33.02)	1.300	2X33	(81.28)	3.200	(83.82)	3.300
2X14	(33.02)	1.300	(35.56)	1.400	2X34	(83.82)	3.300	(86.36)	3.400
2X15	(35.56)	1.400	(38.10)	1.500	2X35	(86.36)	3.400	(88.90)	3.500
2X16	(38.10)	1.500	(40.64)	1.600	2X36	(88.90)	3.500	(91.44)	3.600
2X17	(40.64)	1.600	(43.18)	1.700	2X37	(91.44)	3.600	(93.98)	3.700
2X18	(43.18)	1.700	(45.72)	1.800	2X38	(93.98)	3.700	(96.52)	3.800
2X19	(45.72)	1.800	(48.26)	1.900	2X39	(96.52)	3.800	(99.06)	3.900
2X20	(48.26)	1.900	(50.80)	2.000	2X40	(99.06)	3.900	(101.60)	4.000

