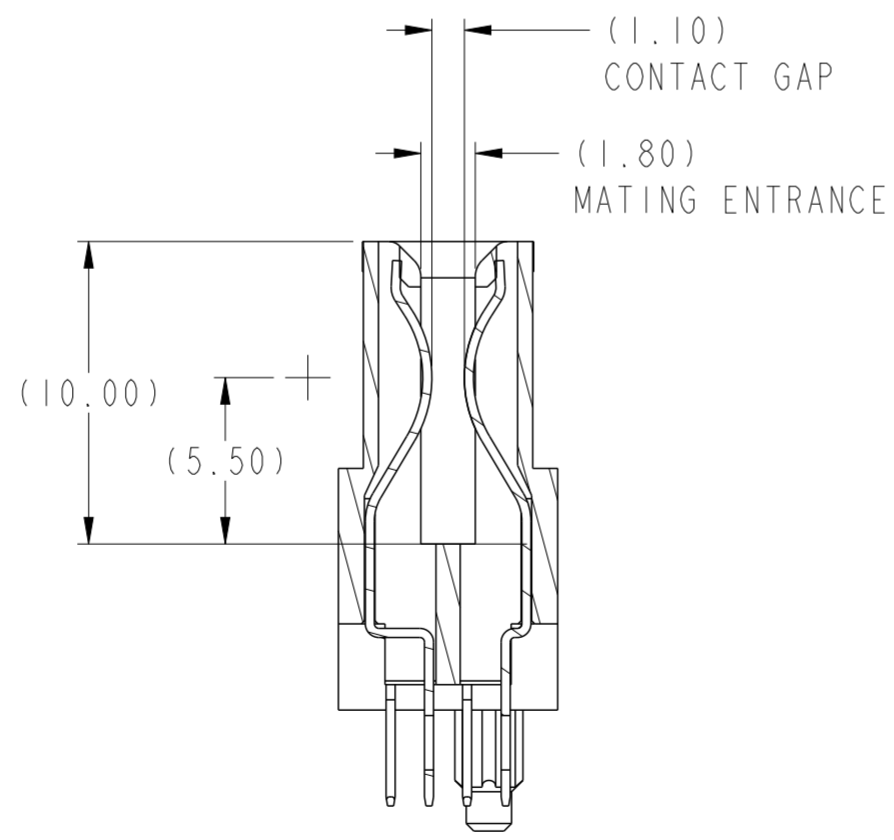
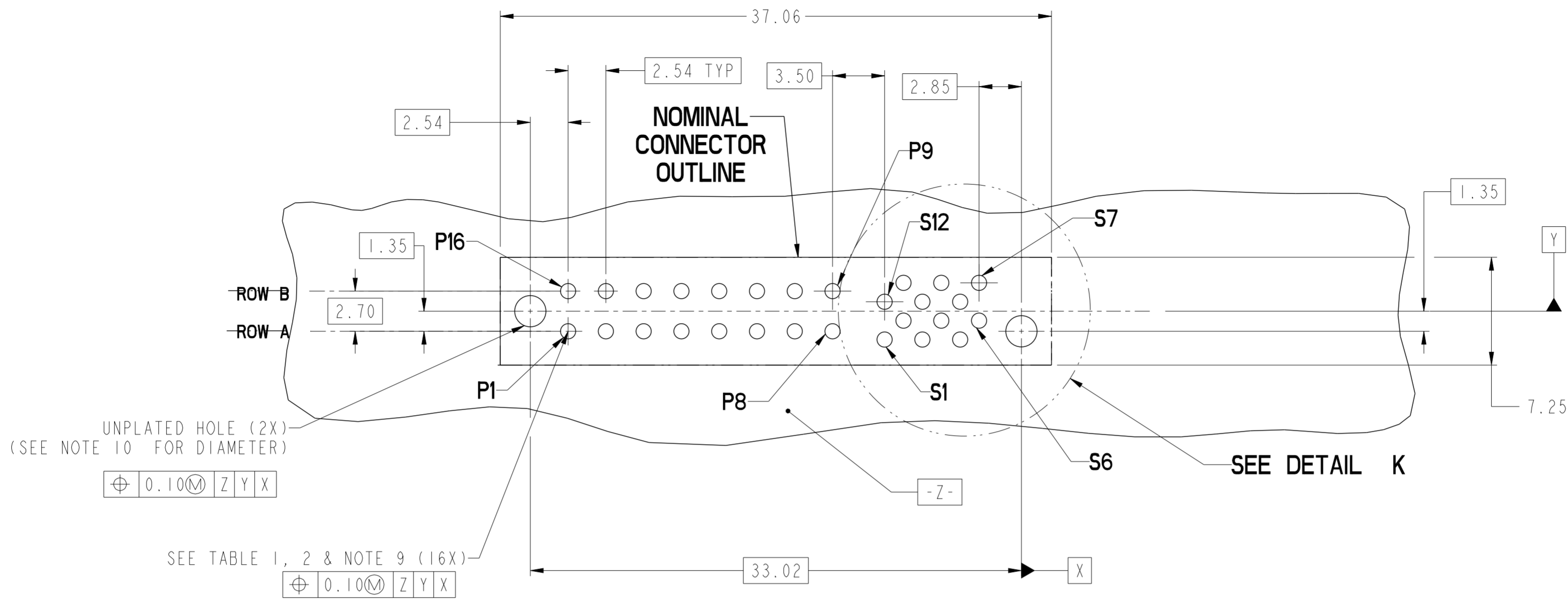


SECTION C-C



SECTION D-D

spec ref	-	dr	Wei-Long Zhang	2011/01/16	projection	MM	size	A2	scale	4:1			
tolerance std	ASME Y14.5	eng	Sunny2 Liu	2016/05/17			ecn no	ELX-DG-24036-1	rel level Released	rev C			
TOLERANCES UNLESS OTHERWISE SPECIFIED		chr	Terris Liu	2016/05/20			product family	CARD EDGE			rel level		
surface	linear	0.X	±0.50	0.XX			±0.25	0.XXX			±0.13	Amphenol FCI	VERT RECT (16P-12S)
	angular	0°	±2°	apppr	Pai-Ming Zheng	2016/05/24	dwg no	10117036					

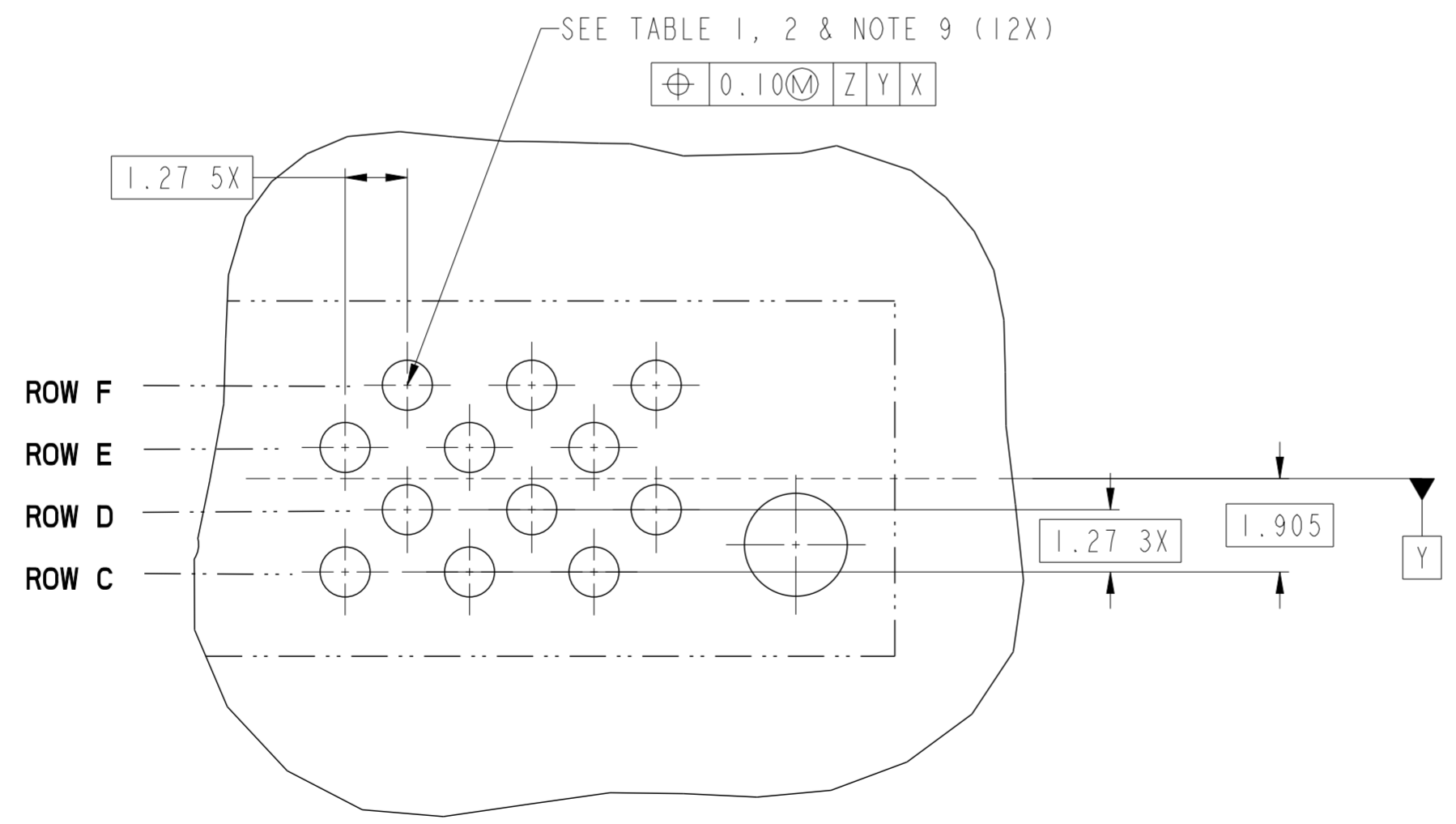


UNPLATED HOLE (2X)
(SEE NOTE 10 FOR DIAMETER)

$\text{⌀} 0.10\text{M} \begin{matrix} Z \\ Y \\ X \end{matrix}$

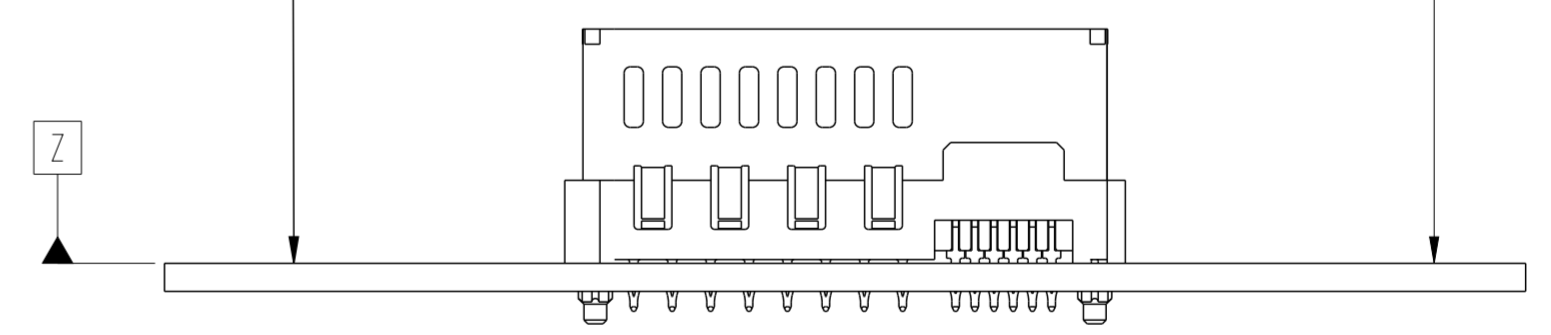
SEE TABLE 1, 2 & NOTE 9 (16X)

$\text{⌀} 0.10\text{M} \begin{matrix} Z \\ Y \\ X \end{matrix}$



DETAIL K
SCALE 8:1

**RECOMMENDED PCB LAYOUT
VIEWED FROM CONNECTOR SIDE**

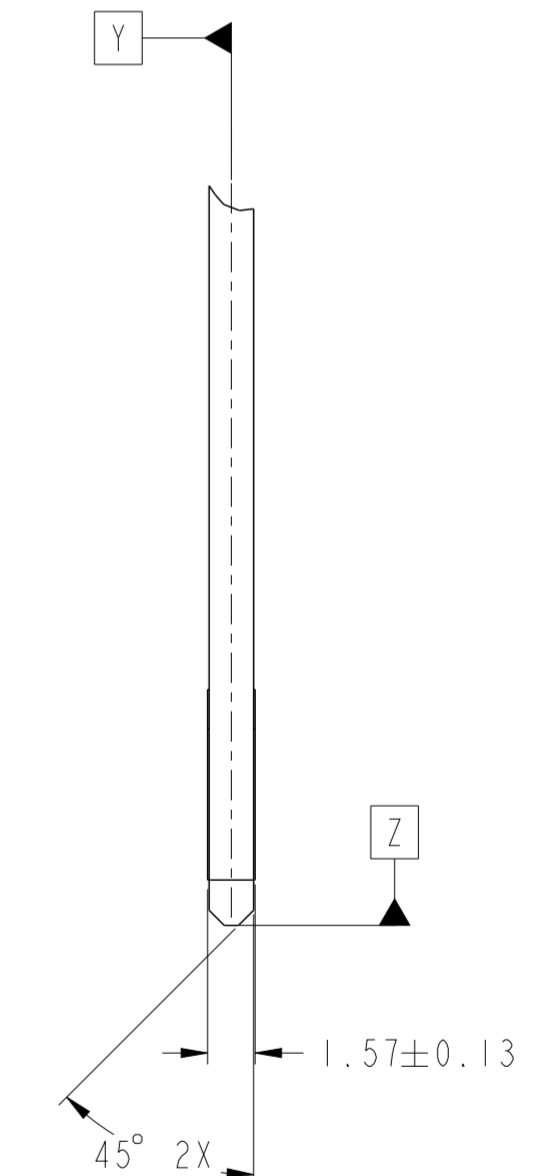
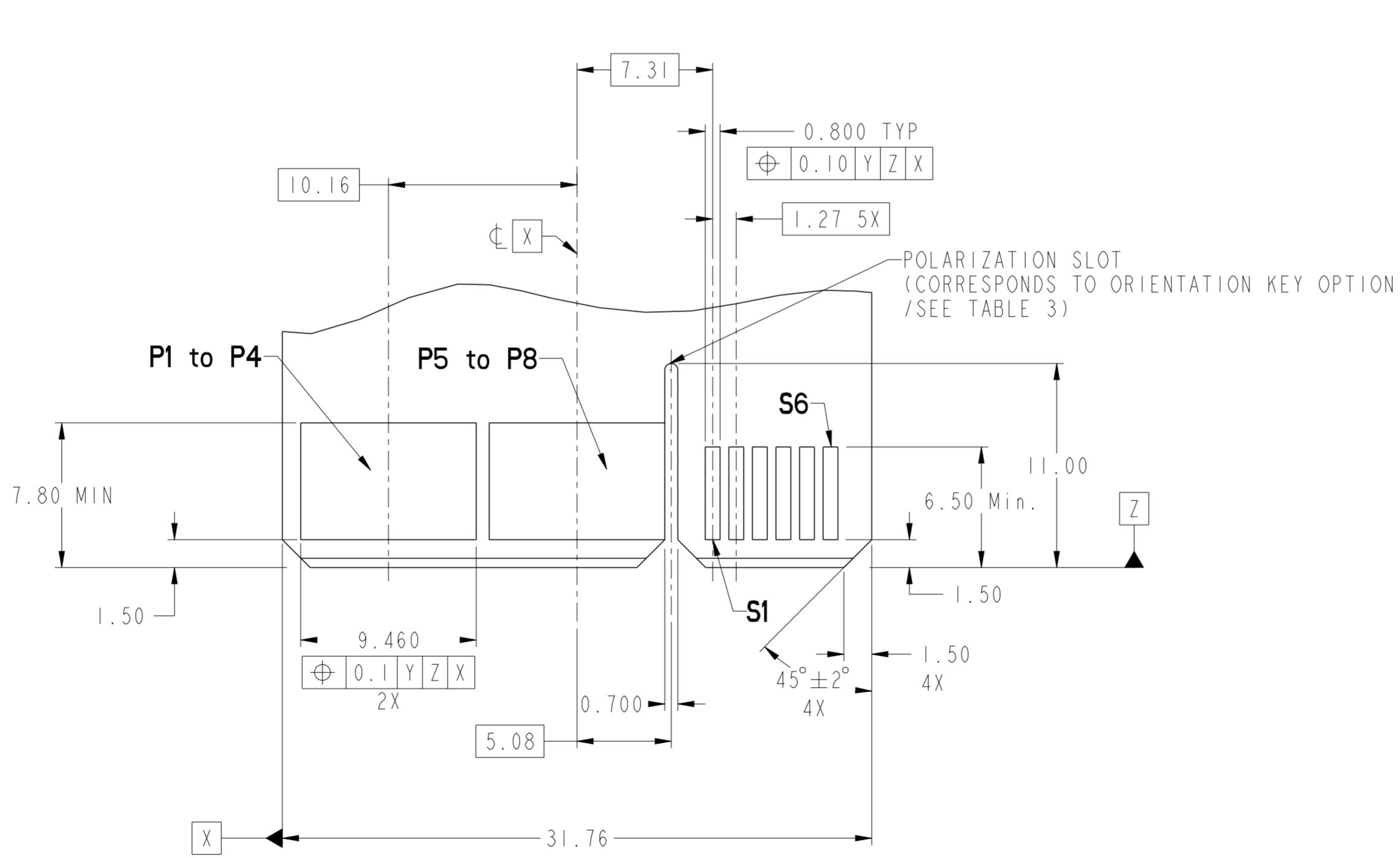


spec ref	-	dr	Wei-Long Zhang	2011/01/16	projection	MM	size	A2	scale	1:1
tolerance std	ASME Y14.5	eng	Sunny2 Liu	2016/05/17		←	ecn no	ELX-DG-24036-1	rel level	Released
TOLERANCES UNLESS OTHERWISE SPECIFIED		chr	Terris Liu	2016/05/20						
surface	linear	appr	Pei-Ming Zheng	2016/05/24	product family	-	rel level	Released	cat. no.	-
	angular				VERT RECT (16P-12S)		dwg no	10117036	rev	C
					HIGH POWER CARD EDGE		Product - Customer Drw	sheet 2 of 4		

CONTACT TYPE	TOP LAYER DESCRIPTION	TABLE 1 (HPCE / SOLDER TAILS) PLATED THROUGH-HOLE REQUIREMENTS				
		DRILLED HOLE DIAMETER	COPPER THICKNESS	TIN-LEAD THICKNESS	TIN THICKNESS	FINISHED HOLE DIAMETER
POWER & SIGNAL	TIN-LEAD	1.10-1.16 (1.15 DRILL)	0.025 - 0.050	0.005 - 0.015	--	0.94 - 1.10
	IMMERSION TIN	1.10-1.16 (1.15 DRILL)	0.025 - 0.050	--	0.9 - 1.5um	0.94 - 1.10
	COPPER (SEE NOTE 8)	1.10-1.16 (1.15 DRILL)	0.025 - 0.050	--	--	0.94 - 1.10

CONTACT TYPE	TOP LAYER DESCRIPTION	TABLE 2 (HPCE / PRESS-FIT TAILS) PLATED THROUGH-HOLE REQUIREMENTS				
		DRILLED HOLE DIAMETER	COPPER THICKNESS	TIN-LEAD THICKNESS	TIN THICKNESS	FINISHED HOLE DIAMETER
POWER & SIGNAL	TIN-LEAD	0.81-0.86 (0.85 DRILL)	0.025 - 0.050	0.005 - 0.015	--	0.65 - 0.80
	IMMERSION TIN	0.81-0.86 (0.85 DRILL)	0.025 - 0.050	--	0.9 - 1.5um	0.70 - 0.80
	COPPER (SEE NOTE 8)	0.81-0.86 (0.85 DRILL)	0.025 - 0.050	--	--	0.70 - 0.80

RECOMMENDED MATING BOARD FOOTPRINT



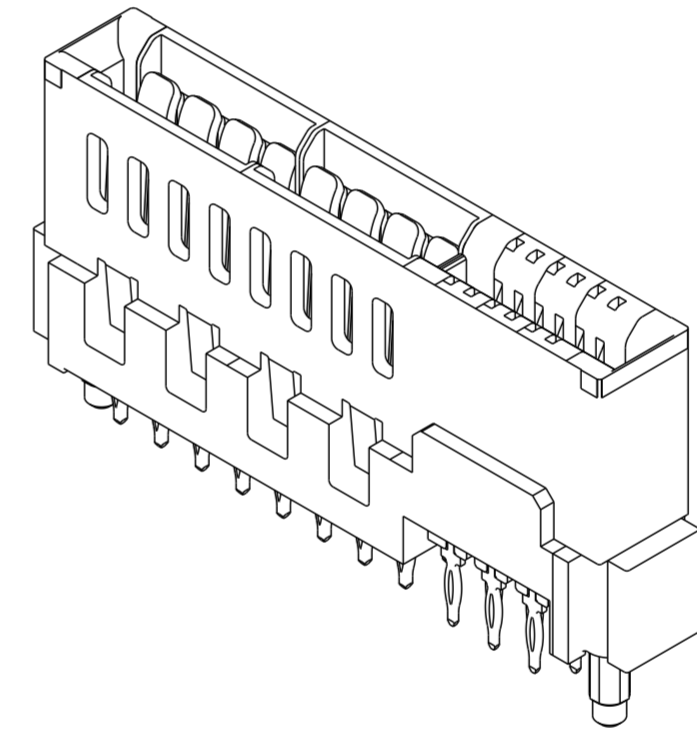
spec ref	-	dr	Wei-Long Zhang	2011/01/16	projection	MM	size	A2	scale	1:1
tolerance std	ASME Y14.5	eng	Sunny2 Liu	2016/05/17			ecn no	ELX-DG-24036-1	rel level	Released
TOLERANCES UNLESS OTHERWISE SPECIFIED		chr	Terris Liu	2016/05/20						
		appr	Pai-Ming Zheng	2016/05/24						
surface	linear	0.X	±0.50		product family		VERT RECT (16P-12S) HIGH POWER CARD EDGE	dwg no 10117036	rev C	
		0.XX	±0.25		-					
		0.XXX	±0.13		-					
ASME Y14.5	angular	0°	±2°	cat. no.	-	Product - Customer Drw	sheet 3 of 4			

Amphenol
FCI

© 2016 APCI

HPCE PART NUMBER (TABLE 3)

PART NUMBER	TAIL TYPE	ORIENTATION KEY	DIM "A" TYPICAL TAIL LENGTH	DIM "B" RECOMMENDED BOARD THICKNESS
10117036-001LF	SOLDER	YES	3.17 ±0.25	1.59 - 2.38
10117036-002LF	SOLDER	NO		
10117036-003	PRESS-FIT	YES	3.17 ±0.25	1.57 MIN
10117036-003LF	PRESS-FIT	YES		
10117036-004	PRESS-FIT	NO		
10117036-004LF	PRESS-FIT	NO		



NOTES:

- CONNECTOR MATERIALS:
 HOUSING: HIGH TEMPERATURE THERMAL PLASTIC, BLACK
 UL 94V-0 COMPLIANT
 CONTACTS: HIGH PERFORMANCE COPPER ALLOY.
- CONTACT FINISH REF. GS-12-604 SECTION 5.2.
- PRODUCT SPECIFICATION: GS-12-604.
- APPLICATION SPECIFICATION: GS-20-128.
- PRODUCT MARKING ON HOUSING IN AREA SHOWN MEETS AFCI SPECIFICATION: GS-24-007.
- PACKAGING MEETS FCI SPECIFICATION GS-14-937.
- HOUSING COMPONENT WILL WITHSTAND EXPOSURE TO 260°C PEAK TEMPERATURE FOR 60 SECONDS IN A CONVECTION, INFRA-RED, OR VAPOR PHASE REFLOW OVEN.
- COPPER PLATING THICKNESS IN CENTER OF VIA-HOLE CAN BE NO MORE THAN 0.003 LESS THAN OTHER AREAS.
- ALL HOLE SIZES ARE FINISHED HOLE SIZES.
- MOUNTING HOLES ARE UNPLATED
 Ø 2.40 +/- 0.1 FOR PRESS-FIT TAILS
 Ø 2.10 +/- 0.1 FOR SOLDER TAILS
- A SYMBOL WILL BE NEXT TO ANY DIMENSION, VIEW, OR NOTE WHICH HAS BEEN MODIFIED WITH THE CURRENT DRAWING REVISION.

spec ref	-	dr	Wei-Long Zhang	2011/01/16	projection	MM	size	A2	scale	4:1	
tolerance std	ASME Y14.5	eng	Sunny2 Liu	2016/05/17		CARD EDGE	ecn no	ELX-DG-24036-1			
TOLERANCES UNLESS OTHERWISE SPECIFIED		chr	Terris Liu	2016/05/20			rel level	Released			
surface	linear	appr	Pei-Ming Zheng	2016/05/24	product family	VERT RECT (16P-12S)		cat. no.	10117036	rev	C
	angular										