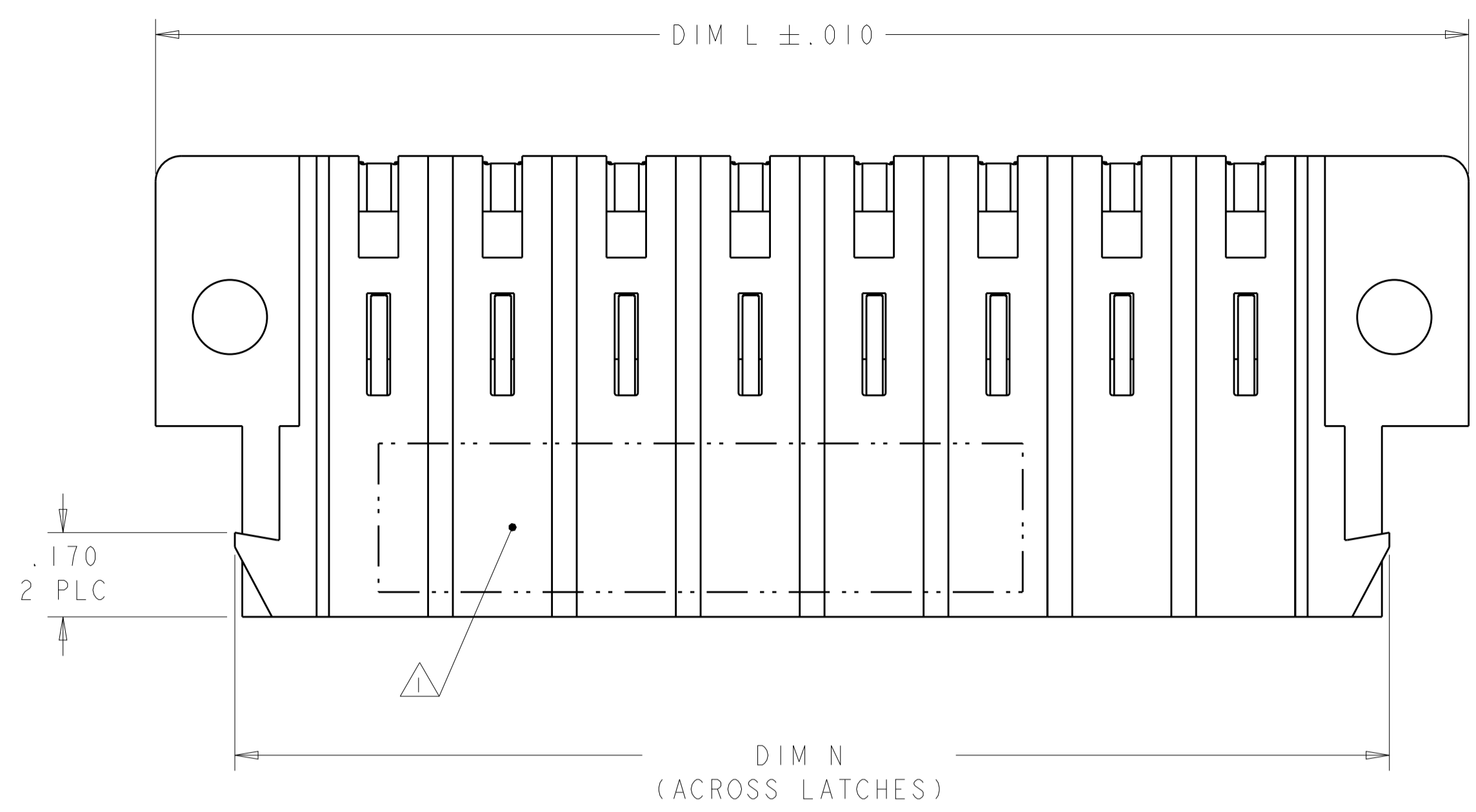
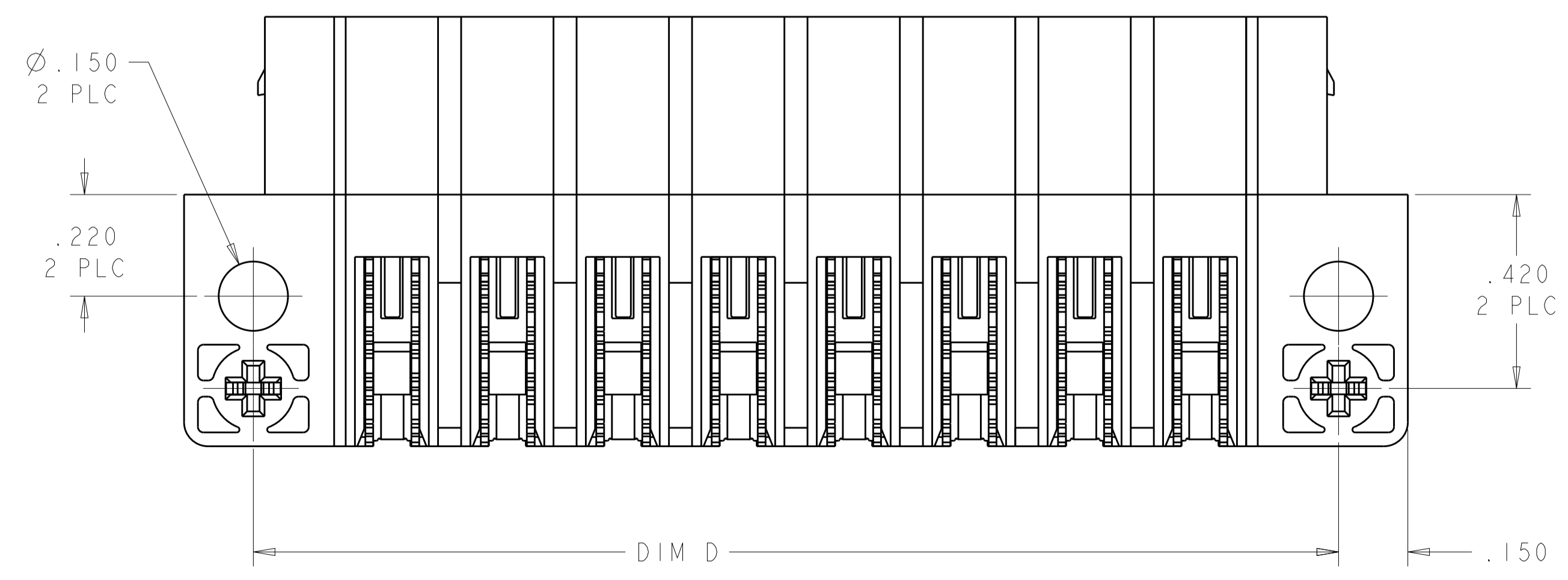
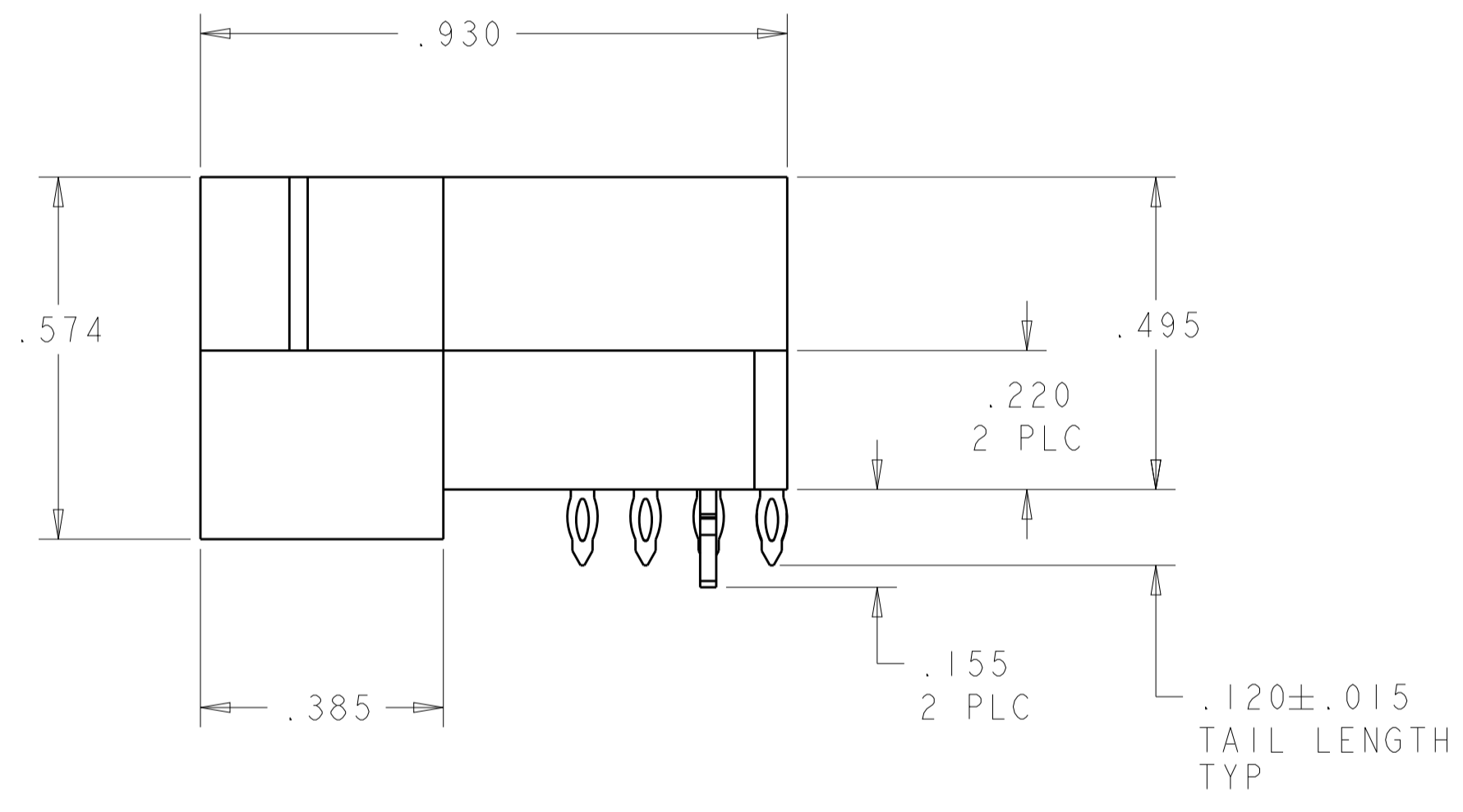
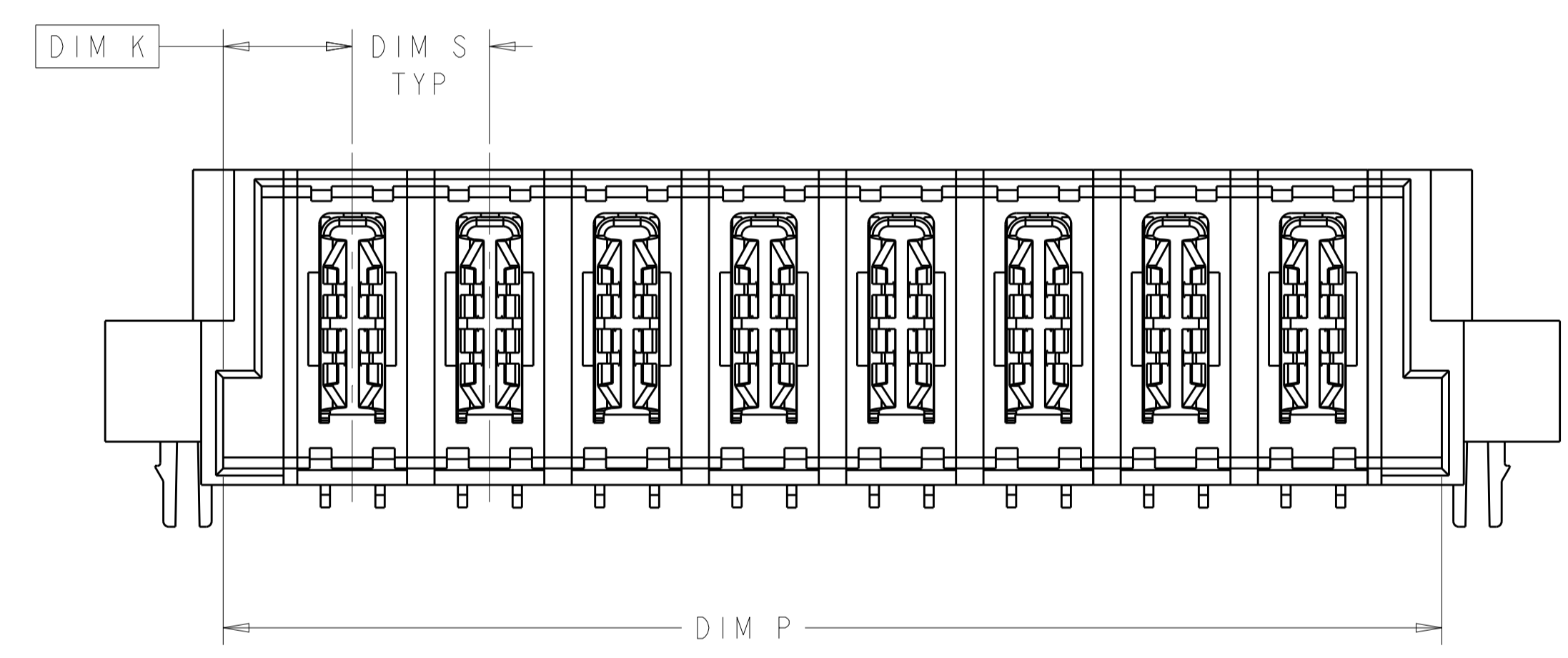


LOC	DIST	REVISIONS					
		P	LTN	DESCRIPTION	DATE	DWN	APVD
ES	00	A3		ADDED NEW DASH NUMBER -5	25SEP2010	CZ	SY
		A4		ADDED NEW DASH NUMBER -6	02JUN2011	AY	SZ



- ① "AMP" PART NUMBER AND DATE CODE TO BE MARKED IN AREA SHOWN. PARTS UNDER 2.50 INCHES LONG MAY BE MARKED ON BOTH SIDES.
- ② MATERIAL: HOUSING - GLASS FILLED HIGH TEMP THERMO PLASTIC, UL 94 V-0  
POWER CONTACT - HIGH CONDUCTIVITY COPPER ALLOY.
- ③ CONTACT PLATING: NOBLE METAL PLATING ON CONTACT FUNCTIONAL AREA OF POWER AND SIGNAL CONTACTS
- ④ MECHANICAL CONNECTOR KEEP OUT ZONE. WHEN PLACING CONNECTORS END-TO-END, ALLOW ADDITIONAL 0.1 CLEARANCE BETWEEN CONNECTORS FOR LATCH ACTIVATION.
- ⑤ DATUM AND BASIC DIMENSIONS ESTABLISHED BY CUSTOMER.
- ⑥ PCB - ALL HOLE DIAMETERS ARE FINISHED HOLE SIZES.
- ⑦ PCB - .0453±.0010 DRILLED HOLES PLATED WITH .0003 MIN Sn OVER .001 TO .003 Cu PLATING TO ACHIEVE A .040 DIA HOLE.



A4	1.170	1.280	1.300	.375	1.600	.210	3P	6450529-6
A3	2.620	2.730	2.750	.300	3.050	.260	8ACP	6450529-5
	2.070	2.180	2.200	.300	2.500	.285	6ACP	6450529-4
	1.720	1.830	1.850	.250	2.150	.235	6P	6450529-3
	2.220	2.330	2.350	.250	2.650	.235	8P	6450529-1
	DIM P	DIM N	DIM D	DIM S	DIM L	DIM K	DESCRIPTION	PART NUMBER

THIS DRAWING IS A CONTROLLED DOCUMENT.

DIMENSIONS: INCHES

TOLERANCES UNLESS OTHERWISE SPECIFIED:

0 PLC	±
1 PLC	±.01
2 PLC	±.005
3 PLC	±.0020
4 PLC	±.0020
ANGLES	±.0020

MATERIAL: ② FINISH: ③

THIS DRAWING IS A CONTROLLED DOCUMENT. DWN: S.ZHAO 27MAR2006, CHK: S.ZHAO 27MAR2006, APVD: S.YAO

NAME: RIGHT ANGLE HEADER ASSEMBLY W/ LATCH RECEIVERS AND PF CONTACTS MULTI-BEAM XL

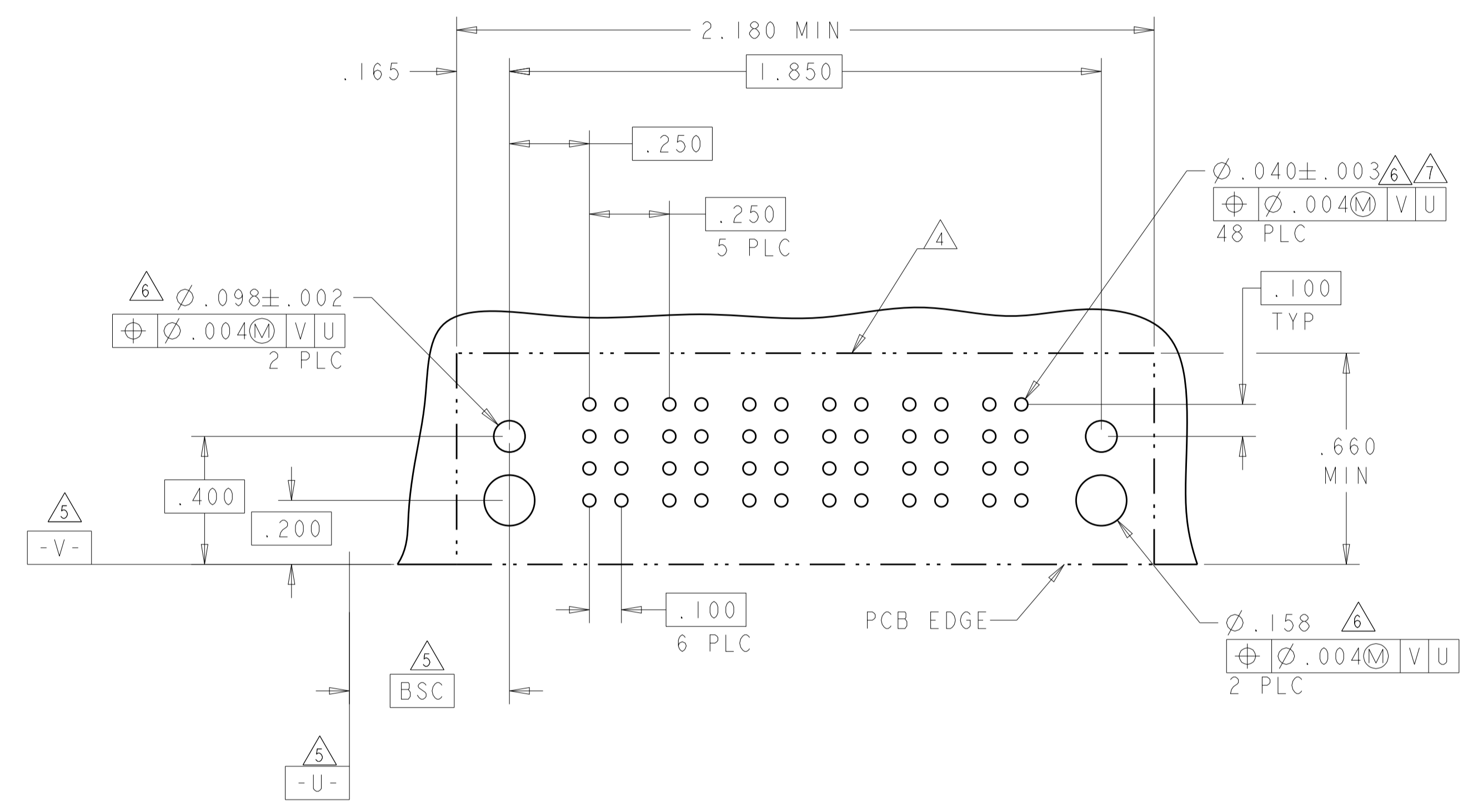
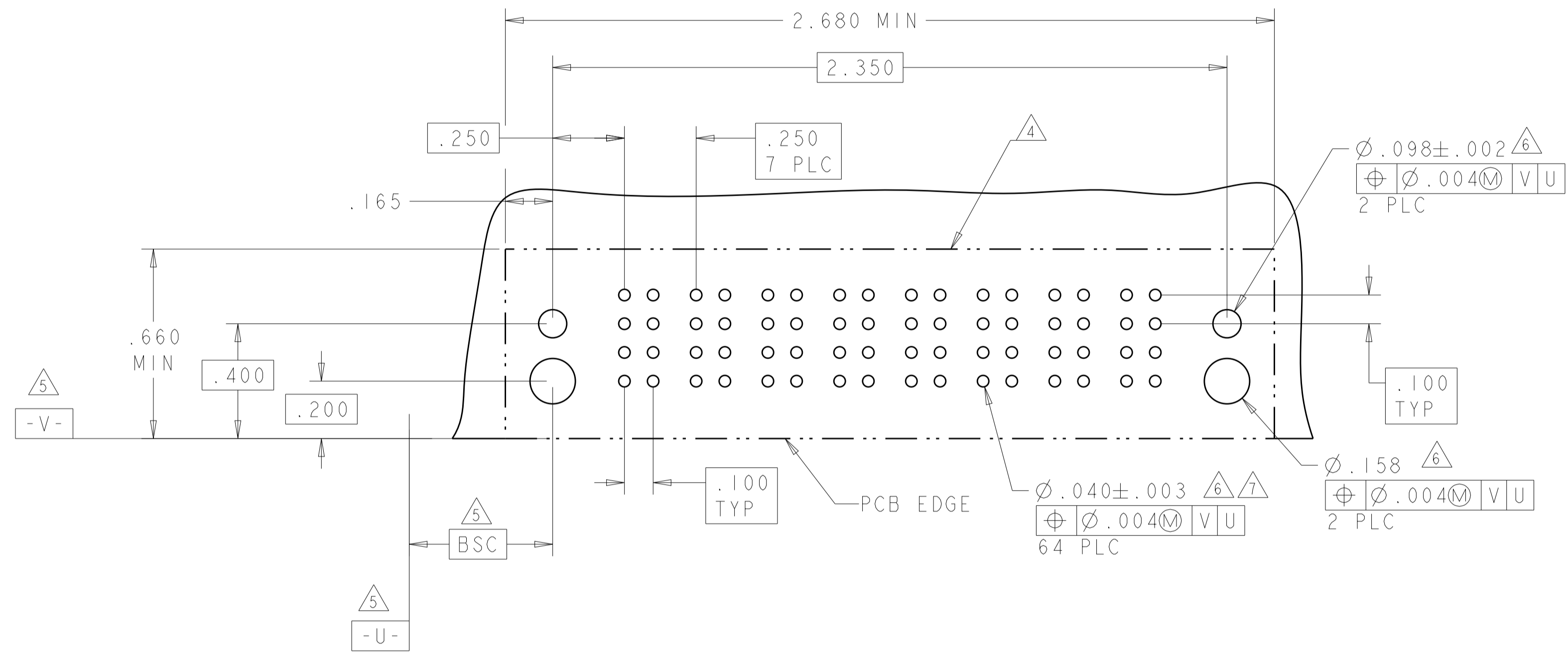
PRODUCT SPEC: 108-1973, APPLICATION SPEC: 114-13038, SIZE: A1, CAGE CODE: 00779, DRAWING NO: 6450529, WEIGHT: -

CUSTOMER DRAWING SCALE: 4:1 SHEET: 1 OF 4 REV: A4

LOC		DIST		REVISIONS			
ES	00	P	LTN	DESCRIPTION	DATE	OWN	APVD
-	-	-	-	SEE SHEET 1	-	-	-

PART NUMBER	ROWS	POWER							
		P1	P2	P3	P4	P5	P6	P7	P8
6450529-1	D C B A	PT	PT	PT	PT	PT	PT	PT	PT
8P		HD							HD

PART NUMBER	ROWS	POWER					
		P1	P2	P3	P4	P5	P6
6450529-3	D C B A	PT	PT	PT	PT	PT	PT
6P		HD					HD



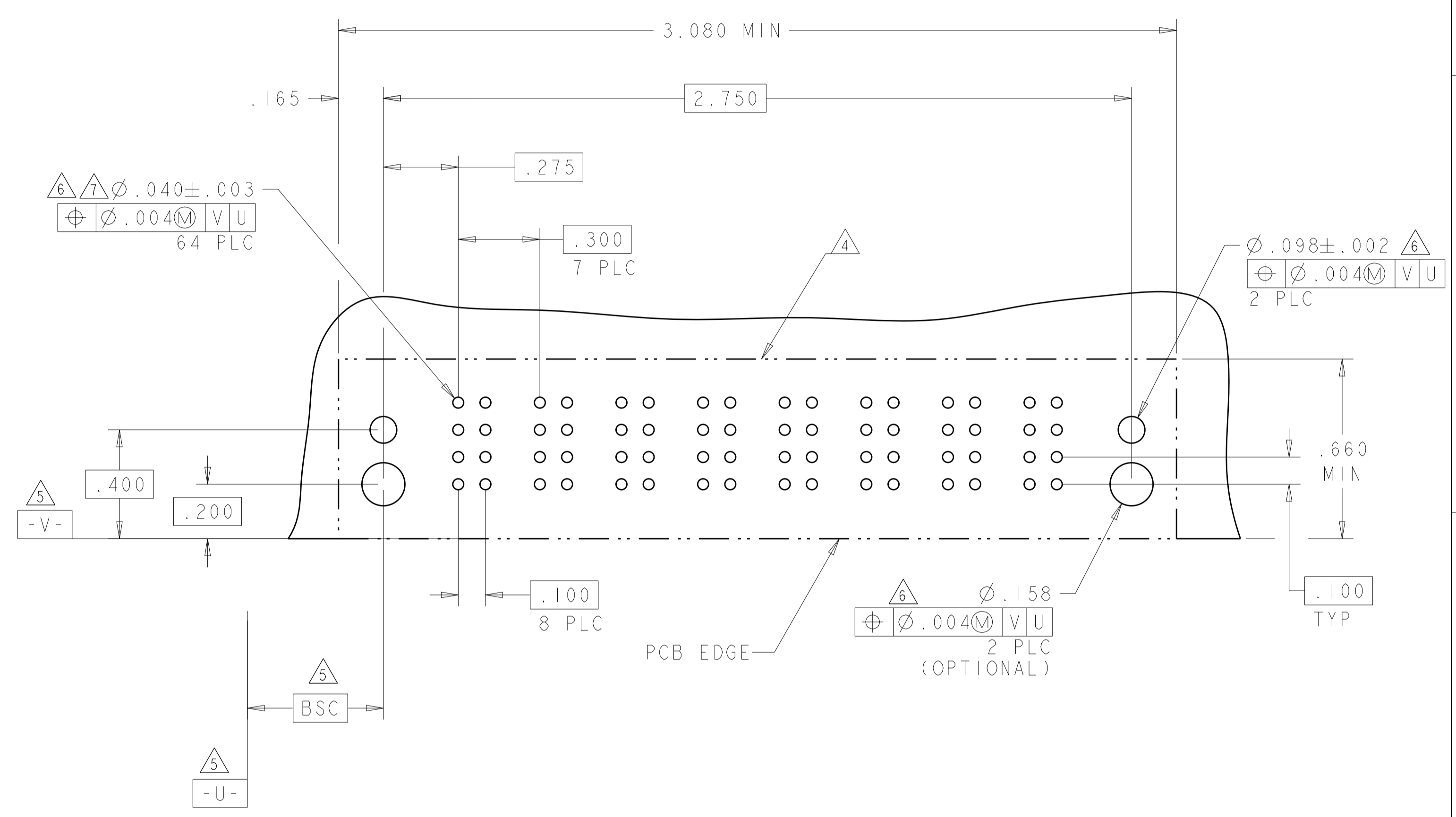
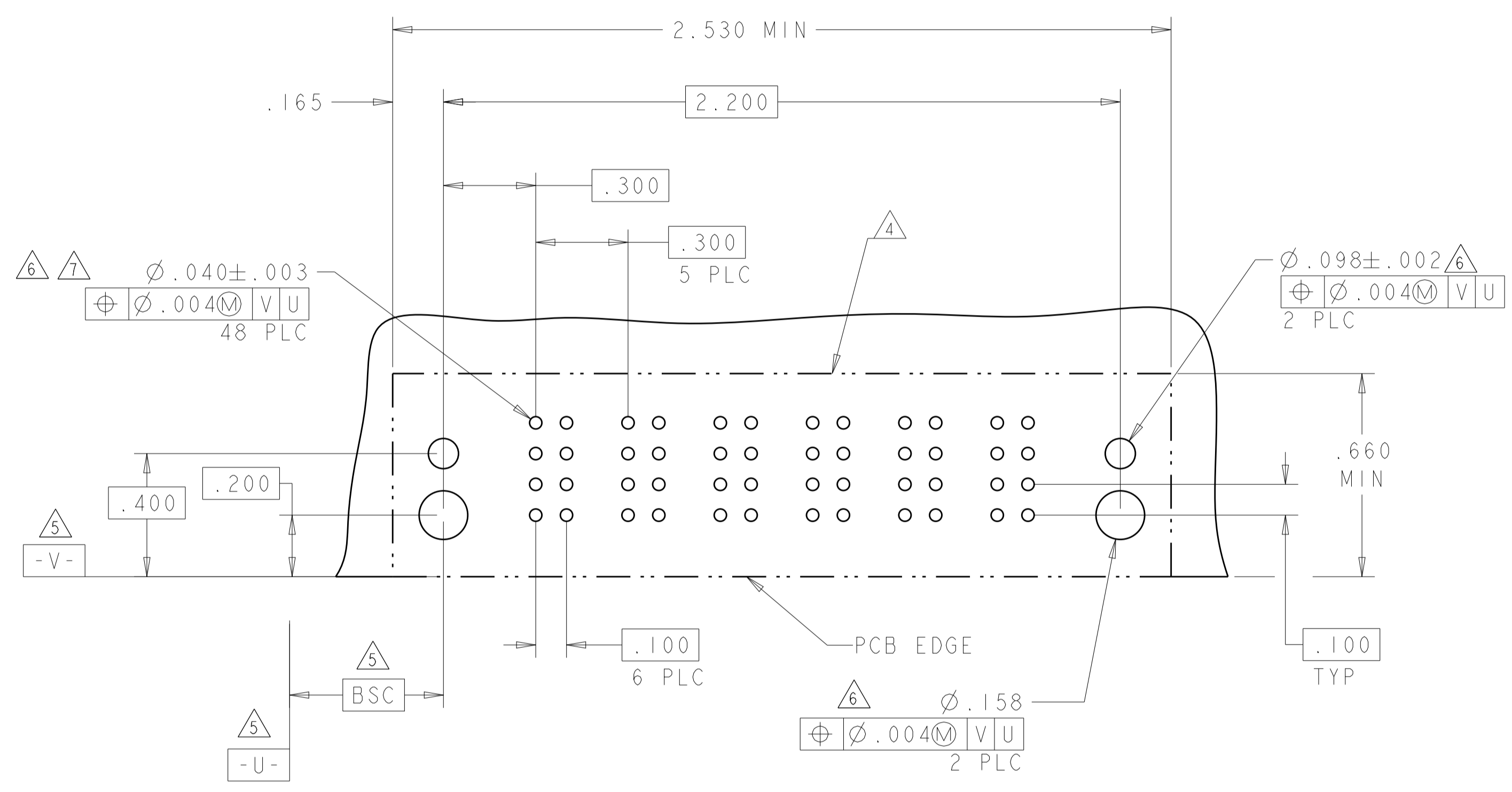
PT	STD POWER PRESS FIT CONTACT .120 LG
CODE	TAIL LENGTH
	CONTACT TABLE

THIS DRAWING IS A CONTROLLED DOCUMENT.		OWN S. ZHAO 27MAR2006	NAME	
DIMENSIONS: INCHES		CHK S. ZHAO 27MAR2006	RIGHT ANGLE HEADER ASSEMBLY W/ LATCH RECIEVERS AND PF CONTACTS MULTI-BEAM XL	
TOLERANCES UNLESS OTHERWISE SPECIFIED:		APVD S. YAO	PRODUCT SPEC	
0 PLC ± .01			108-1973	
1 PLC ± .01			APPLICATION SPEC	
2 PLC ± .005			SIZE CAGE CODE DRAWING NO	
3 PLC ± .002			A100779C=6450529	
4 PLC ± .0020			RESTRICTED TO	
ANGLES ± 2°			CUSTOMER DRAWING	
MATERIAL		WEIGHT	SCALE 4:1 SHEET 2 OF 4 REV A4	

LOC	DIST	REV	DATE	BY	APPV
ES	00				
DESCRIPTION			DATE	BY	APPV
SEE SHEET 1			-	-	-

PART NUMBER	ROWS	POWER					
		P1	P2	P3	P4	P5	P6
6450529-4	D C B A	PT	PT	PT	PT	PT	PT
6ACP		HD					HD

PART NUMBER	ROWS	POWER							
		P1	P2	P3	P4	P5	P6	P7	P8
6450529-5	D C B A	PT	PT	PT	PT	PT	PT	PT	PT
8ACP		HD							HD

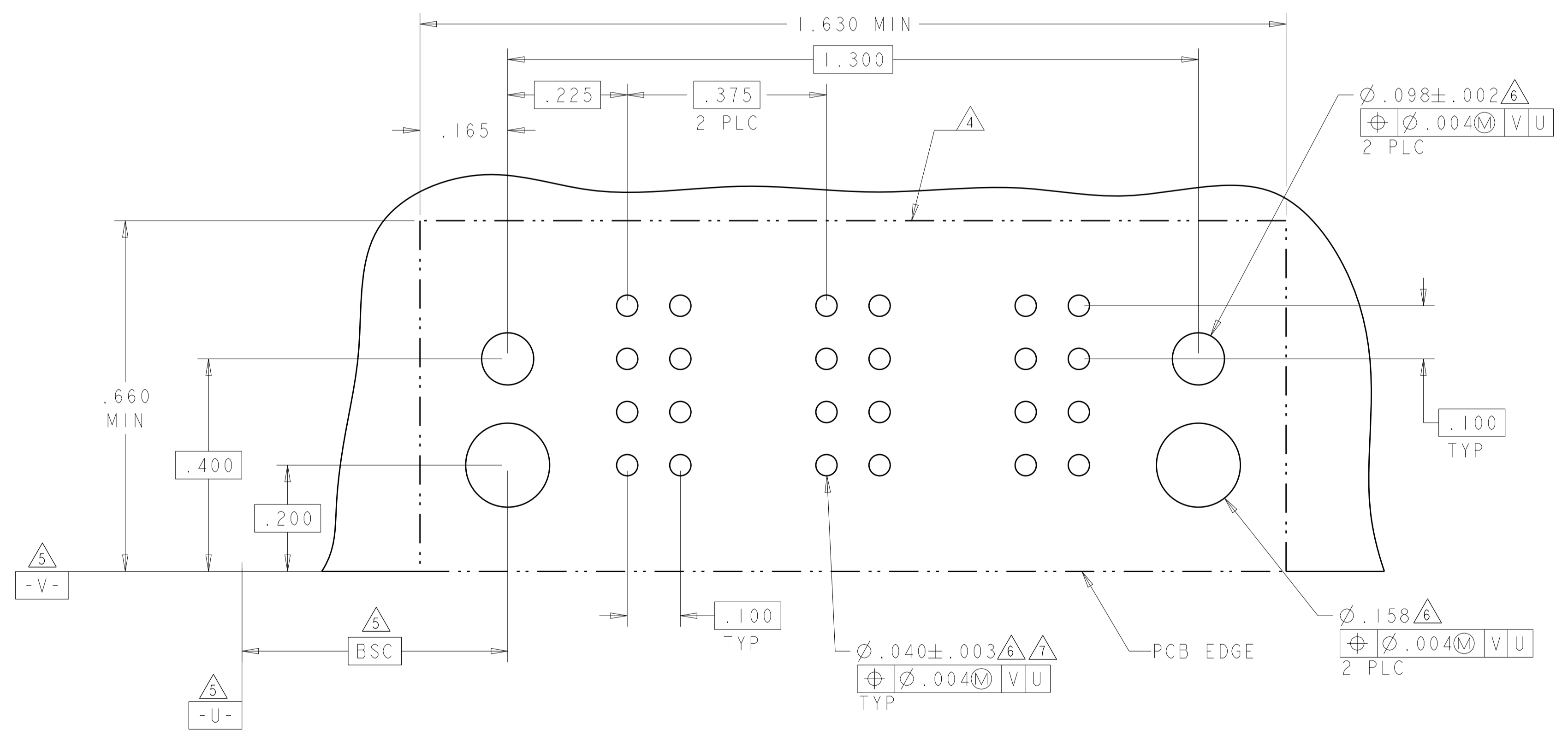


THIS DRAWING IS A CONTROLLED DOCUMENT.		DWN: S. ZHAO 27MAR2006 CHK: S. ZHAO 27MAR2006 APVD: S. YAO	<b>STE</b> TE Connectivity
DIMENSIONS: INCHES	TOLERANCES UNLESS OTHERWISE SPECIFIED: 0 PLC ± 1 PLC ±.01 2 PLC ±.01 3 PLC ±.005 4 PLC ±.0020 ANGLES ±.2° FINISH	NAME: RIGHT ANGLE HEADER ASSEMBLY W/ LATCH RECEIVERS AND PF CONTACTS MULTI-BEAM XL PRODUCT SPEC: 108-1973 APPLICATION SPEC: SIZE: 114-13038 WEIGHT:	RESTRICTED TO:
MATERIAL:	FINISH:	CUSTOMER DRAWING SCALE: 4:1 SHEET: 3 OF 4 REV: A4	A100779 ©=6450529

LOC	DIST	REVISIONS			
P	LTH	DESCRIPTION	DATE	DWN	APVD
-	-	SEE SHEET 1	-	-	-

PART NUMBER	ROWS	POWER		
		P1	P2	P3
6450529-6	D C B A	PT	PT	PT
3P				

A4



THIS DRAWING IS A CONTROLLED DOCUMENT.		DWN S. ZHAO 27MAR2006	TE Connectivity
DIMENSIONS: INCHES		CHK S. ZHAO 27MAR2006	
TOLERANCES UNLESS OTHERWISE SPECIFIED: 0 PLC ±. 1 PLC ±. 2 PLC ±.01 3 PLC ±.005 4 PLC ±.0020 ANGLES ±.2°		APVD S. YAO	NAME RIGHT ANGLE HEADER ASSEMBLY W/ LATCH RECIEVERS AND PF CONTACTS MULTI-BEAM XL
MATERIAL		PRODUCT SPEC 108-1973	SIZE A100779
FINISH		APPLICATION SPEC 114-13038	DRAWING NO C=6450529
CUSTOMER DRAWING		WEIGHT	RESTRICTED TO
SCALE 4:1		SHEET 4 OF 4	REV A4