

NOTES:

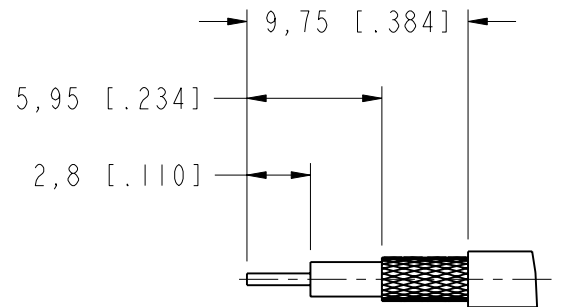
1. MATERIALS AND FINISHES:
  - HEX NUT - BRASS, NICKEL PLATING
  - LOCK WASHER - BRASS, NICKEL PLATING
  - FERRULE - COPPER, NICKEL PLATING
  - BODY - BRASS, NICKEL PLATING
  - CONTACT PIN - BRASS & PHOSPHOR BRONZE, GOLD PLATING
  - GASKET - SILICONE RUBBER, RED
  - INSULATOR - PTFE, NATURAL
2. ELECTRICAL:
  - A. IMPEDANCE: 50 OHM
  - B. FREQUENCY RANGE: DC - 11 GHz
  - C. D.W.V: 1500 VRMS, MIN.
3. MECHANICAL:
  - A. DURABILITY: 500 CYCLES MIN.
  - B. TEMPERATURE RANGE: -65°C TO +165°C
4. CRIMPED FERRULE HEX CRIMP SIZE .128"
5. CONTACT PIN TO SOLDER
6. MAX. PANEL THICKNESS=4.2 mm

7 SHOWS CABLE ENTRY DIMENSIONS.

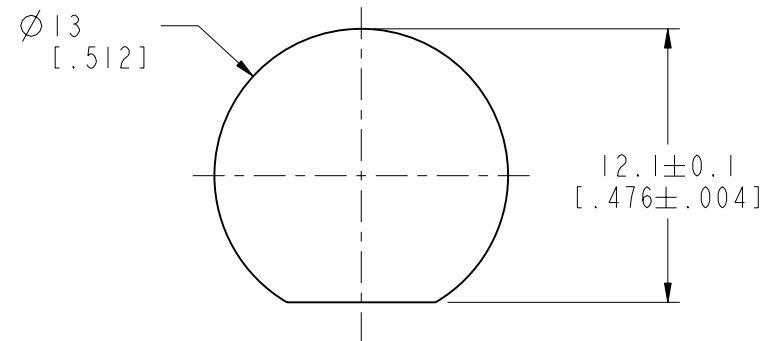
THIRD ANGLE PROJ.

REVISIONS

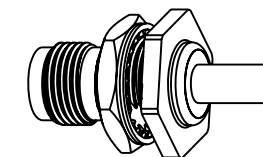
REV	DESCRIPTION	DATE	ECO	APPR
NC	INITIAL RELEASE	23-Feb-10	----	KL
B	SYNC, CHANGE NOTE 5\N/A	03-Sep-15	50738	SH



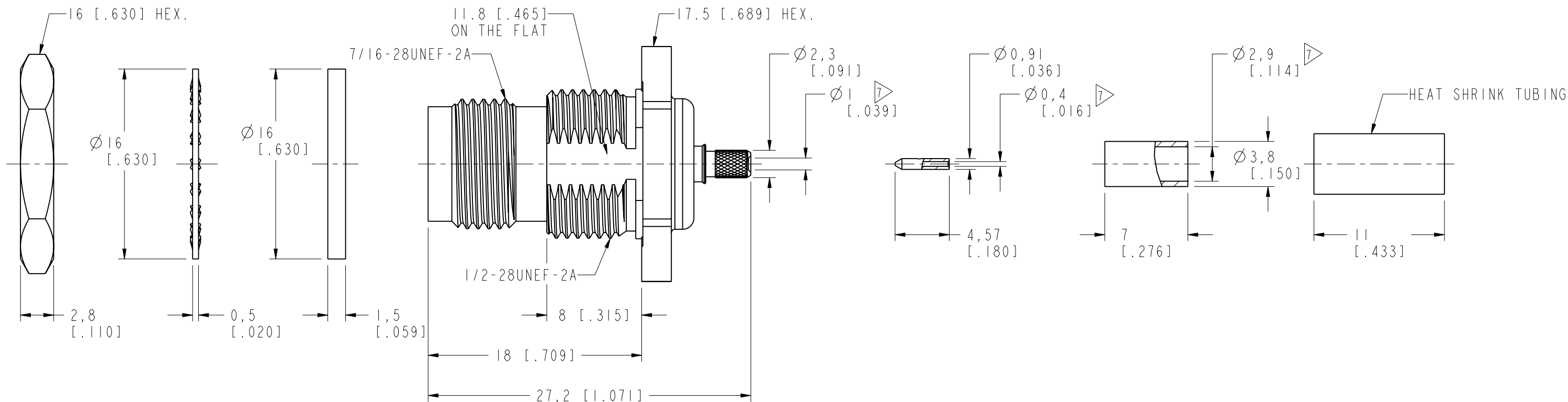
RECOMMENDED CABLE STRIPPING DIM'S



RECOMMENDED MOUNTING HOLE



SCALE 1.000



**CUSTOMER OUTLINE DRAWING**

ALL OTHER SHEETS ARE FOR INTERNAL USE ONLY

UNLESS OTHERWISE SPECIFIED, DIMENSIONS ARE IN METRIC AND TOLERANCES ARE:  
 < 0.5mm ± 0.05mm    0.5 - 6mm ± 0.1mm    6 - 30mm ± 0.2mm    30 - 120mm ± 0.3mm    ANGLES ± 1°

NOTICE - These drawings, specifications, or other data (1) are, and remain the property of Amphenol corp. (2) must be returned upon request; and (3) are confidential and not to be disclosed to any person other than those to whom they are given by Amphenol Corp. the furnishing of these drawings, specifications, or other data by Amphenol Corp., or to any other person to anyone for any purpose is not to be regarded by implication or otherwise in any manner licensing, granting rights to permitting such holder or any other person to manufacture, use or sell any product, process or design, patented or otherwise, that may in any way be related to or disclosed by said drawings, specifications, or other data.

MATERIAL	DRAWN M. ZHANG	DATE 28-Aug-15	TITLE TNC BULKHEAD CRIMP JACK, IP-67 COMPLIANT (FOR RG-178B/U, 196A/U CABLE)	Amphenol RF www.amphenolrf.com
REFERENCE AND CONFIGURATION LEVEL: In Work	ENGINEER C. WANG	DATE 25-Jun-10		
FINISH	APPROVED S. HSIEH	DATE 28-Aug-15	SCALE: 3.0:1.0	DRAWING NO. T6421G7-001-NT3G-50
	CAD FILE		SHEET 2 OF 2	ITEM NO. 026421ACY16NA5F
			DWG SIZE B	PART NO. 122370-11
			REV B	