



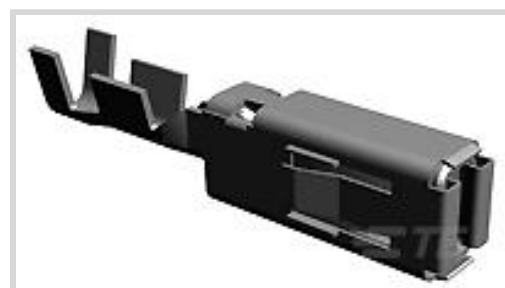
**AMP | AMP MCP Connector System**

TE Internal #: 1-968849-3

Automotive Terminals, Receptacle, Mating Tab Width 2.8 mm [.11 in], Tab Thickness .8 mm [.031 in], 20 – 17 AWG Wire Size, AMP MCP Connector System

[View on TE.com >](#)

Terminals & Splices > Automotive Terminals > AMP MCP, RECEPTACLE AND TAB



Terminal Type: **Receptacle**

Mating Tab Width: **2.8 mm [.11 in]**

Mating Tab Thickness: **.8 mm [.031 in]**

Terminal Transmits: **0 – 24 A (Low Power)**

Wire Size: **20 – 17 AWG**

[All AMP MCP, RECEPTACLE AND TAB \(129\)](#)

## Features

### Product Type Features

Receptacle Style	180°
Sealable	No
Primary Locking Feature	Locking Lance

### Contact Features

Contact Size	2.8mm
Contact Fabrication	Stamped & Formed
Wire Contact Termination Area Plating Material	Silver
Typical Current Rating	15 A
Crimp Type	F-Crimp
Terminal Type	Receptacle
Mating Tab Width	2.8 mm[.11 in]
Mating Tab Thickness	.8 mm[.031 in]
Interface Plating	Silver (Ag)

### Termination Features

Termination Method to Wire & Cable	Crimp
Product Terminates To	Wire

### Dimensions



Compatible Insulation Diameter Range	1.3 – 2.1 mm [.051 – .083 in]
Wire Size	.5 – 1 mm <sup>2</sup>
Wire Size Search	17 AWG, 18 AWG, 19 AWG, 20 AWG

### Usage Conditions

Insulation Option	Uninsulated
Operating Temperature (Max)	80 °C, 85 °C, 90 °C, 100 °C, 105 °C, 110 °C, 120 °C, 125 °C, 130 °C, 140 °C [176 °F][185 °F][194 °F][212 °F][221 °F][230 °F][248 °F][257 °F][266 °F][284 °F]
Operating Temperature Range	-40 – 140 °C [-40 – 284 °F]

### Operation/Application

Compatible With Wire Base Material	Copper
------------------------------------	--------

### Industry Standards

Agency/Standard	LV214
-----------------	-------

### Packaging Features

Packaging Quantity	4500
Packaging Method	Reel

### Other

Terminal Transmits	0 – 24 A (Low Power)
--------------------	----------------------

## Product Compliance

[For compliance documentation, visit the product page on TE.com>](#)

EU RoHS Directive 2011/65/EU	Compliant
EU ELV Directive 2000/53/EC	Compliant
China RoHS 2 Directive MIIT Order No 32, 2016	No Restricted Materials Above Threshold
EU REACH Regulation (EC) No. 1907/2006	Current ECHA Candidate List: JUNE 2023 (235) Candidate List Declared Against: JAN 2023 (233) Does not contain REACH SVHC
Halogen Content	Low Halogen - Br, Cl, F, I < 900 ppm per homogenous material. Also BFR/CFR/PVC Free
Solder Process Capability	Not applicable for solder process capability

Product Compliance Disclaimer

This information is provided based on reasonable inquiry of our suppliers and represents our current actual knowledge based on the information they provided. This information is subject to change. The part numbers that TE has identified as EU RoHS compliant have a maximum concentration of 0.1% by weight in homogenous materials for lead, hexavalent chromium, mercury, PBB, PBDE, DBP, BBP, DEHP, DIBP, and 0.01% for cadmium, or qualify for an exemption to these limits as defined in the Annexes of Directive 2011/65/EU (RoHS2). Finished electrical and electronic equipment products will be CE marked as required by Directive 2011/65/EU. Components may not be CE marked. Additionally, the part numbers that TE has identified as EU ELV compliant have a maximum concentration of 0.1% by weight in homogenous materials for lead, hexavalent chromium, and mercury, and 0.01% for cadmium, or qualify for an exemption to these limits as defined in the Annexes of Directive 2000/53/EC (ELV). Regarding the REACH Regulation, the information TE provides on SVHC in articles for this part number is based on the latest European Chemicals Agency (ECHA) 'Guidance on requirements for substances in articles' posted at this URL: <https://echa.europa.eu/guidance-documents/guidance-on-reach>

## Compatible Parts



TE Part # CAT-AM705-CH8173  
AMP MCP Unsealed Connector Housings



TE Part # 2305570-1  
Strip Terminal Cutter-Side Feed-No Crimp



TE Part # 1355333-3  
48POS MIXED MQS REC



TE Part # 1718149-1  
AMP MCP 2.8 SOCKET HSG 16 POS. ASSY



TE Part # 1801567-1  
MINIFUSE HOLDER, 8 POS, MCP CONTACT



TE Part # 2-1670442-9  
38POS,MIXED,REC. HSG



TE Part # 2-2151164-1  
OCEAN\_2.0\_APPLICATOR-S-080F100OV



TE Part # 2-2151164-2  
OCEAN\_2.0\_APPLICATOR-S-080F100OV



TE Part # 2151164-1  
OCEAN\_2.0\_APPLICATOR-S-080F100OV



TE Part # 2151164-2  
OCEAN\_2.0\_APPLICATOR-S-080F100OV



TE Part # 2209893-1  
BCM 14P MCP2.8 SOCKET



TE Part # 2209895-1  
BCM 14P MCP2.8 COVER ASSY



TE Part # 5-2151164-1  
OCEAN\_2.0\_APPLICATOR-S-080F100OV



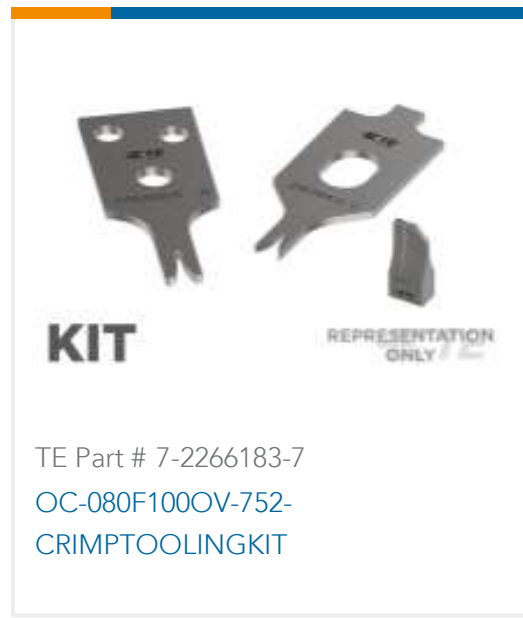
TE Part # 5-2151164-2  
OCEAN\_2.0\_APPLICATOR-S-080F100OV




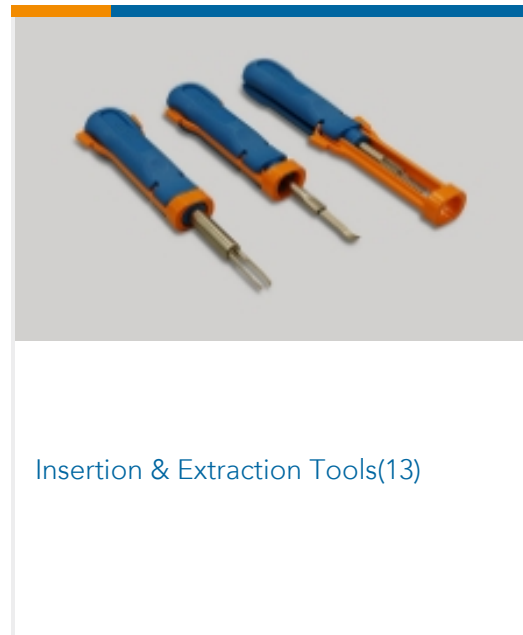
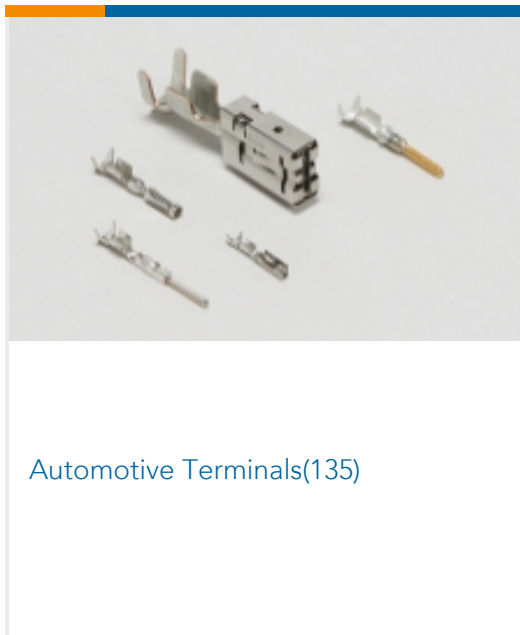
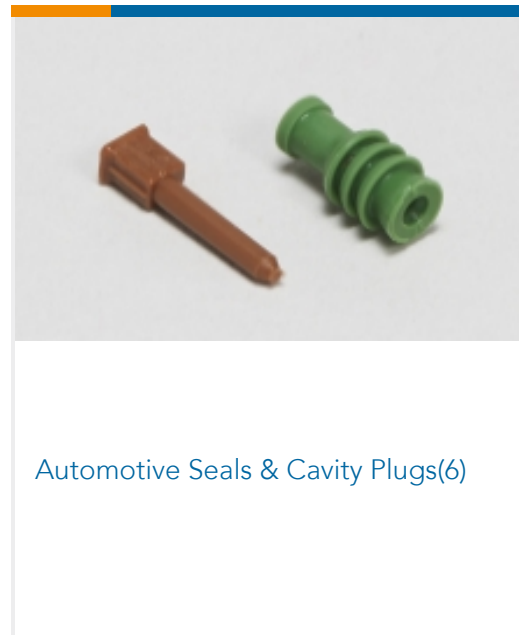
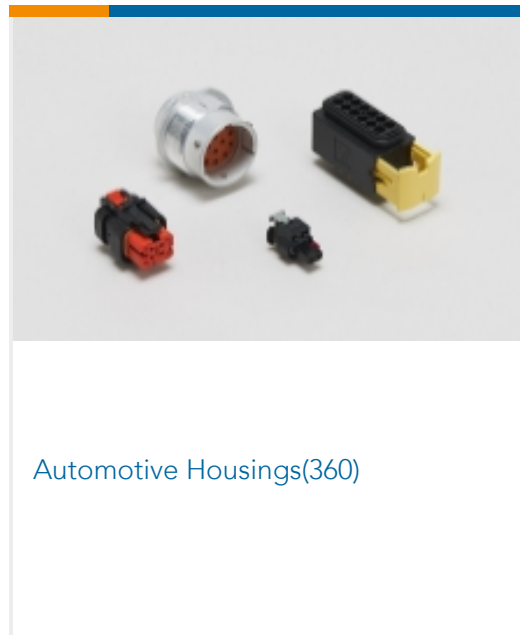


TE Part # 7-2151164-1  
OCEAN\_2.0\_APPLICATOR-S-080F100OV



TE Part # 7-2151164-2  
OCEAN\_2.0\_APPLICATOR-S-080F100OV



Also in the Series | AMP MCP Connector System



Customers Also Bought





## Documents

### Product Drawings

#### AMP MCP 2.8, CONTACT

English

### CAD Files

#### Customer View Model

[ENG\\_CVM\\_1-968849-3\\_J3.3d\\_igs.zip](#)

English

#### Customer View Model

[ENG\\_CVM\\_1-968849-3\\_J3.3d\\_stp.zip](#)

English

#### Customer View Model

[ENG\\_CVM\\_1-968849-3\\_J3.2d\\_dxf.zip](#)

English

### 3D PDF

English

By downloading the CAD file I accept and agree to the [Terms and Conditions](#) of use.

### Product Specifications

#### Application Specification

English

#### Application Specification

German

#### Application Specification

English

### Product Environmental Compliance

[MD\\_1-968849-3\\_05032018313\\_dmtec](#)

English

[MD\\_1-968849-3\\_05032018313\\_dmtec](#)

English