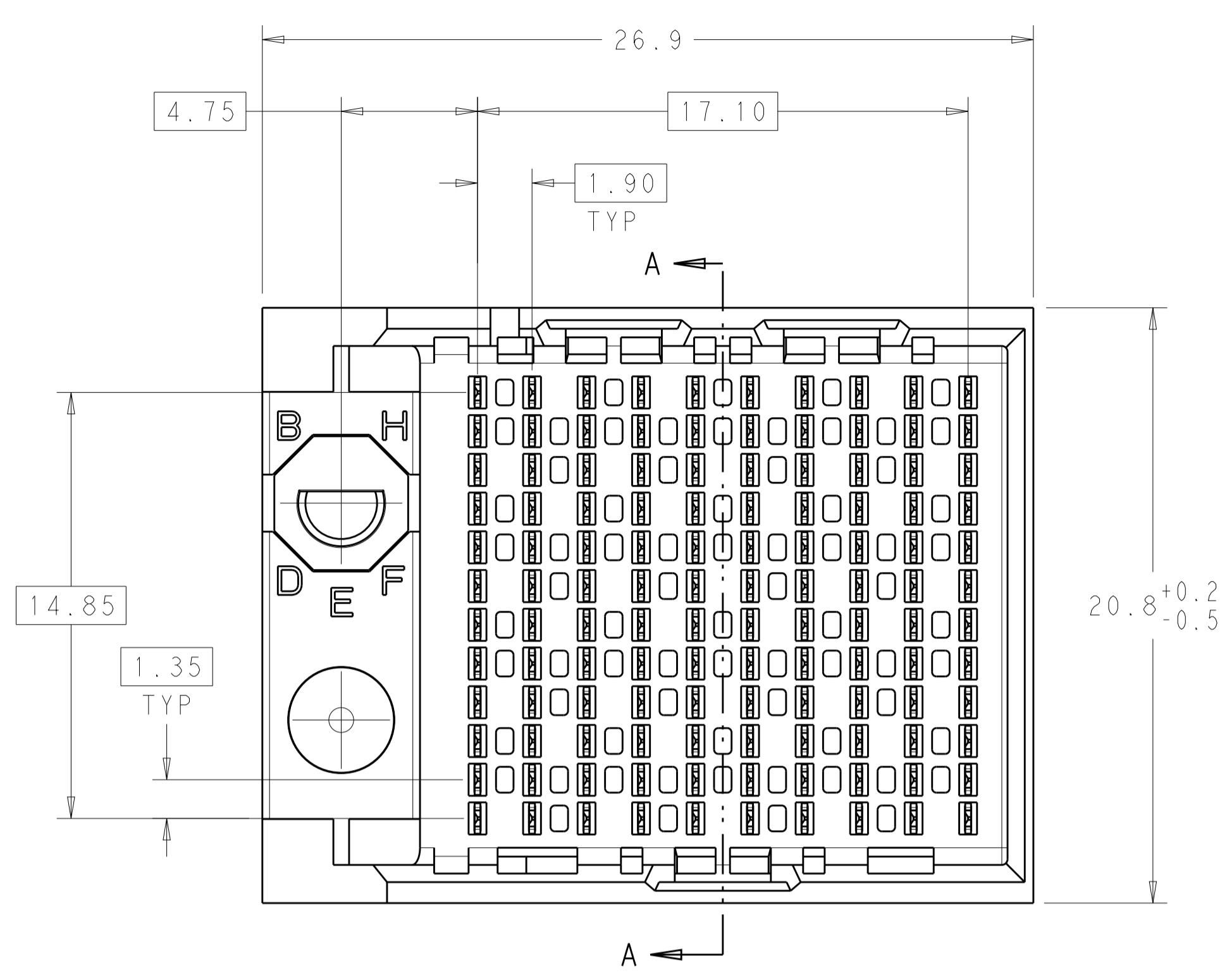
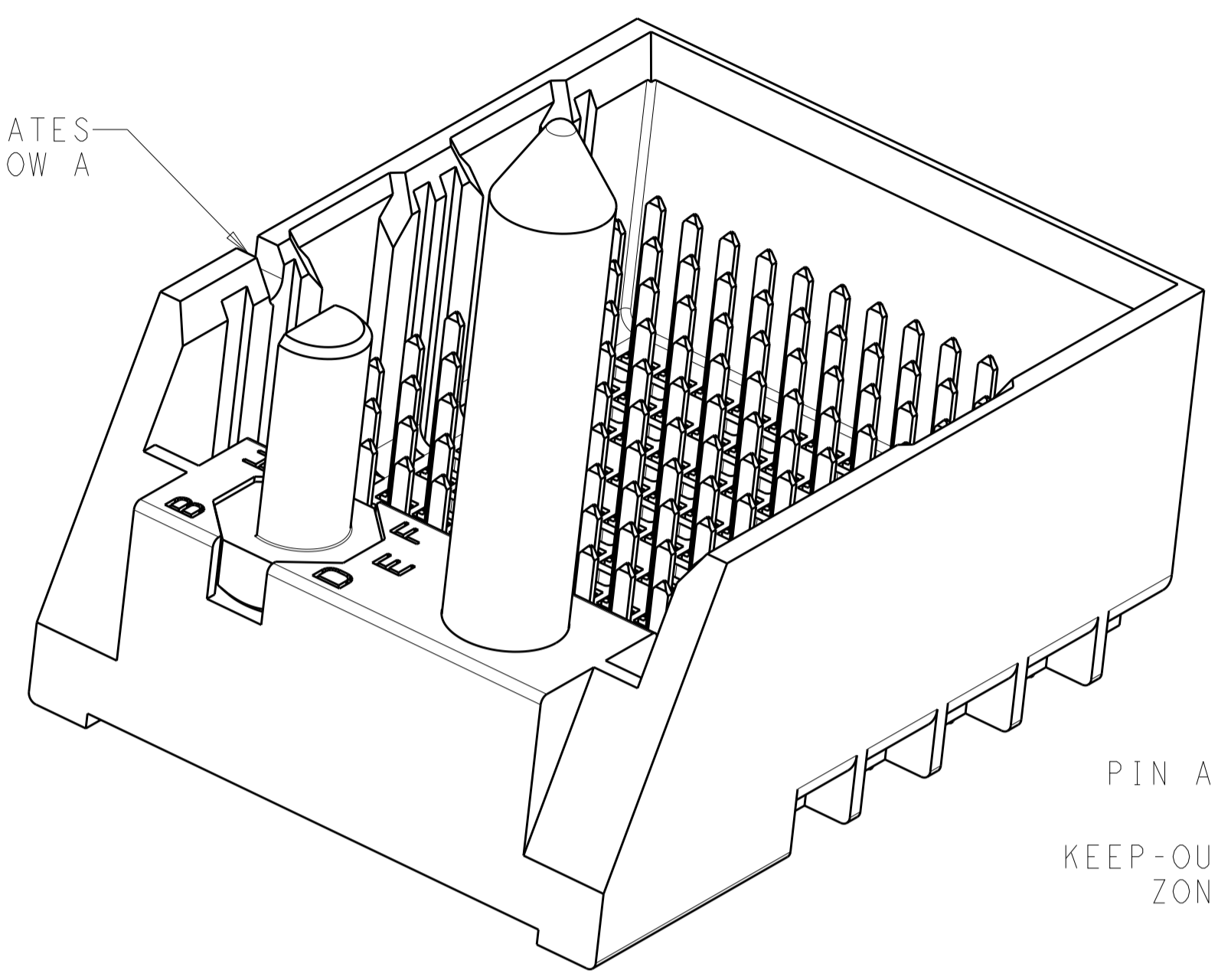


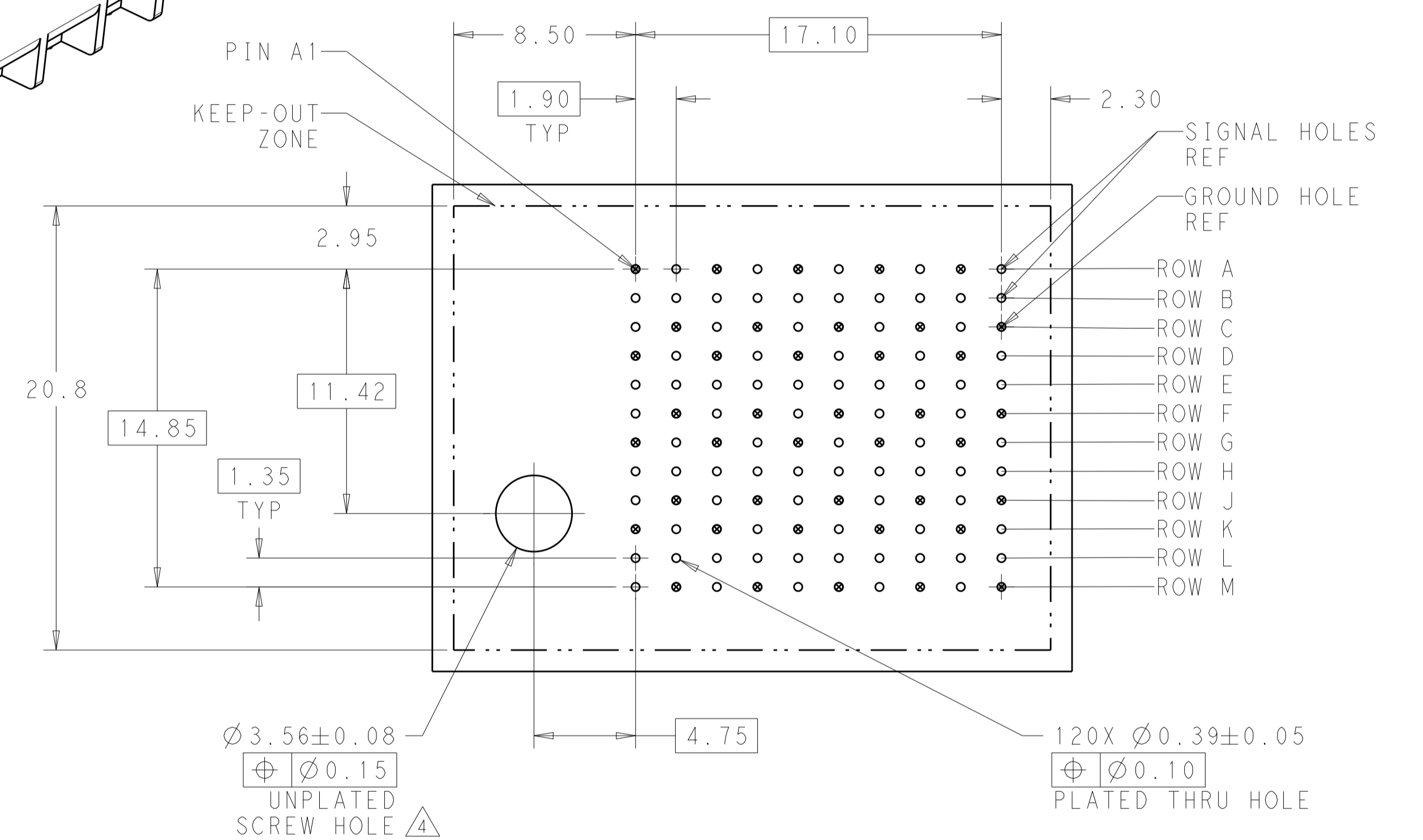
LOC		DIST		REVISIONS			
P	LTN	DATE	DMN	APVD			
B1		REVISED PER ECO-15-001494	04FEB2015	AP	DD		



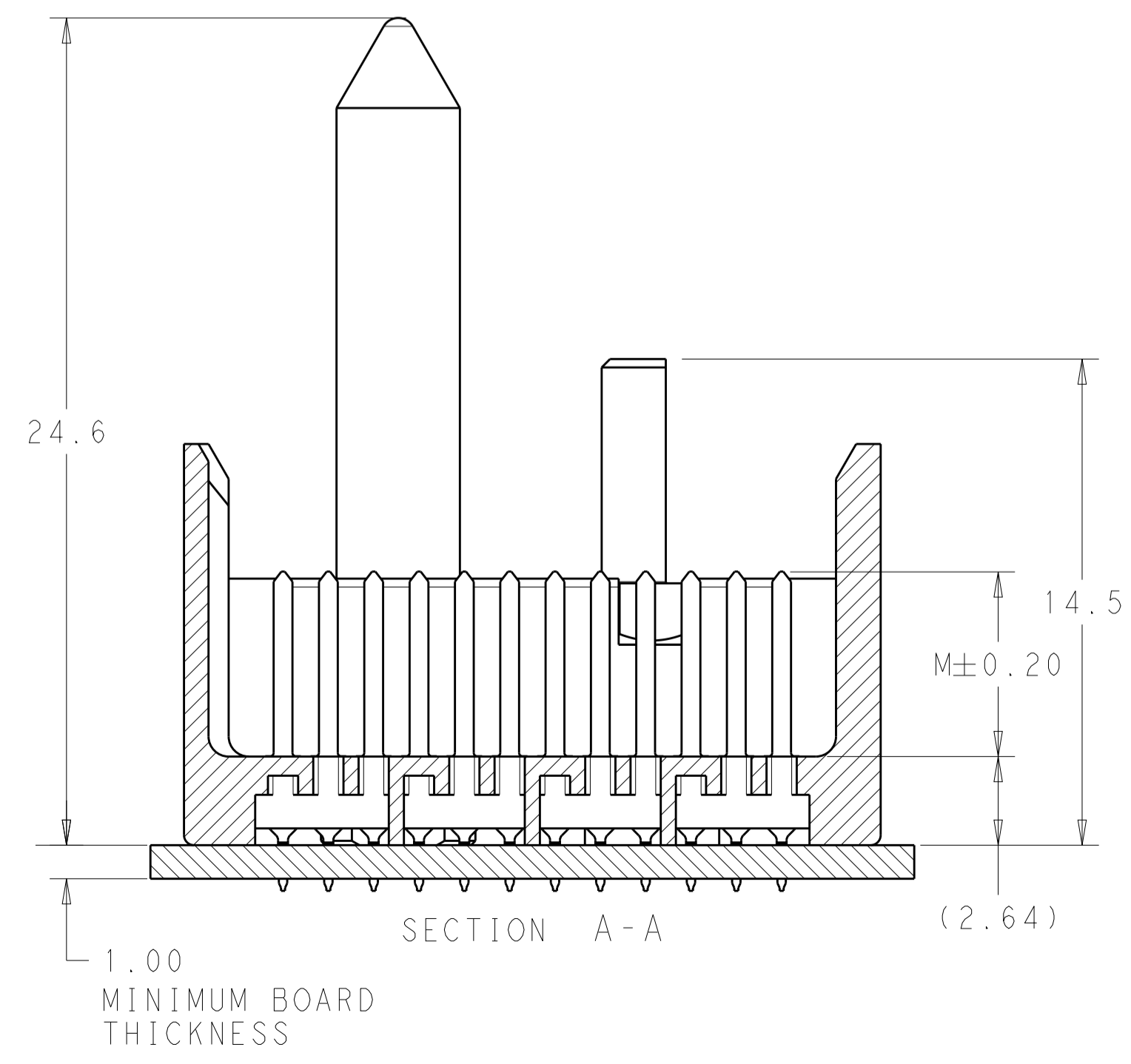
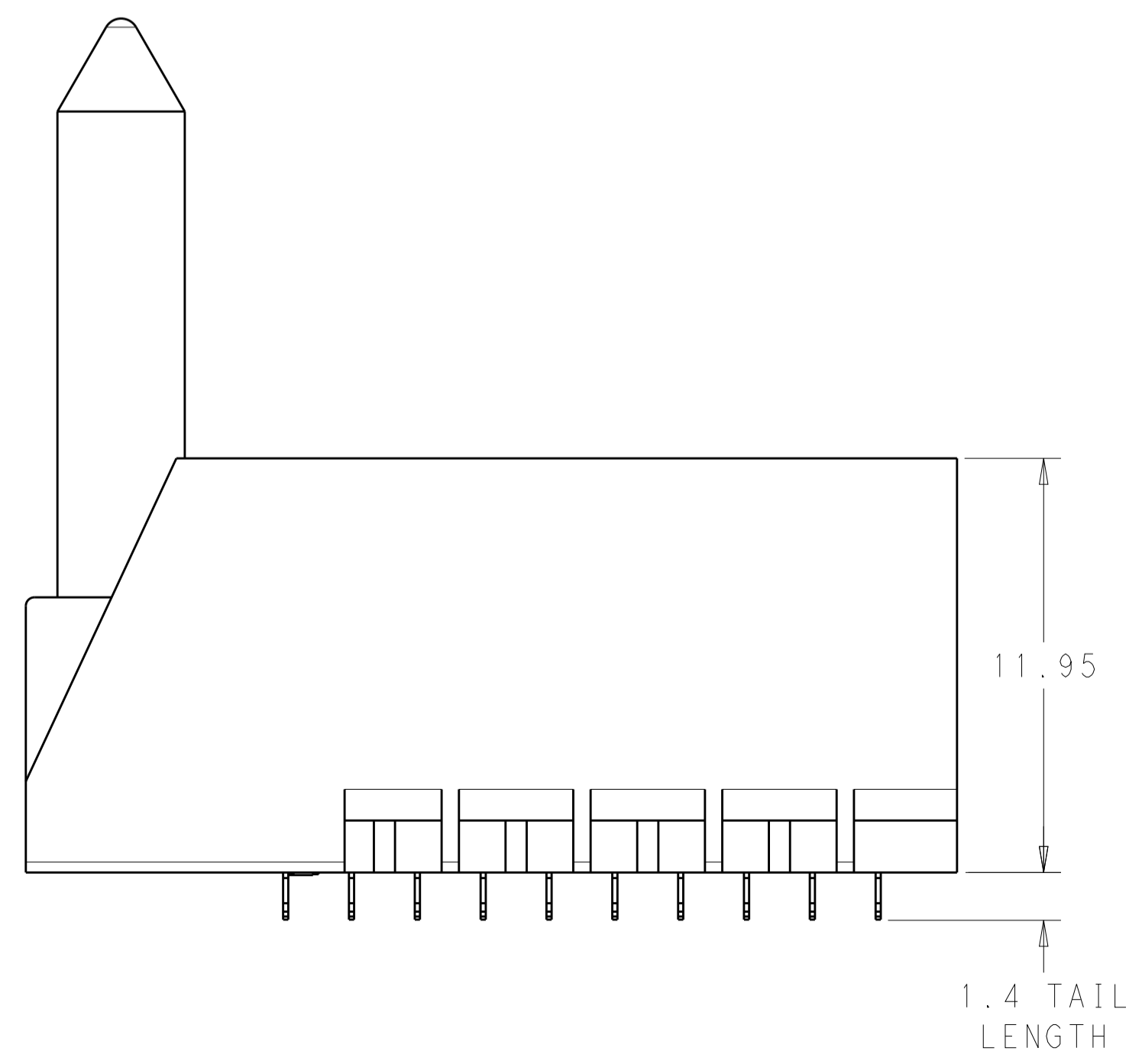
NOTCH DESIGNATES ROW A



- ⚠ MATERIAL:
HOUSING: LCP, GLASS FILLED, UL94V-0.
TERMINALS: HIGH PERFORMANCE COPPER ALLOY.
- ⚠ FINISH:
30μ" MIN GOLD IN CONTACT AREA. SELECTIVE TIN ON PCB TAILS, NICKEL OVERALL.
- 3. SCREWS PACKAGED IN END OF PACKAGING TUBE.
- ⚠ FOR GROUNDED GUIDE PIN USE Ø3.56±0.08 PTH, Ø3.66 DRILL, AND Ø6.5 PAD
- 5. KEYING PIN SHOWN IN POSITION A, SEE KEYING CHART ON SHEET 2 FOR OTHER POSITIONS.



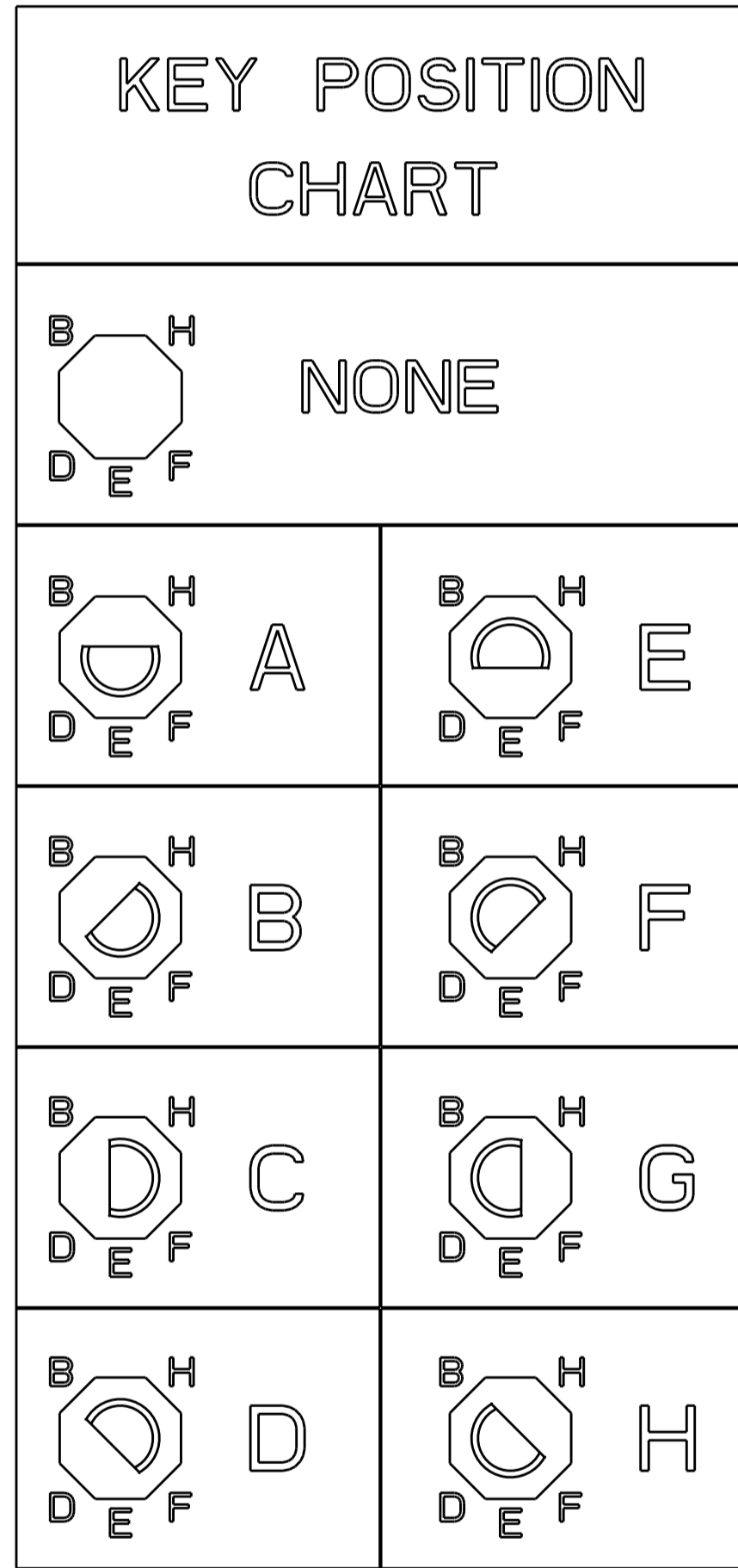
LEFT GUIDED BACKPLANE HOLE PATTERN (CONNECTOR SIDE)



THIS DRAWING IS A CONTROLLED DOCUMENT.		DMN: J. K. SHOBER 27DEC11	 TE Connectivity
DIMENSIONS: mm		CHK: J. EARY 27DEC11	
TOLERANCES UNLESS OTHERWISE SPECIFIED:		APVD: J. EARY 27DEC11	
0 PLC ±0.25 1 PLC ±0.13 2 PLC ±0.13 3 PLC ±0.13 4 PLC ±0.13 ANGLES ±0.13		NAME: IMPACT, 4 PAIR, 10 COLUMN, HEADER LEFT GUIDED, RIGHT END WALL SIGNAL MODULE, 0.39 PTH SIZE: A100779 CAGE CODE: C=2007811 DRAWING NO: 2007811	
MATERIAL: SEE TABLE		WEIGHT: -	RESTRICTED TO: -
FINISH: SEE TABLE		CUSTOMER DRAWING	SCALE: 6:1 SHEET 1 OF 2 REV: B1

THIS DRAWING IS UNPUBLISHED. RELEASED FOR PUBLICATION 20
 © COPYRIGHT 20 . ALL RIGHTS RESERVED.

LOC		DIST		REVISIONS			
AD	00	P	LTN	DESCRIPTION	DATE	DWN	APVD
		-		SEE SHEET 1		-	-



	H	5.5	8-2007811-3
	H	4.9	8-2007811-2
	H	4.5	8-2007811-1
	G	5.5	7-2007811-3
	G	4.9	7-2007811-2
	G	4.5	7-2007811-1
	F	5.5	6-2007811-3
	F	4.9	6-2007811-2
	F	4.5	6-2007811-1
	E	5.5	5-2007811-3
	E	4.9	5-2007811-2
	E	4.5	5-2007811-1
	D	5.5	4-2007811-3
	D	4.9	4-2007811-2
	D	4.5	4-2007811-1
	C	5.5	3-2007811-3
	C	4.9	3-2007811-2
	C	4.5	3-2007811-1
	B	5.5	2-2007811-3
	B	4.9	2-2007811-2
	B	4.5	2-2007811-1
	A	5.5	1-2007811-3
	A	4.9	1-2007811-2
	A	4.5	1-2007811-1
	-	5.5	2007811-3
	-	4.9	2007811-2
	-	4.5	2007811-1
FINISH	KEY POSITION	DIM M	PART NUMBER

REFER TO WWW.TE.COM
FOR PRODUCT AVAILABILITY

THIS DRAWING IS A CONTROLLED DOCUMENT.		DWN J. K. SHOBER 27DECT11	TE Connectivity
DIMENSIONS: mm		CHK J. EARY 27DECT11	
TOLERANCES UNLESS OTHERWISE SPECIFIED:		APVD J. EARY 27DECT11	NAME IMPACT, 4 PAIR, 10 COLUMN, HEADER LEFT GUIDED, RIGHT END WALL SIGNAL MODULE, 0.39 PTH SIZE CAGE CODE DRAWING NO RESTRICTED TO A100779C=2007811 WEIGHT CUSTOMER DRAWING SCALE 5:1 SHEET 2 OF 2 REV B1
0 PLC ±0.25 2 PLC ±0.13 3 PLC ± 4 PLC ± ANGLES ± FINISH SEE TABLE		PRODUCT SPEC	
		APPLICATION SPEC	
		REVISIONS	