

# 8-Port 10/100M N-Way Mini Switch



## User Guide

---

## Introduction

---

This user guide is applied to the 8 ports 10/100M N-Way Mini Switch . The 8-Port 10/100M N-Way Mini Switch is designed for easy installation and high performance in an environment where traffic on the network and the number of users increase continuously. Small businesses and corporate branch offices can now take full advantage of 100Mbps Fast Ethernet performance and preserve existing desktop investment with no changes required to PCs, NICs, cabling, drivers, or PC configurations.

---

## Key Features

---

- Conforms to IEEE 802.3 10BASE-T and IEEE 802.3u 100BASE-TX standards
- Eight 100/10Mbps RJ-45 ports
- Support store-and-forward mode switching
- Full and Half-Duplex mode operation
- IEEE802.3x flow control for Full-Duplex operation
- Back pressure for Half-Duplex flow control
- Support one Uplink port for expansion
- Auto-negotiation capability
- Source address learning and aging function
- LEDs to indicate : TEST, Speed/ACT.,FDX/COL., and Power status

---

## Performance Highlights

---

- Provide one Uplink port for uplink to another switch, hub or repeater
- Store-and-forward switching scheme capability to support rate adaptation and ensures data integrity
- Auto-negotiation on each port.
- Auto-polarity detection for correction of incorrect polarity on the received twisted pair on each port
- Data forwarding rate 148,800 pps per port at 100% of wirespeed
- Data filtering rate eliminates all error packets, runts, etc. at 148,800 pps per port at 100% of wire-speed
- The shortest forwarding latency time

# Package Contents

- One 8-Port 10/100M N-Way Mini Switch
- One External Power Adapter
- Two Screws
- Two Anchors
- This User Guide

## Hardware

The following describes the front panel, rear panel and LED indicators of the 8-Port 10/100M N-Way Mini Switch .

### Front Panel



### LED Indicators

LED	Color	Status	Description	Number of LED
Power	Green	On	Power on	1
Test	Yellow	On	Loop test error occurs	1
Speed/Act.	Green	On	100Mbps of connected port	8 ( 1-8 )
		Flashing	100Mbps for data receiving	
	Yellow	On	10Mbps of connected port	
		Flashing	10Mbps for data receiving	
FDX/Col.	Green	On	Full-Duplex status of connected port	8 ( 1-8 )
		Flashing	Collision occurs of 10M or 100M	

## Rear Panel



### 1. Uplink

The Uplink port is used to connect to other switches or hubs. The Uplink port is shared with the port #1.

### 2. RJ-45 Ports

Eight shielded RJ-45 ports, all come with auto-negotiation and operate at 10/100Mbps for connection to servers and hubs. All ports can be configured for Full/Half-Duplex mode.

### 3. Power Connector

For the external 7.5V DC power adapter that connects to the power outlet.

---

## Network Connection

---

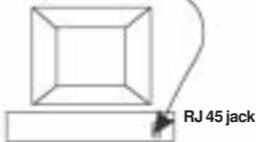
The following figures illustrate the connections of the 8-Port N-Way Mini Switch.

### *PC to Switch*

A PC can be connected to the 8-Port N-Way Mini Switch via a two-pair Category 3/4/5 UTP/STP straight cable. The PC (equipped with a RJ-45 100/10Mbps jack) should be connected to any of the eight ports.



The 8-Port N-Way Mini Switch

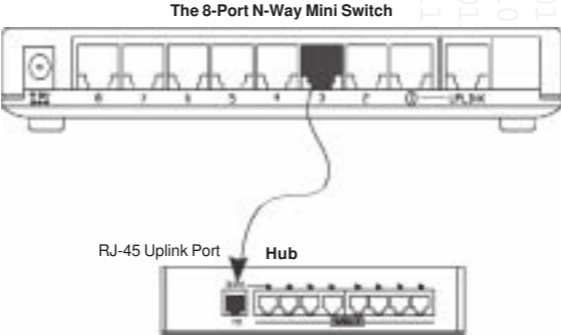


The following are LED indicator possibilities for a PC to the N-Way Mini Switch connection:

- 1. The Speed/Act. LED indicator illuminates upon hookup.
- 2. The FDX/Col. LED indicator depends upon LAN card capabilities.

**Switch to Hub**

A hub (10BASE-T or 100BASE-TX) can be connected to the N-Way Switch via a two-pair Category 3/4/5 UTP/STP straight cable. The connection is accomplished from any normal port of the N-Way Mini Switch to the uplink port of the connected hub.



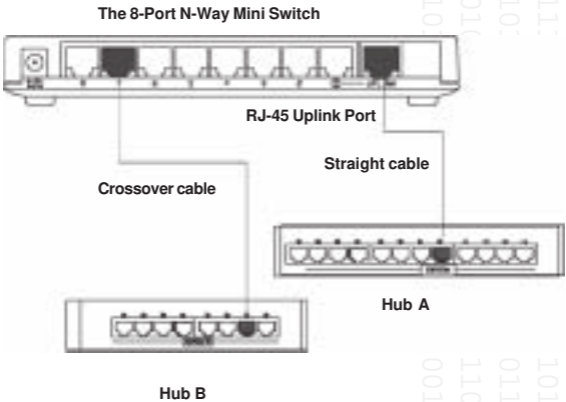
## Hub without Uplink Port

Using straight cable

When using straight cable, the connection can be made from the Uplink port shared with the port #8 of the 8-Port N-Way Mini Switch to any port of the Hub.

Using crossover cable

When using crossover cable, the connection can be made from any port (the port #1-8) of the 8-Port N-Way Mini Switch to any port of the Hub.



### Note:

The LED indicators for PC connection are dependant on the LAN card capabilities. If LED indicators are not illuminated after making a proper connection, check the PC LAN card, the cable, the N-Way Mini Switch conditions and the connections.

## 2-Years Warranty

The manufacturer warrants to the consumer that the product is free from defects in material or workmanship for a period of two years from the original purchase date.

### KEEP THIS FOR YOUR RECORDS

Model: \_\_\_\_\_ Serial: \_\_\_\_\_

Date Purchased: \_\_\_\_\_

Where Purchased: \_\_\_\_\_

From Whom: \_\_\_\_\_

**DISTRIBUTOR**

**TO:**

**ATTN:**

Place  
Stamp  
Here

### WARRANTY REGISTRATION CARD

Please complete this form and return it within 10 days of purchase to validate the warranty.

Name/Title: \_\_\_\_\_

Company: \_\_\_\_\_

Address: \_\_\_\_\_

Tel. No.: \_\_\_\_\_ Signature: \_\_\_\_\_

Purchase Model: \_\_\_\_\_ Serial No.: \_\_\_\_\_

Purchase from: \_\_\_\_\_

Address: \_\_\_\_\_

Date of Purchase: \_\_\_\_\_

## **FCC Statement**

This equipment can generate, use and radiate radio frequency energy and, if not installed and used in accordance with the instructions in this guide, may cause interference to radio communications. This equipment has been tested and found to comply with the limits for a Class A computing device pursuant to Subpart J of Part 15 of the FCC rules, which are designed to provide reasonable protection against radio interference when operated in a commercial environment. Operation of this equipment in a residential area is likely to cause interference, in which case the user, at his own expense, will be required to take whatever measures are necessary to correct the interference.

## **CE Declaration of conformity**

This equipment complies with the requirements relating to electromagnetic compatibility, EN 55022 class A for ITE and EN 50082-1. This meets the essential protection requirements of the European Council Directive 89/336/EEC on the approximation of the laws of the Member States relating to electromagnetic compatibility.

## **Trademarks**

All company, brand, and product names are trademarks or registered trademarks of their respective companies.