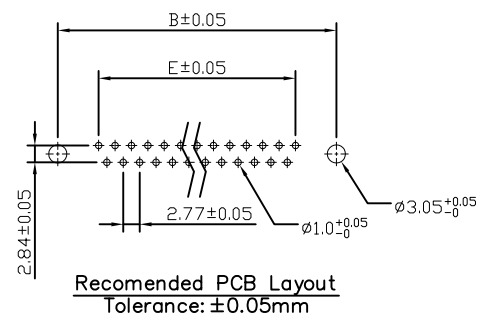
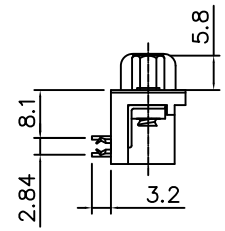
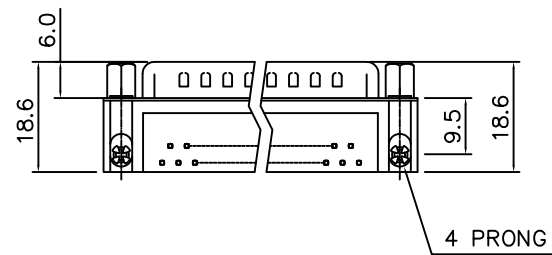
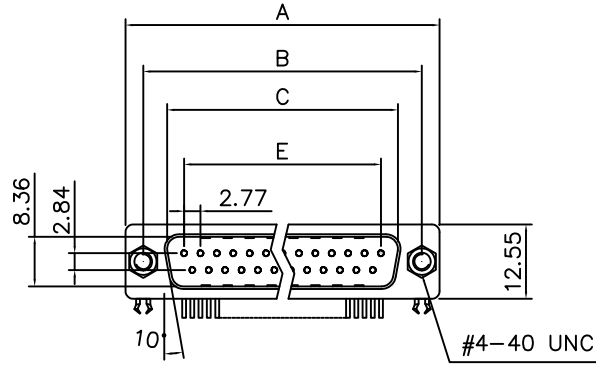


This document is the property of Amphenol Corporation and is delivered on the express condition that it is not to be disclosed, reproduced or used, in whole or in part, for manufacture or sale by anyone other than Amphenol Corporation without its prior consent, & that no right is granted to disclose or to use any information in this document.

# Customer drawing



## Dimensions

Positions	A	B	C	E
9	30.81	24.99	16.92	11.08
15	39.20	33.30	25.25	19.39
25	53.05	47.04	38.96	33.24
37	69.40	63.50	55.42	49.86

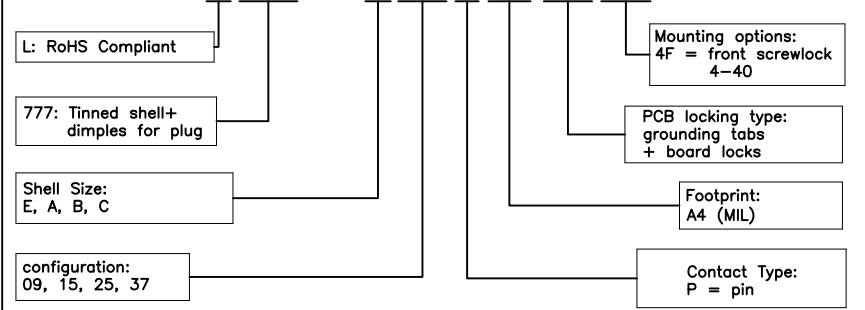
REVISIONS				
SYM	ECN	DESCRIPTION	DATE	APPROVED
1	HK--	First Release Drawing	07/16/14	IP

## D-SUB TECHNICAL DATA

SHELL : Steel, 100u" Tin over 50u" min nickel over 50u" min Copper  
 BODY : Glass-Filled Thermoplastic PA9T, UL 94V-0  
 CONTACTS : Copper Alloy  
 15u" gold over 50u" nickel on mating area  
 100u" tin over 50u" nickel on solder area  
 BOARDLOCK: Brass, Tin Plated.  
 SCREWLOCK: Brass, Nickel Plated.  
 CLINCH NUT: Copper Alloy, Nickel Plated.  
 ELECTRICAL: Voltage Rating 250 V RMS 60Hz  
 Current Rating 3 AMP  
 Withstanding Voltage >1000 V RMS 60Hz for 1 minute  
 Insulation Resistance >1000 M Ohms  
 Contact Resistance 20 mOhms max at 1 AMP DC  
 MARKING: Amphenol...(Series No.)  
 Commercial Reference  
 Manufacturing Date

## PRODUCT CODE

L 777 SD X XX P A4 CH 4F



UNLESS OTHERWISE SPECIFIED TOLERANCES		APPROVAL		DATE
U.S.	METRIC	DRAWN	FILED	07/16/14
X +/-	0.38			
.X +/-	0.25			
.XX +/-	0.13	CHECKED Tony Tang		07/16/14
FRACTIONS +/-	5'	CHECKED		
ANGLES +/-				
FOR MATERIALS AND FINISHES SEE NOTES		DRAWING FILE :		
REMOVE SHARP EDGES		ANGLE OF PROJECTION		
DIMENSIONS				
U.S. INCHES				
METRIC MM				

Amphenol		Amphenol East Asia Limited
TITLE		
Stamped and formed contact,SD series		
SIZE	DRAWING NO.	REV.
A4	L777SDXXXPA4CH4F	1
SCALE	NONE	SHEET 1 OF 1