


# Molded Power Inductor High Current Shielded Type

PIM-0603A1 series

**MERITEK**

## FEATURE

- High Current, Low DCR, High Efficiency
- Minimized Acoustic and Leakage Flux Noise
- Shielded and Compact Construction Design
- Application: Notebook, PC, Servers, DC/DC Converter, High Current Converter, Battery Powered Devices



## ELECTRICAL CHARACTERISTICS

Item	Inductance (μH)	Tolerance (%)	DCR Typ. (mΩ)	DCR Max. (mΩ)	I <sub>SAT</sub> Typ. (A)	I <sub>RMS</sub> Typ. (A)
PIM10N0603A1	0.10	±30%	1.2	1.7	60.0	32.5
PIM22N0603A1	0.22	±30%	2.1	2.8	40.0	23.0
PIM33M0603A1	0.33	±20%	3.5	3.9	32.0	20.0
PIM36M0603A1	0.36	±20%	3.6	4.2	32.0	19.0
PIM47M0603A1	0.47	±20%	4.0	4.2	26.0	17.5
PIM56M0603A1	0.56	±20%	4.7	5.0	25.5	16.5
PIM68M0603A1	0.68	±20%	4.8	5.5	25.0	15.5
PIM82M0603A1	0.82	±20%	6.7	8.0	24.0	13.0
PIM1R0M0603A1	1.0	±20%	8.3	10.0	22.0	11.0
PIM1R5M0603A1	1.5	±20%	13.0	15.0	18.0	9.0
PIM2R2M0603A1	2.2	±20%	18.0	20.0	14.0	8.0
PIM3R3M0603A1	3.3	±20%	28.0	30.0	13.5	6.0
PIM4R7M0603A1	4.7	±20%	37.0	40.0	10.0	5.5
PIM5R6M0603A1	5.6	±20%	43.0	48.0	9.0	5.0
PIM6R8M0603A1	6.8	±20%	54.0	60.0	8.0	4.5
PIM8R2M0603A1	8.2	±20%	64.0	68.0	7.5	4.0
PIM100M0603A1	10	±20%	75.0	85.0	6.0	3.5
PIM150M0603A1	15	±20%	107	123	4.0	3.0
PIM220M0603A1	22	±20%	165	190	3.5	2.0

Note:

1. Inductance test under 100KHz, 1.0V

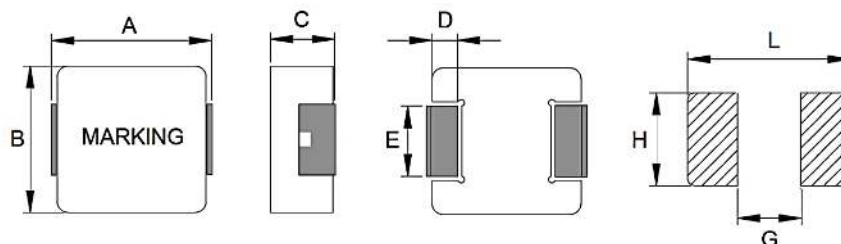
2. All test data referenced to 25°C ambient

3. I<sub>SAT</sub> based on inductance drop ( $\Delta L/L_0 \leq 30\%$ ) approximately

4. I<sub>RMS</sub> based on temperature rise ( $\Delta T: 40^\circ\text{C}$ ) approximately

5. Operating temperature: -40°C ~ +125°C (Including Self-temperature rise)

## DIMENSIONS



(Unit: mm)

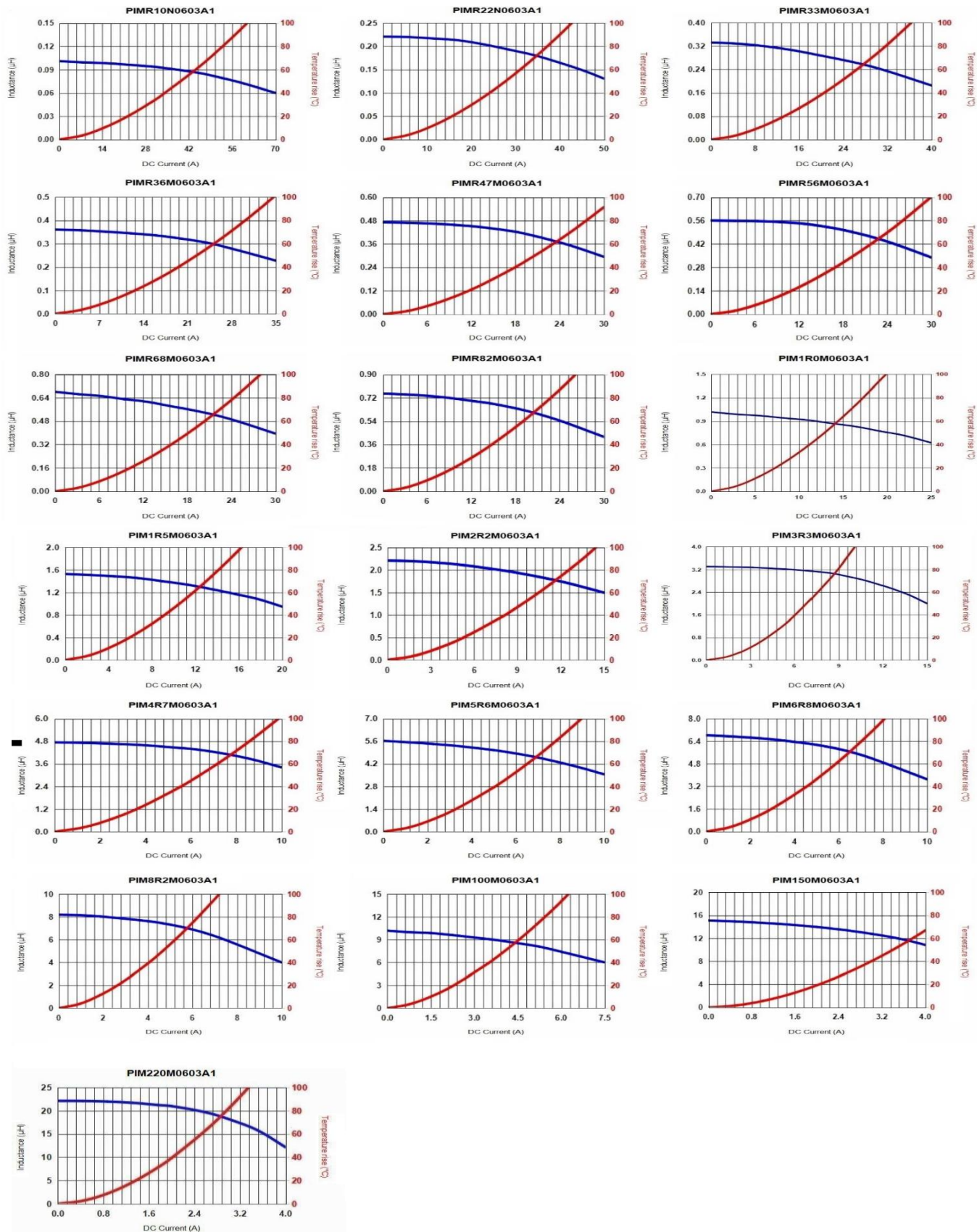
Size Code	A	B	C	D	E	L	G	H
0603	7.3±0.30	6.6±0.30	2.8±0.2	1.8±0.30	3.0±0.30	8.4	2.5	3.5

# Molded Power Inductor High Current Shielded Type

PIM-0603A1 series

**MERITEK**

## CHARACTERISTIC CURVES

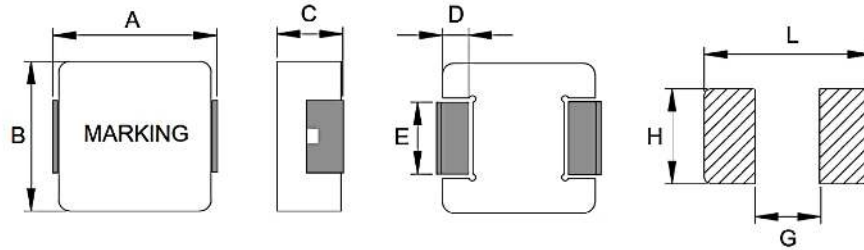


# Molded Power Inductor High Current Shielded Type

PIM-0603A1 series

**MERITEK**

## DIMENSIONS – PIM-A1 series



(Unit: mm)

Size Code	A	B	C	D	E	L	G	H
0302	3.5±0.20	3.2±0.20	1.8±0.2	0.7±0.20	1.2±0.20	4.1	1.9	1.45
0312	3.5±0.20	3.2±0.20	1.0±0.2	0.7±0.20	1.2±0.20	4.1	1.9	1.45
0315	3.5±0.20	3.2±0.20	1.3±0.2	0.7±0.20	1.2±0.20	4.1	1.9	1.45
0402	4.45±0.25	4.06±0.25	1.8±0.2	0.76±0.30	2.0±0.20	5.2	2.2	2.4
0412	4.45±0.25	4.06±0.25	1.0±0.2	0.76±0.30	2.0±0.20	5.2	2.2	2.4
0415	4.45±0.25	4.06±0.25	1.3±0.2	0.76±0.30	2.0±0.20	5.2	2.2	2.4
0502	5.7±0.30	5.2±0.20	1.8±0.2	1.1±0.30	2.5±0.30	6.2	2.2	2.8
0503	5.7±0.30	5.2±0.20	2.8±0.2	1.1±0.30	1.5±0.20	6.2	2.5	1.8
0512	5.7±0.30	5.2±0.20	1.0±0.2	1.1±0.30	2.5±0.30	6.2	2.2	2.8
0515	5.7±0.30	5.2±0.20	1.3±0.2	1.1±0.30	2.5±0.30	6.2	2.2	2.8
0518	5.7±0.30	5.2±0.20	1.6±0.2	1.1±0.30	2.5±0.30	6.2	2.2	2.8
053P	5.7±0.30	5.2±0.20	2.8±0.2	1.1±0.30	2.5±0.30	6.5	2.5	2.8
053T	4.9±0.30	4.7±0.20	2.8±0.2	1.0±0.30	1.5±0.30	7.0	3.0	2.5
0612	7.0±0.30	6.6±0.30	1.0±0.2	1.8±0.30	2.5±0.30	7.7	2.5	3.0
0615	7.0±0.30	6.6±0.30	1.3±0.2	1.8±0.30	3.0±0.30	7.7	2.5	3.5
0618	7.0±0.30	6.6±0.30	1.6±0.2	1.8±0.30	3.0±0.30	7.7	2.5	3.5
0602	7.0±0.30	6.6±0.30	1.8±0.2	1.8±0.30	3.0±0.30	7.7	2.5	3.5
0624	7.3±0.30	6.6±0.30	2.2±0.2	1.8±0.30	3.0±0.30	7.7	2.5	3.5
0603	7.3±0.30	6.6±0.30	2.8±0.2	1.8±0.30	3.0±0.30	8.4	2.5	3.5
0604	7.3±0.30	6.6±0.30	3.8±0.2	1.8±0.30	3.0±0.30	8.4	2.5	3.5
0605	7.3±0.30	6.6±0.30	4.8±0.2	1.8±0.30	3.0±0.30	8.4	2.5	3.5
0803	8.8±0.40	8.4±0.30	2.8±0.2	1.6±0.30	5.0±0.30	9.6	4.5	5.5
0840	8.8±0.40	8.4±0.30	3.8±0.2	1.6±0.30	5.0±0.30	9.6	4.5	5.5
1002	11.0±0.50	10.0±0.30	1.8±0.2	2.3±0.30	3.0±0.30	12.5	5.4	3.5
1003	11.0±0.50	10.0±0.30	2.8±0.2	2.3±0.30	3.0±0.30	13.6	5.4	3.5
1004	11.0±0.50	10.0±0.30	3.8±0.2	2.3±0.30	3.0±0.30	13.6	5.4	3.5
1005	11.0±0.50	10.0±0.30	4.8±0.2	2.3±0.30	3.0±0.30	13.6	5.4	3.5
1235	13.5±0.50	12.5±0.30	3.3±0.2	2.3±0.30	4.7±0.30	14.2	8.0	5.0
1205	13.5±0.50	12.5±0.30	4.8±0.2	2.3±0.30	4.7±0.30	14.2	8.0	5.0
1206	13.5±0.50	12.5±0.30	5.7±0.2	2.3±0.30	4.7±0.30	14.2	8.0	5.0
1265	13.5±0.50	12.5±0.30	6.2±0.3	2.3±0.30	4.7±0.30	14.2	8.0	5.0
1707	18.0 max	16.9±0.30	6.7±0.3	2.1±0.30	11.9±0.30	18.5	12.2	12.5

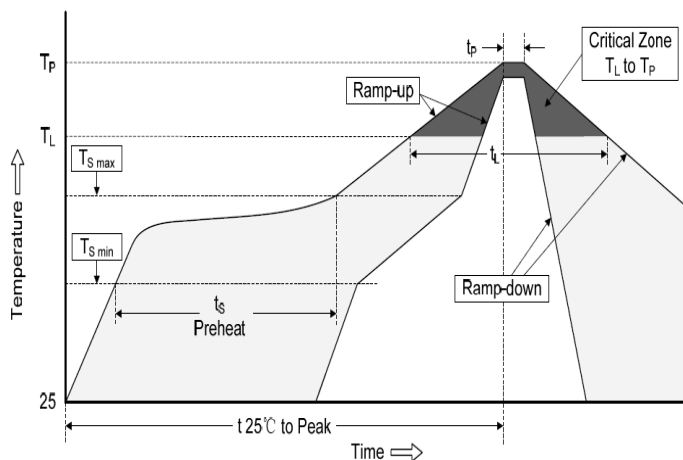
# Molded Power Inductor High Current Shielded Type

PIM-0603A1 series

**MERITEK**

## RECOMMENDED SOLDERING PROFILES

Reflow Condition		
Pre Heat	Temp. Min $T_{s(min)}$	150°C
	Temp. Max $T_{s(max)}$	200°C
	Time (min. to max.) ( $t_s$ )	60~120 seconds
Average ramp up rate $T_{s(max)}$ to $T_L$		3°C/second max.
Average ramp up rate $T_L$ to peak		3°C/second max.
Reflow	Temp. ( $T_L$ )	217°C
	Time (min. to max.) ( $t_L$ )	60~150 seconds
Peak Temperature ( $T_P$ )		245°C
Time within 5°C of actual peak Temperature ( $t_p$ )		10 seconds
Ramp-down Rate		6°C/second max.
Reflow Times		3 times max.



## PART NUMBERING SYSTEM

PIM    1R0    M    0603    A1  
(1)    (2)    (3)    (4)    (5)

No	Item	Code	Description	
(1)	Product Code	PIM	Power Inductor Series, Molded Surface Mount Type	
(2)	Inductance	1R0	1R0: 1.0μH	R47: 0.47μH, 2R2: 2.2μH, 100: 10μH
(3)	Tolerance	M	M: ±20%	N: ±30%
(4)	Size Code	0603	0603: 7.3x2.8mm	Width x Height (mm)
(5)	Series Code	A1	High Current Molded Type	

\*Specifications subject to change without notice.