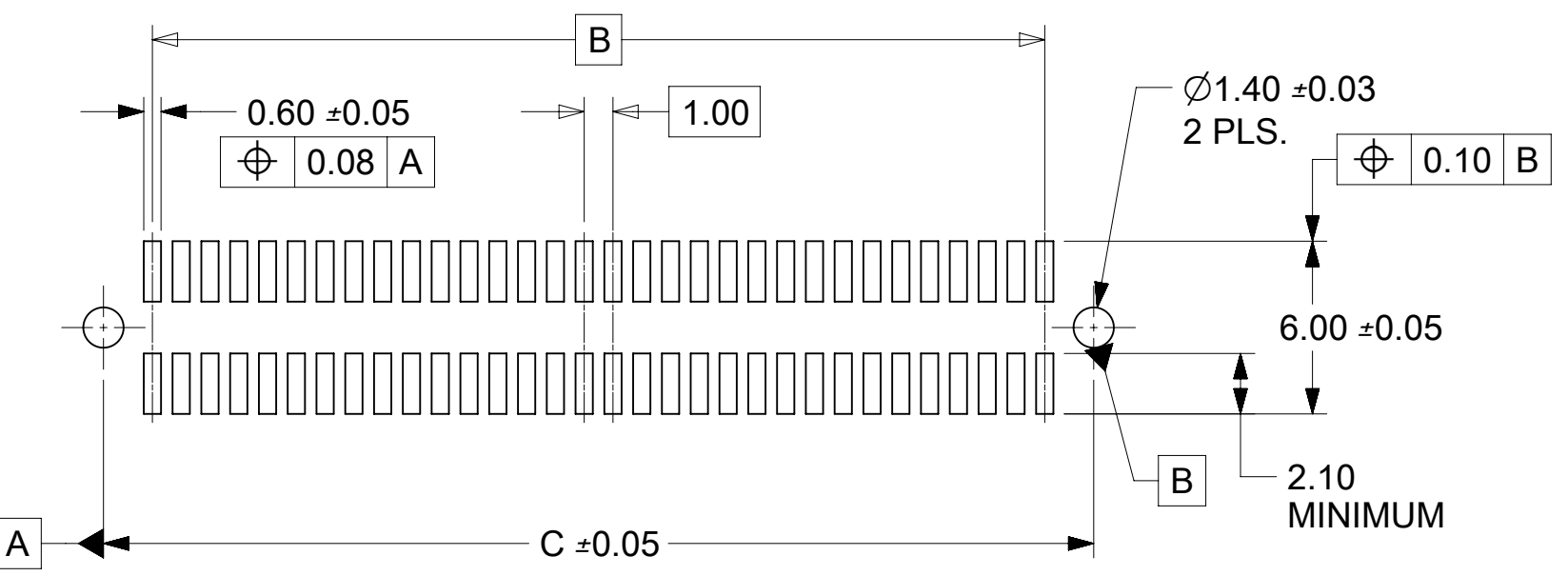
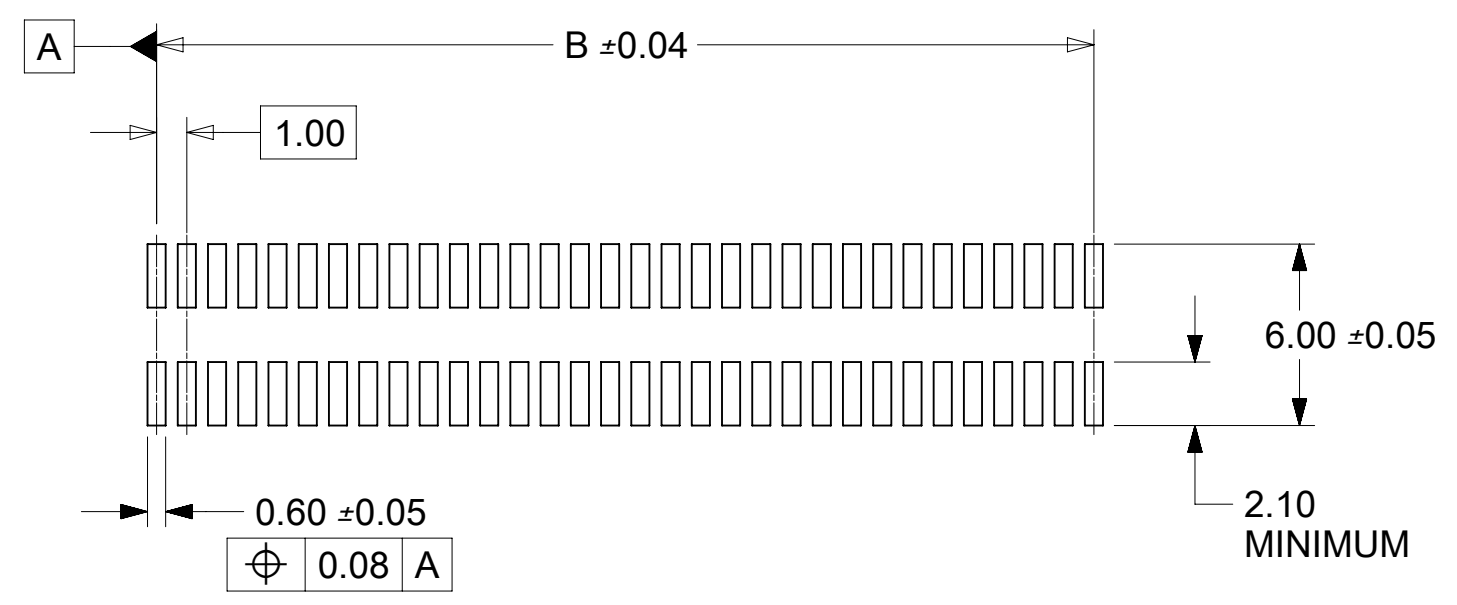


CIRCUIT SIZE	DIM.A	DIM.B	DIM.C	DIM.D
20	13.90	9.00	12.40	12.22
30	18.90	14.00	17.40	17.22
40	23.90	19.00	22.40	22.22
50	28.90	24.00	27.40	27.22
60	33.90	29.00	32.40	32.22
64	35.90	31.00	34.40	34.22
70	38.90	34.00	37.40	37.22
80	43.90	39.00	42.40	42.22
84	45.90	41.00	44.40	44.22
90	48.90	44.00	47.40	47.22
100	53.90	49.00	52.40	52.22
110	58.90	54.00	57.40	57.22
120	63.90	59.00	62.40	62.22



**RECOMMENDED PCB LAYOUT
(WITH AND WITHOUT PEGS)
RECOMMENDED PCB THICKNESS: 1.00±0.10**

NOTES

- 64-CIRCUIT RECEPTACLE ASSEMBLY WITH PEGS AND VACUUM CAP SHOWN FOR ILLUSTRATION PURPOSES ONLY.
- HOUSING MATERIAL: G.F. THERMOPLASTIC; UL RATING: 94V-0; COLOR: WHITE
TERMINAL MATERIAL: PHOSPHOR BRONZE; 0.205 THICK.
VACUUM CAP MATERIAL: STAINLESS STEEL; 0.255 THICK.
- COPLANARITY OF SMT TAILS: 0.10 MAX.
- PACKAGING SPECIFICATIONS: REFER TO CHART ON SHEET 2.
- PEGS ARE OPTIONAL. REFER TO CHART ON SHEET 2.
- VACUUM PICK & PLACE CAP OPTIONAL. REFER TO CHART ON SHEET 2.
- THIS PART CONFORMS TO EIA STANDARD 700 AAB FOR 1.0mm TWO-PART CONNECTORS FOR USE WITH PARALLEL PRINTED BOARDS.
- THIS PART, WHEN MATED WITH MOLEX 1.0mm PLUG CONNECTOR SERIES 71436, CONFORMS TO MOLEX PRODUCT SPECIFICATION PS-71436-9999. REFER TO CHART ON SHEET 2 FOR MATED STACK HEIGHTS FOR THIS RECEPTACLE.

PLATING PER ES-88

30 GOLD - 0.76 MICROMETER MINIMUM GOLD IN CONTACT AREA AND
1.91 MICROMETER MINIMUM MATTE TIN IN SOLDER
OVER 1.27 MICROMETER MINIMUM PLATING OVERALL.

THIS DRAWING CONTAINS INFORMATION THAT IS PROPRIETARY TO MOLEX ELECTRONIC TECHNOLOGIES, LLC AND SHOULD NOT BE USED WITHOUT WRITTEN PERMISSION									
DIMENSION UNITS	SCALE	CURRENT REV DESC: REDRAWN IN NX							
mm	4:1								
GENERAL TOLERANCES (UNLESS SPECIFIED)		EC NO: 610884			SALES ASSY, 1.0MM BOARD TO BOARD RECEPTACLE CONNECTOR 8.30 HIGH				
ANGULAR TOL	± 0.5°	DRWN: TTAO03	2019/01/23						
4 PLACES	±	CHK'D: JKACHLIC	2019/02/01		PRODUCT CUSTOMER DRAWING				
3 PLACES	±	APPR: JKACHLIC	2019/02/01						
2 PLACES	± 0.13	INITIAL REVISION:			DOCUMENT NUMBER: 714392000 DOC TYPE: PSD DOC PART: 000 REVISION: A1				
1 PLACE	± 0.25	DRWN: REED	1995/04/03						
0 PLACES	±	APPR: BIXLER	1995/04/03		MATERIAL NUMBER: SEE TABLE CUSTOMER: GENERAL MARKET SHEET NUMBER: 1 OF 2				
DRAFT WHERE APPLICABLE MUST REMAIN WITHIN DIMENSIONS		THIRD ANGLE PROJECTION	DRAWING	SERIES					
			C-SIZE	71439					

STANDARD

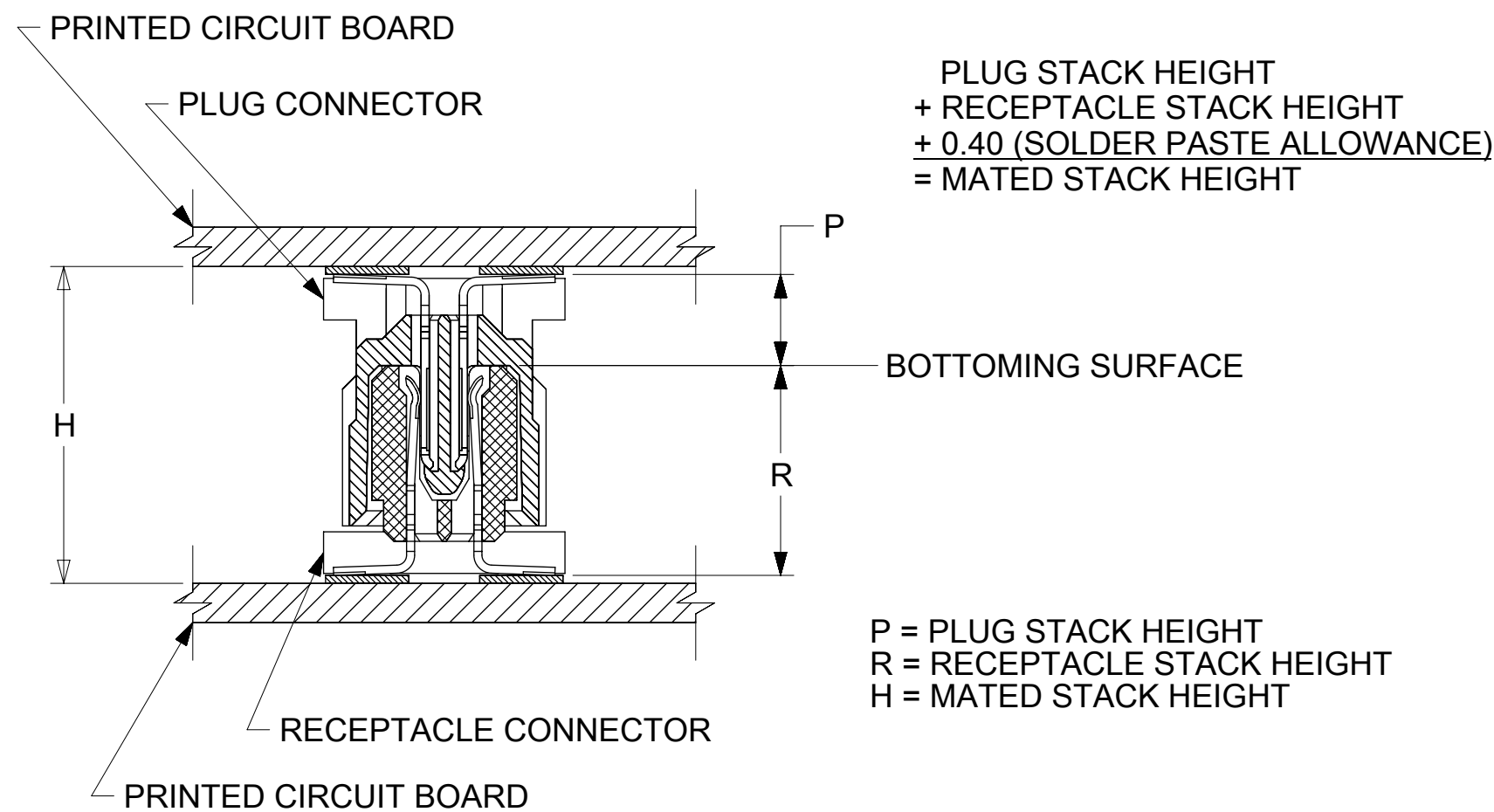
CIRCUIT SIZE	RECEPTACLE ASSY. PART NUMBER	PEGS	PICK & PLACE CAP	PACKAGING SPEC. NUMBER	PACKAGING TYPE
64	71439-2164	YES	NO	PK-70873-0601	TUBE
64	71439-2864	NO	YES	PK-70873-063	TAPE & REEL
64	71439-2564	NO	NO	PK-70873-0683	TUBE

SPECIAL

CIRCUIT SIZE	RECEPTACLE ASSY. PART NUMBER	PEGS	PICK & PLACE CAP	PACKAGING SPEC. NUMBER	PACKAGING TYPE
64	71439-2464	YES	YES	PK-70873-063	TAPE & REEL

RECOMMENDED PLUG/RECEPTACLE COMBINATION FOR MATED STACK HEIGHT PER EIA STANDARD 700 AAAB

MATED STACK HEIGHT	RECEPTACLE HEIGHT	RECEPTACLE SERIES NO.	PLUG HEIGHT	PLUG SERIES NO.
13.00	8.30	71439-2***	4.30	71436-2***



THIS DRAWING CONTAINS INFORMATION THAT IS PROPRIETARY TO MOLEX ELECTRONIC TECHNOLOGIES, LLC AND SHOULD NOT BE USED WITHOUT WRITTEN PERMISSION									
DIMENSION UNITS	SCALE	CURRENT REV DESC: REDRAWN IN NX				molex			
mm	---								
GENERAL TOLERANCES (UNLESS SPECIFIED)		EC NO: 610884				SALES ASSY, 1.0MM BOARD TO BOARD RECEPTACLE CONNECTOR 8.30 HIGH			
ANGULAR TOL	± 0.5°	DRWN: TTAO03		2019/01/23					
4 PLACES	±	CHK'D: JKACHLIC		2019/02/01		PRODUCT CUSTOMER DRAWING			
3 PLACES	±	APPR: JKACHLIC		2019/02/01					
2 PLACES	± 0.13	INITIAL REVISION:				DOCUMENT NUMBER 714392000			
1 PLACE	± 0.25	DRWN: REED		1995/04/03					
0 PLACES	±	APPR: BIXLER		1995/04/03		PSD	000	A1	
DRAFT WHERE APPLICABLE MUST REMAIN WITHIN DIMENSIONS		THIRD ANGLE PROJECTION	DRAWING	SERIES	MATERIAL NUMBER	CUSTOMER	SHEET NUMBER		
			C-SIZE	71439	SEE TABLE	GENERAL MARKET	2 OF 2		