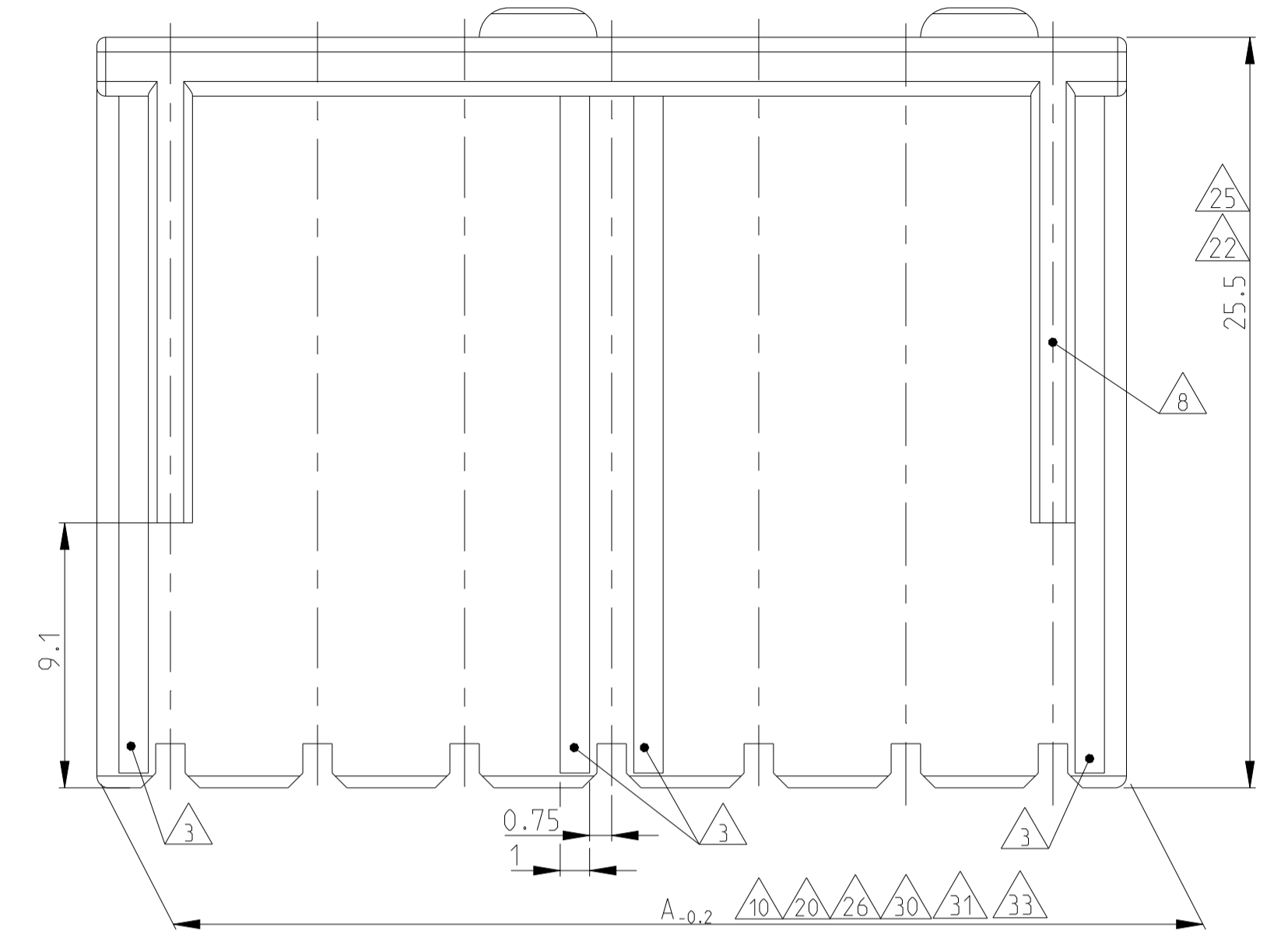
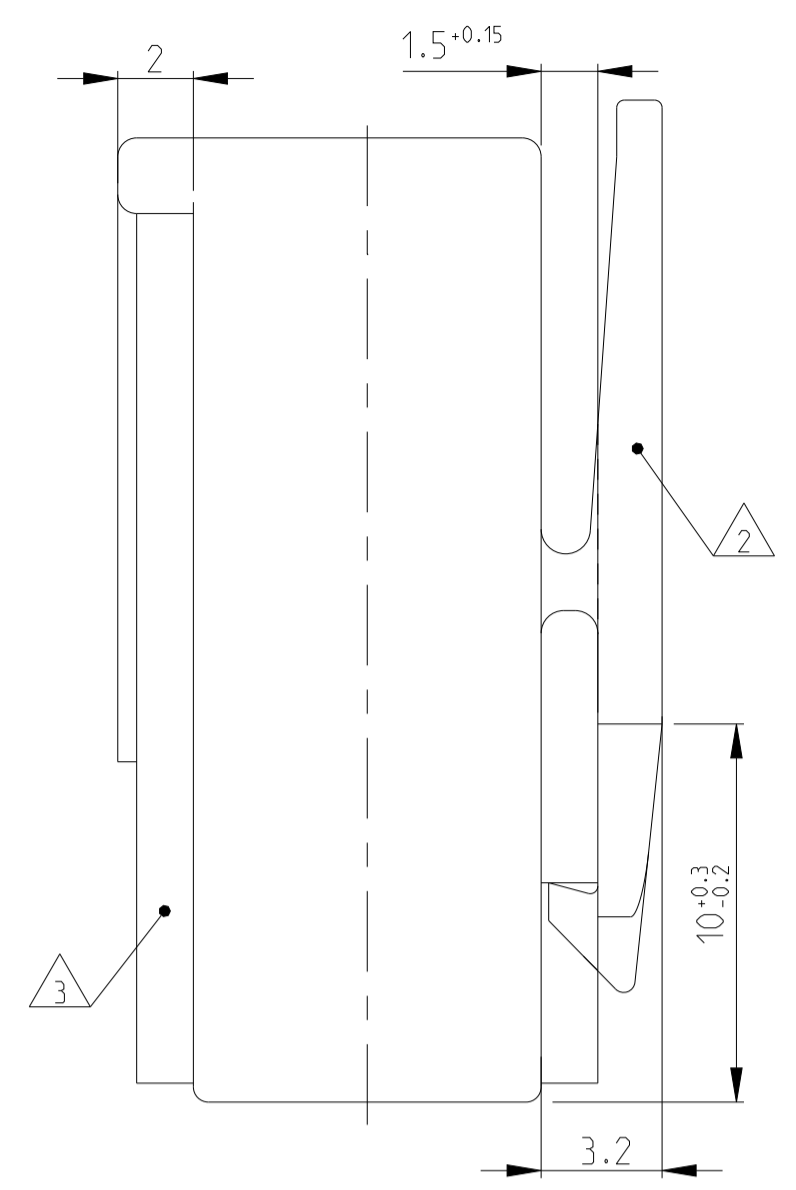
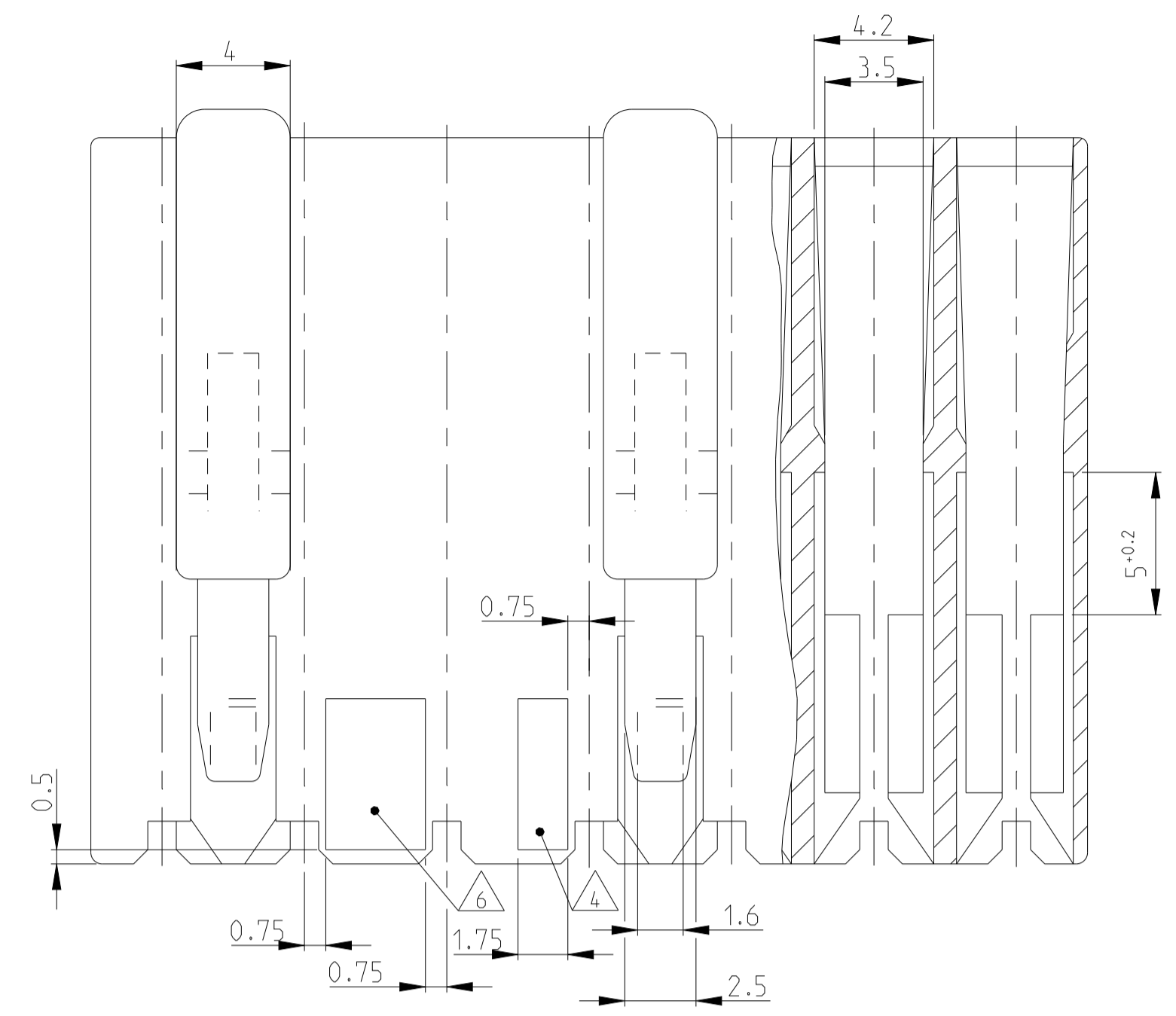
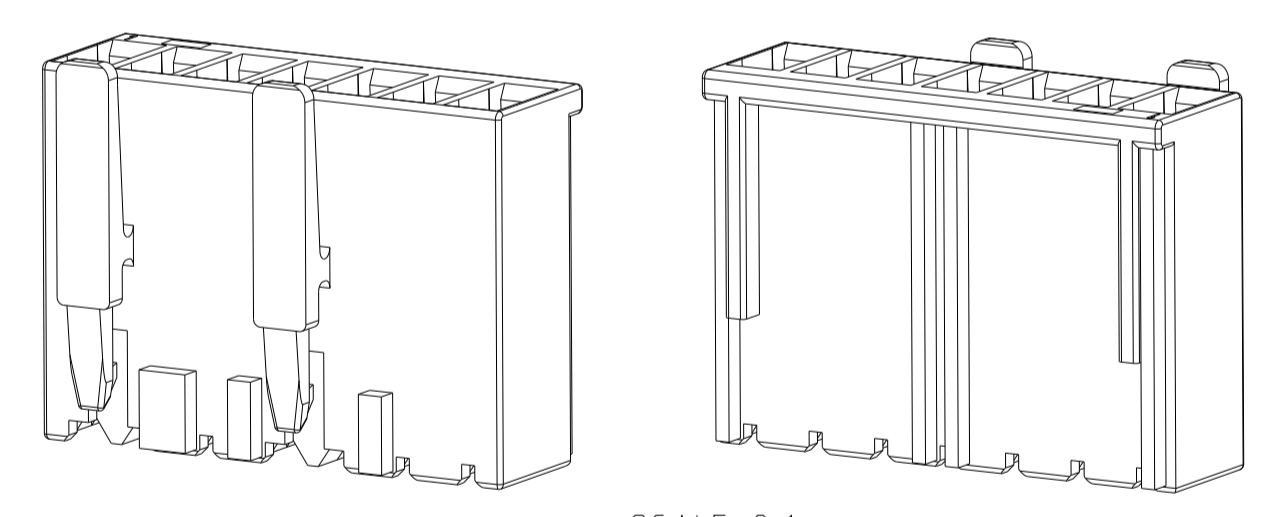
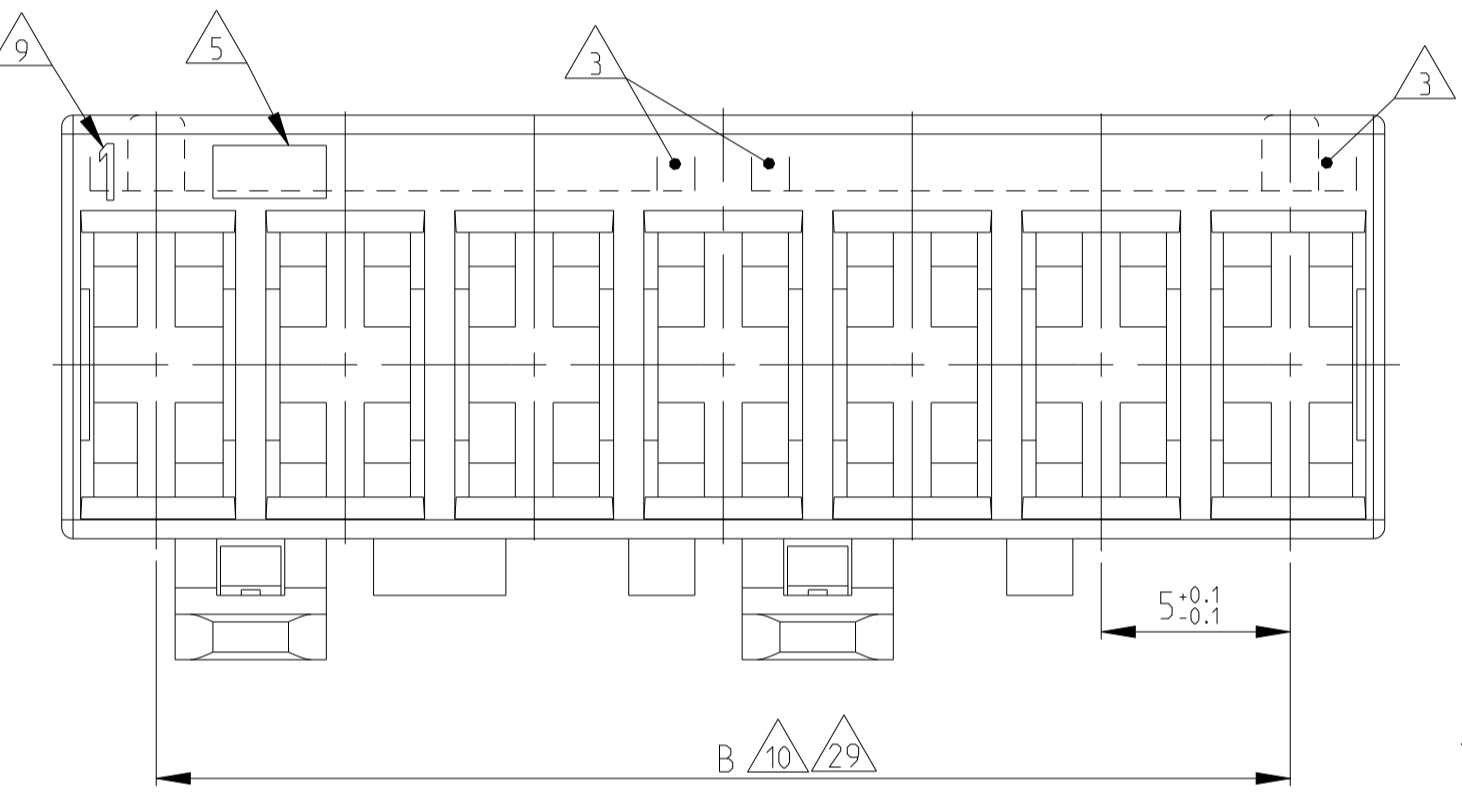
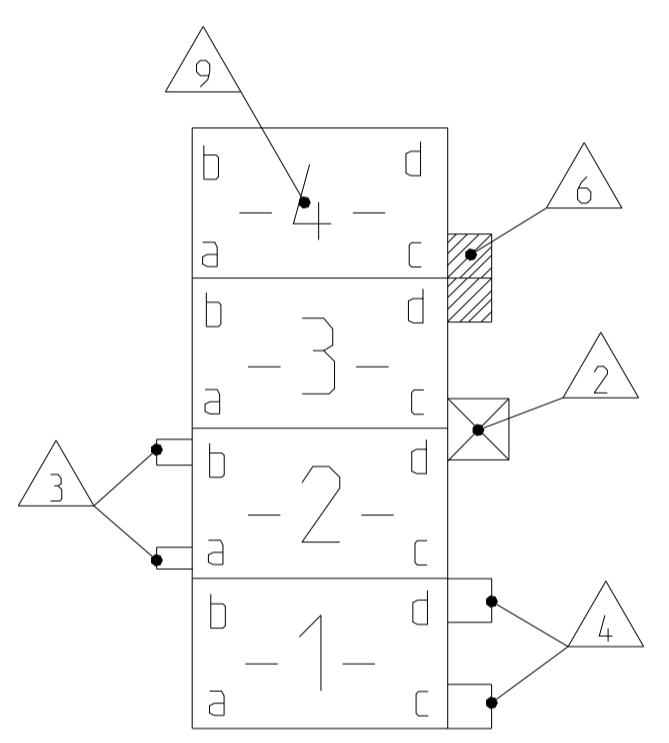
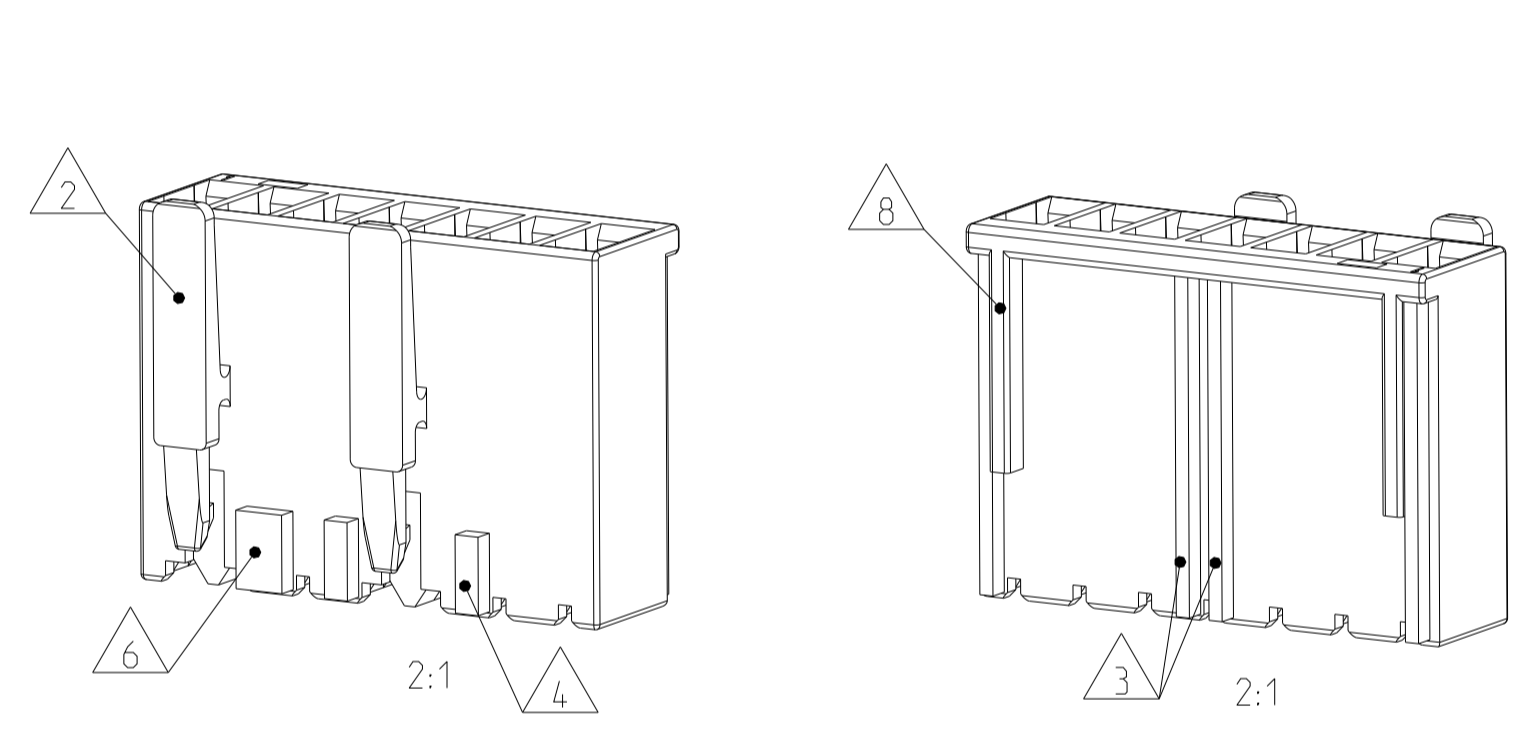


LOC		DIST		REVISIONS			
	A1		-	REV	DATE	BY	APPV
B55	ECR-21-124787				23DEC2021	DC	FL
C	ECR-22-127722				03FEB2022	DC	FL
C1	ECR-22-137065				09APR2022	SM	FL
C2	ECR-22-158485				22NOV2022	SM	FL



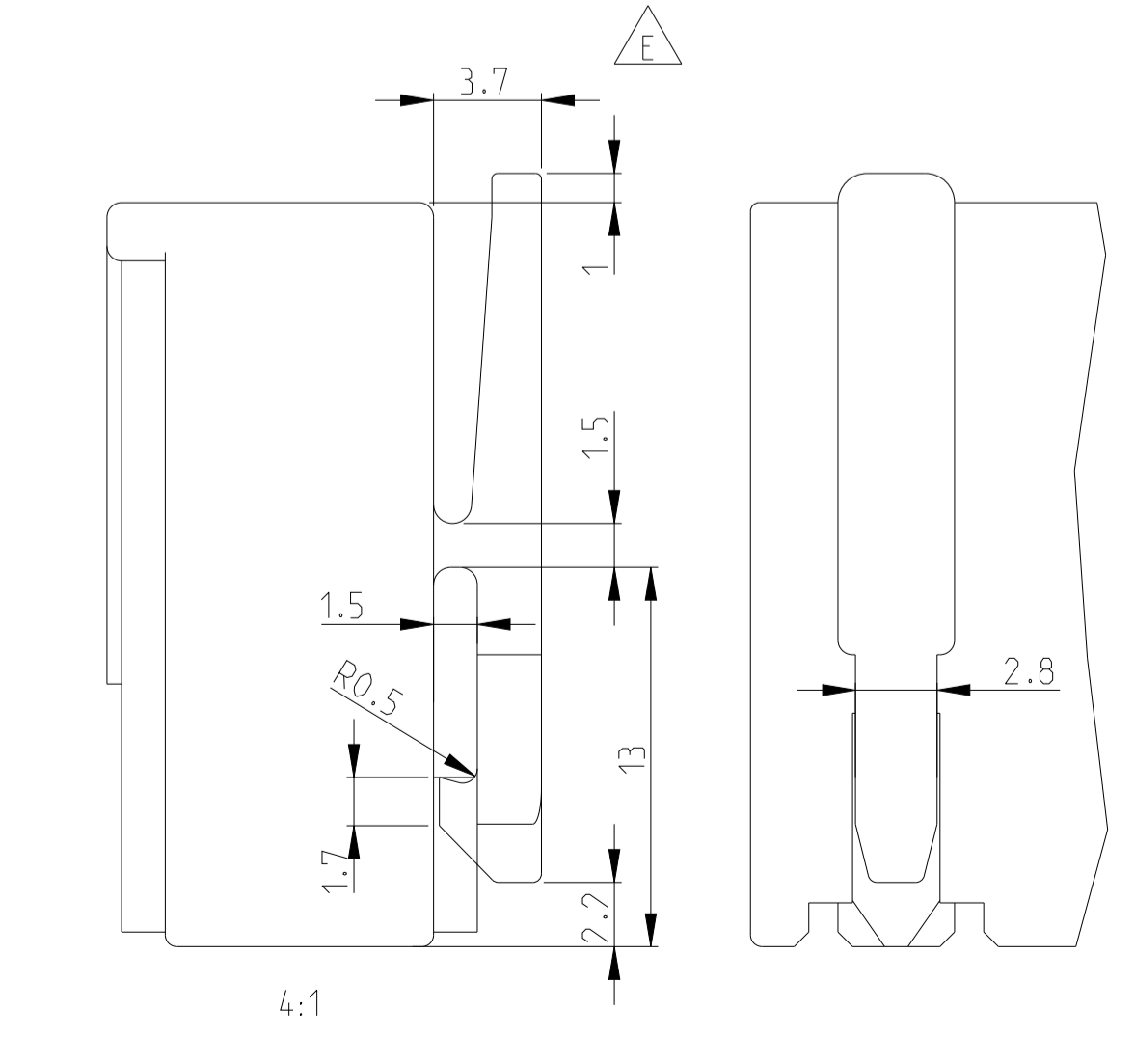
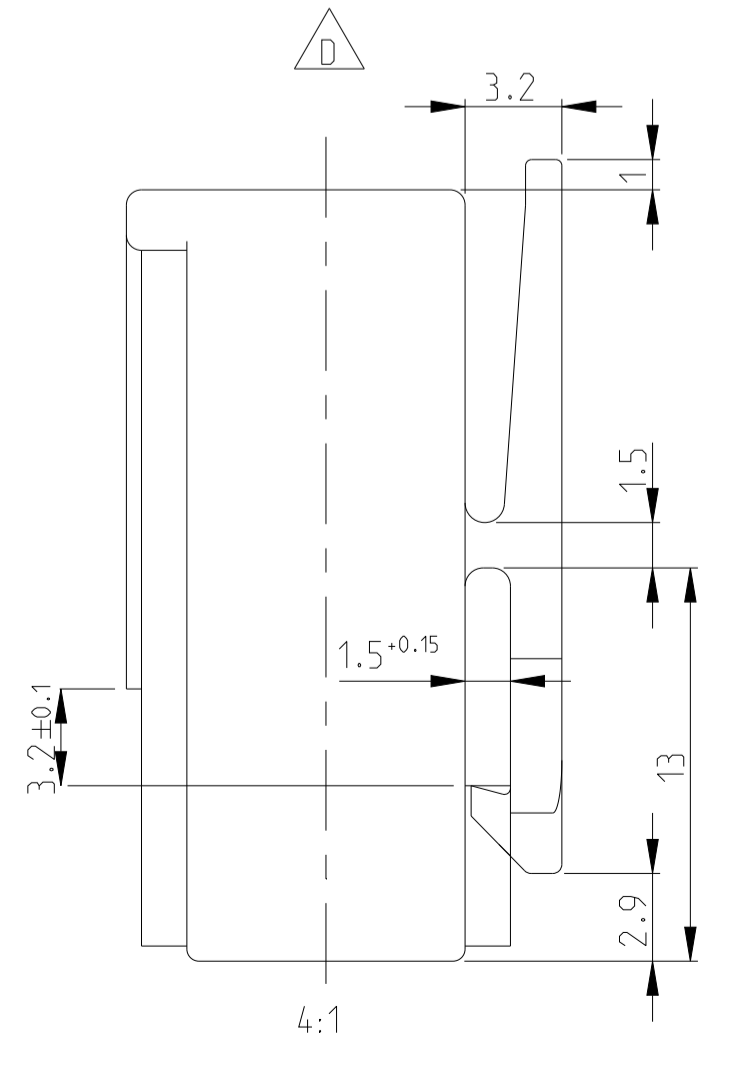
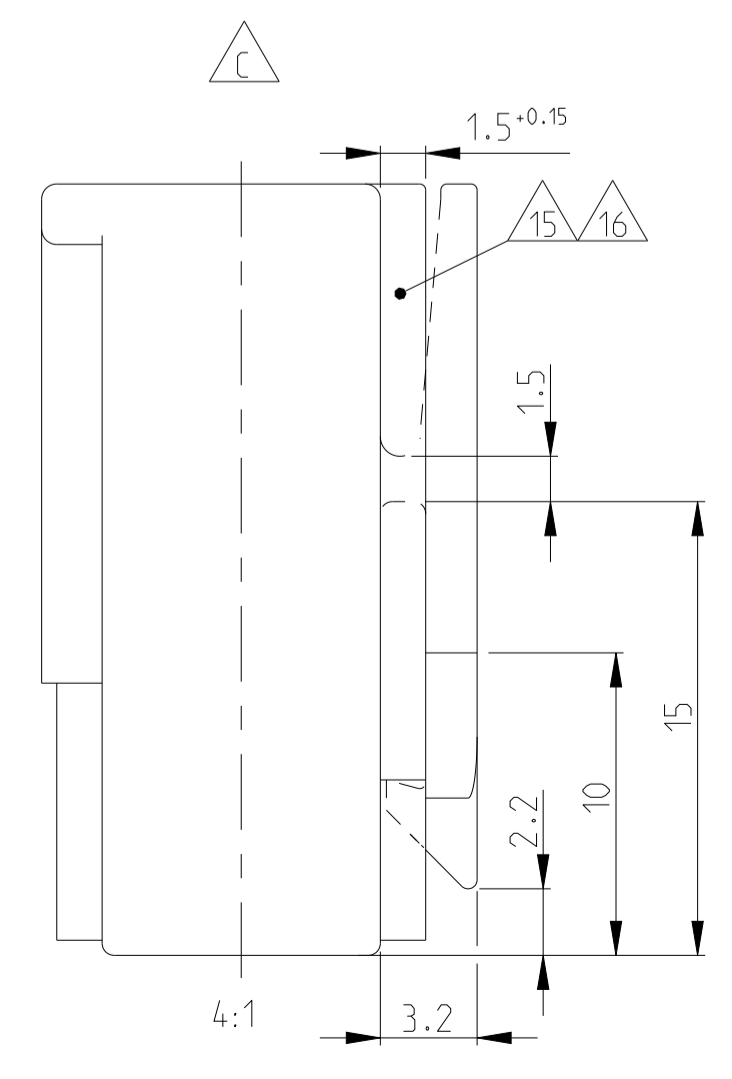
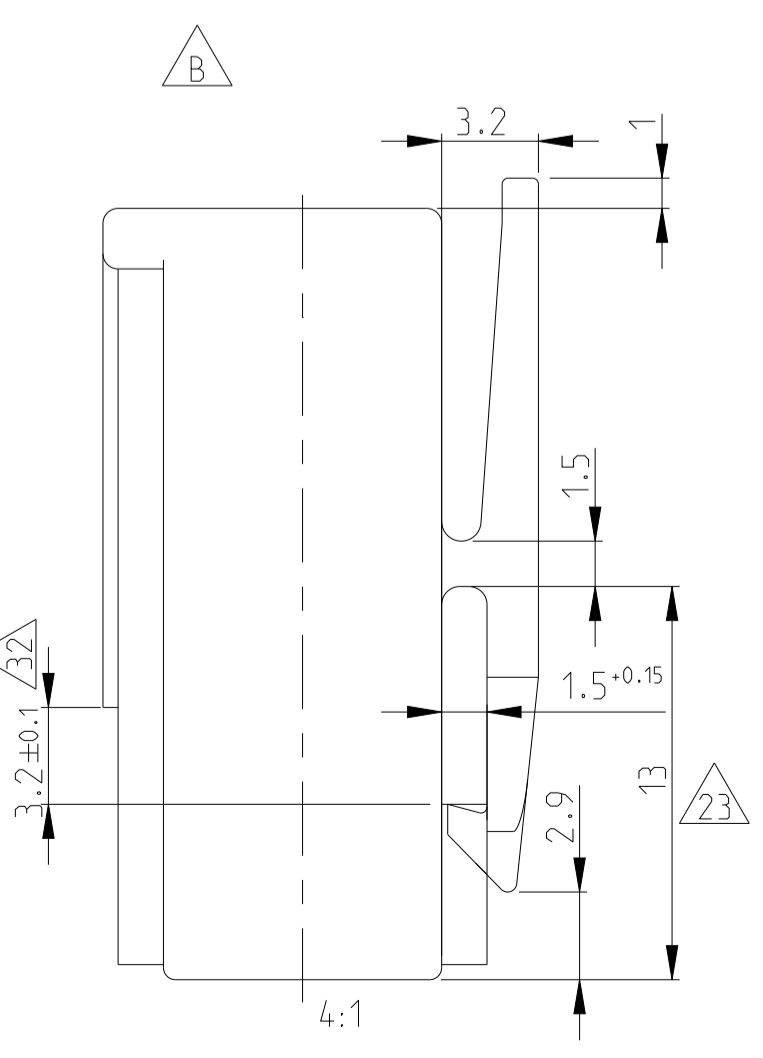
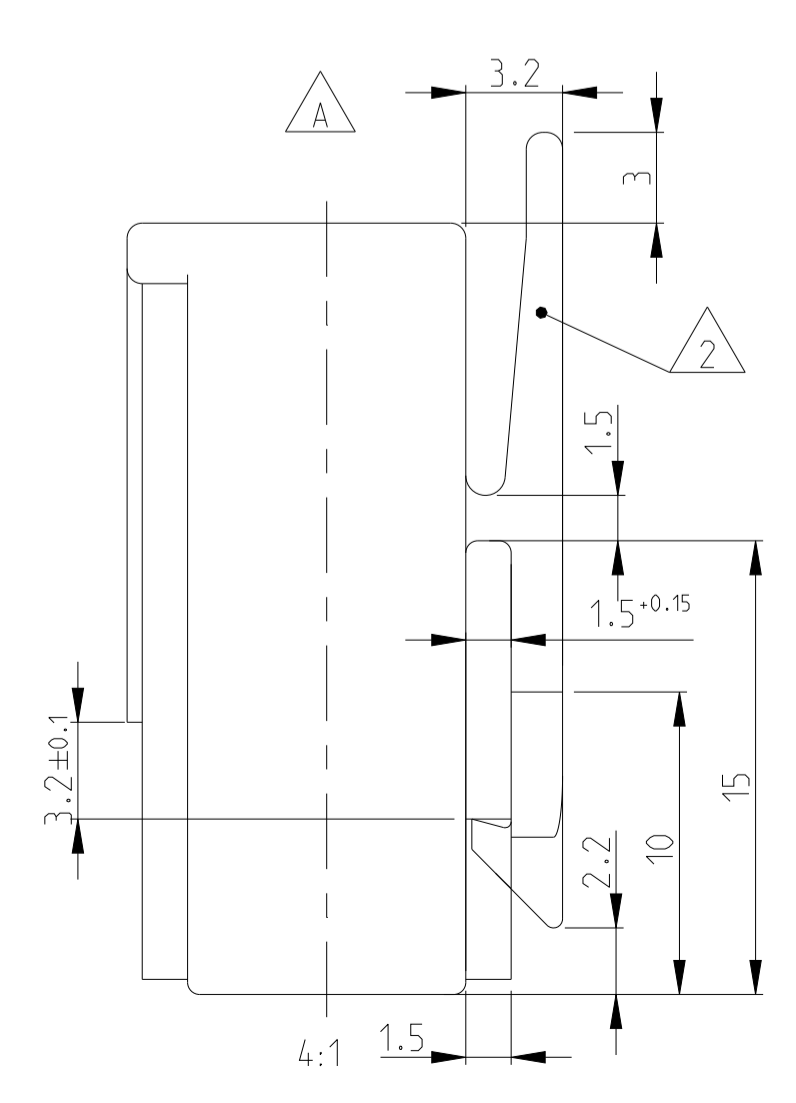
DESCRIPTION
 POSITION OF THE KEYING RIBS, POLARISATION RIBS AND THE LOCKING LATCH



SCALE 2:1

ALL OTHER DIMENSIONS ARE SAME

PAY ATTENTION !
 DIFFERENT LOCKING LATCHES



ADDITIONAL NOTES SEE 3 OF SHEET 4

- 1 CAVITY SUITABLE TO STANDARD TIMER CONTACTS LISTED IN PROD: SPEC: 108-18049, ITEM 3.3.2
Kammer geeignet für Standard Timer Kontakte gelistet in Prod. Spec. 108-18049, Punkt 3.3.2
- 2 LOCKING LATCH BETWEEN CAVITY NO. Rasthaken zwischen Kammernummer
- 3 POLARIZATION RIB POSITION "a" OR POSITION "b", AT CAVITY NO..
Polarisierungsrippen (Lage "a") oder (Lage "b") versetzt bei Kammer Nr
- 4 KEYING RIB POSITION "c" OR POSITION "d", AT CAVITY NO..
Kodierungsrippen nach unten (Lage "c") oder oben (Lage "d") versetzt bei Kammernummer
- 5 AREA FOR TE LOGO ACC. TO SPEC 202-36
Bereich für TE Logo nach Spec. 202-36
- 6 WIDTH KEYING RIB BETWEEN CAVITY NO. Breite Kodierrippe zwischen Kammer Nr.
- 7 SUITABLE TO TAB 6.3x0.8mm AND 4.8x0.8mm ACCORDING TO DIN 46244
Geeignet für Flachstecker 6.3x0.8mm und 4.8x0.8mm nach DIN 46244
- 8 MATING STOP BETWEEN CAVITY NO.1 AND 2, ALSO BETWEEN THE LAST AND THE LAST BUT ONE CAVITY
Tiefenanschlag zwischen Kammer Nr.1 und 2, ebenfalls zwischen der letzten und vorletzten Kammer
- 9 CONTACT CAVITY NO. Kammernummer
- 10 DIMENSION A AND DIMENSION B SEE SHEET 2 OF 3
Maß A und Maß B siehe Blatt 2 von 3
- 11 MATED WITH TE CONNECTOR: SEE TABLE, SHEET 2 OF 3
Passender TE Gegenstecker: siehe Tabelle, Seite 2 von 3
- 12 GENERAL SUITABLE TAB HEADER HOUSING SEE RAST 5 PERFORMANCE
Generell passende Flachsteckerwanne, siehe RAST 5 Vorgabe
- 13 CONNECTION TO THE PC BOARD SEE DRAWING 88-9935-4
Leiterplattenanschluß siehe Zeichnung 88-9935-4
- A B SEE TABLE, SHEET 2 OF 3
C D E Siehe Tabelle, Blatt 2 von 3
- 14 MATERIAL CORRESPONDS TO THE REQUIREMENT EN 60335 (INCL. GLOW WIRE TEST 750°C WITHOUT FLAME)
- 15 WIRE TANGLING PROTECTION
- 16 WIRE TANGLING PROTECTION IN COMBINATION WITH CODING RIBS, ONLY VALID FOR VERSIONS 5-964702-3, 0-964702-3, 0-964702-1
- 17 KEYING ACC. TO RAST-5 STANDARD; COLOUR IS DIFFERENT
- 18 8 POS. SPECIAL VERSION WITH SWAGED KEYING RIB
- 19 SPECIAL MATERIAL PA66/6, UL 94 V0
- 20 DIMENSION "A" IS ACCEPTED WITHIN TOLERANCE +0.05/-0.20.
- 21 PRELIMINARY PART- NOT YET RELEASED FOR PRODUCTION
- 22 ONLY FOR PN 2178600-2, 3-2178600-2, 4-2178600-2, 5-2178600-2, TOLERANCE IS +0.4 -0.2, WORST CASE CAN BE OUT OF RAST STANDARD.
- 23 ONLY FOR PN 2178600-2, 3-2178600-2, 4-2178600-2, 5-2178600-2, TOLERANCE IS +0.4 -0.2
- 24 ONLY FOR PN 2178600-2, 3-2178600-2, 4-2178600-2, 5-2178600-2, TOLERANCE IS ±4°
- 25 ONLY FOR PN 3-1241965-5, 3-1241965-7 TOLERANCE IS +0.3 -0.2
- 26 ONLY FOR PN 3-1241965-5, 3-1241965-7 TOLERANCE IS +0.2 -0.2
- 27 ONLY FOR PN 3-1241965-5, 3-1241965-7 TOLERANCE IS +0.05 -0.2
- 28 OBSOLETE PART
- 29 ONLY FOR 4-1241965-7, 1-2364737-1, TOLERANCE IS -0.3
- 30 ONLY FOR 4-1241965-7, TOLERANCE IS +0.2/-0.25
- 31 ONLY FOR 1-2178029-3, TOLERANCE IS +0.15/-0.2

THIS DRAWING IS A CONTROLLED DOCUMENT.		OWN: Kishor M	16JUL2017	TE Connectivity
DIMENSIONS: mm		CHK: K. Münz	07-NOV-06	
TOLERANCES UNLESS OTHERWISE SPECIFIED:		APVD: Th. Klenner	07-NOV-06	NAME: 2-12 POS. STANDARD TIMER HSG WITH EXTERIOR LOCKING
0-PLC ±0.2 1-PLC ±0.1 2-PLC ±0.05 3-PLC ±0.001 4-PLC ±0.0001		PRODUCT SPEC: 108-18049-1 APPLICATION SPEC:		
MATERIAL: SEE TABLES		WEIGHT: -	Customer Drawing	RESTRICTED TO: -
SIZE: A1		CAGE CODE: 00779	DRAWING NO: C=1241965	SHEET 1 OF 4
SCALE: 5:1		REV: C2		

KEYING PLAN

LOC	DIST	REV. NO.	DATE	BY	APPV	DESCRIPTION
A1	-					SEE SHEET 1

PART NO.	POS.	RAST 5	DIM A	DIM B	COLOUR	MATERIAL	LOCKING LATCH	MATED WITH
Bestell-Nr.	Pol.	Rast 5	Maß A	Maß B	Farbe		Rasthaken	Gegenstecker
3-1241965-7	7	07-C	35	30	NATURAL	PA6 GF15 UL94V-2	D	△12 △13
3-1241965-5	5	05-B	25	20	NATURAL		D	△12 △13
8-2178600-2	2	02-C	10	5	NATURAL	PA6 GF15 UL94V-2	B	△12 △13
5-2178600-2	2	02-B	10	5	BLACK		B	△12 △13
4-2178600-2	2	02-I	10	5	RED		B	△12 △13
3-2178600-2	2	02-G	10	5	BLUE	△19	B	△12 △13
0-2178600-2	2	02-A	10	5	NATURAL		B	△12 △13
2-1241965-7	7	07-C	35	30	NATURAL	PA6 GF15 UL94V-2	B	△12 △13
1-1241965-6	6	06-C	30	25	NATURAL		B	△12 △13
0-1241965-6	6	06-A	30	25	NATURAL		B	△12 △13
5-1241965-3	3	-	15	10	NATURAL		A	△12 △13
0-1241965-3	3	-	15	10	NATURAL	△19	B	△12 △13
6-1241965-2	2	02-E	10	5	NATURAL		B	△12 △13

5-2178029-5	5	-	25	20	GREEN		B	△12 △13
2-2178029-5	5	-	25	20	BLACK		B	△12 △13
4-2178029-4	4	-	20	15	NATURAL		B	△12 △13
9-2178029-3	3	-	15	10	YELLOW		B	△12 △13
1-2178029-3	3	-	15	10	NATURAL		B	△12 △13
0-2178029-3	3	-	15	10	NATURAL	PA66/6 UL94V-0	B	△12 △13
5-2178029-2	2	02-B	10	5	NATURAL		B	△12 △13
4-2178029-2	2	02-I	10	5	NATURAL		B	△12 △13
3-2178029-2	2	02-K	10	5	NATURAL		B	△12 △13
2-2178029-2	2	02-B	10	5	BLACK		B	△12 △13
1-2178029-2	2	02-I	10	5	RED		B	△12 △13
0-2178029-2	2	02-K	10	5	GREEN	△19	B	△12 △13

PART NO.	POS.	RAST 5	DIM A	DIM B	COLOUR	MATERIAL	LOCKING LATCH	MATED WITH
Bestell-Nr.	Pol.	Rast 5	Maß A	Maß B	Farbe		Rasthaken	Gegenstecker

SPECIAL VERSIONS SEE SHEET 3 OF 3

	7-1241965-2	2	02-M	10	5	NATURE	UL94 V-0	B	△12 △13
	0-1241980-8	8	-	40	35	NATURE/natur	UL94V-0	-	△12 △13
	5-964702-3	-	-	-	-	NATURE/natur			
	0-964702-3	-	-	45	40	NATURE/natur	UL94V-2	C	
	0-964702-2	9	-	-	-	NATURE/natur			
	280-964702-1	-	-	-	-	NATURE/natur			
	0-964983-6	6	06-A	30	25	WHITE/weiß			
3-1241817-4	-	4	04-G	20	15	GREY/grau			
	2-964983-4	4	04-F	20	15	ORANGE/orange			△12 △13
2-1241817-3	-	3	03-K	15	10	GREEN/grün	UL94V-2	B	△12 △13
	280-964983-2	2	02-M	10	5	VIOLET/violett (lila)			
	2-964983-2	2	02-G	10	5	BLUE/blau			
3-969484-2	-	2	02-D	10	5	BLACK/schwarz			
	1-1241965-1	11	11-B	55	50	NATURE/natur			
	280-1241965-9	9	09-D	45	40	NATURE/natur			
	0-1241965-8	8	08-D	40	35	NATURE/natur			
	1-1241965-7	7	-	35	30	NATURE/natur			
	0-1241965-7	7	-	35	30	NATURE/natur			
	2-1241965-6	6	06-D	30	25	NATURE/natur	UL94V-2	B	△12 △13
	2-1241965-5	5	05-B	25	20	NATURE/natur			
	0-1241965-5	5	-	25	20	NATURE/natur			
	6-1241965-4	4	-	20	15	NATURAL			△12 △13
	0-1241965-4	4	04-C	20	15	NATURE/natur	△14		
	9-1241965-2	2	-	10	5	NATURE/natur			
	5-1241965-2	2	02-B	10	5	BLACK/schwarz			
	4-1241965-2	2	02-I	10	5	RED/rot			
	3-1241965-2	2	02-G	10	5	BLUE/blau			
	0-1241965-2	2	02-A	10	5	NATURE/natur			
	1-928247-1	11	11-B	55	50	YELLOW/gelb		B	△12 △13
	2-928247-0	10	-	50	45	GREY/grau		B	△12 △13
	280-928247-0	10	-	50	45	BROWN/braun		B	△12 △13
	2-928247-9	9	09-D	45	40	BLUE/blau	UL94V-2	B	964703-3 △12 △13
	0-928247-8	8	08-D	40	35	BLUE/blau		B	△12 △13
	6-928247-7	7	-	35	30	GREEN/grün		A	△12 △13
	4-928247-7	7	-	35	30	NATURE/natur	UL94V-0	A	△12 △13
	3-928247-7	7	-	35	30	NATURE/natur		A	△12 △13
	0-928247-7	7	07-C	35	30	GREY/grau		B	△12 △13
	2-928247-6	6	06-D	30	25	BLUE/blau		B	△12 △13
	0-1703150-6	6	06-C	30	25	GREY/grau	UL94V-2	A	△12 △13
	0-928247-6	6	06-C	30	25	GREY/grau		B	△12 △13
	6-928247-5	5	-	25	20	NATURE/natur		B	△12 △13
	5-928247-5	5	-	25	20	GREEN/grün		B	△12 △13
	3-928247-5	5	05-D	25	20	BLUE/blau		A	△12 △13
	2-1703150-5	5	05-B	25	20	BLACK/schwarz		A	△12 △13
	2-928247-5	5	05-B	25	20	BLACK/schwarz		A	△12 △13
	9-928247-4	4	-	20	15	NATURE/natur	UL94V-0	A	△12 △13
	5-928247-4	4	04-B	20	15	BLACK/schwarz		A	△12 △13
	4-928247-4	4	04-A	20	15	NATURE/natur		B	△12 △13
	280-3-928247-4	4	04-G	20	15	VIOLET/violett (lila)		B	△12 △13
	2-928247-4	4	04-F	20	15	WHITE/weiß		B	△12 △13
	0-928247-4	4	04-C	20	15	GREY/grau		B	△12 △13
	5-928247-3	3	-	15	10	NATURE/natur		A	△12 △13
NATURE	1-969484-7	4	02-H	15	10	BROWN/braun		A	△12 △13
NATURE	1-969484-8	3	03-D	15	10	BLUE/blau		A	△12 △13
NATURE	3-969484-7	2	02-G	15	10	VIOLET/violett (lila)	UL94V-2	A	△12 △13
	0-928247-3	3	-	15	10	YELLOW/gelb		B	△12 △13
	9-928247-2	2	-	10	5	NATURE/natur		B	△12 △13
	8-928247-2	2	02-C	10	5	GREY/grau		B	△12 △13
NATURE	0-969484-3	7	02-P	10	5	PURPLED/purpurröt		A	△12 △13
	6-928247-2	2	02-A	10	5	NATURE/natur		B	△12 △13
	5-928247-2	2	02-E	10	5	GREEN/grün		B	△12 △13
	4-928247-2	2	02-K	10	5	YELLOW GREEN/gelbgrün		B	△12 △13
	3-928247-2	2	02-I	10	5	ORANGE/orange		A	△12 △13
	280-2-928247-2	2	02-O	10	5	PINK/rosa		A	△12 △13
	0-928247-2	2	02-B	10	5	BLACK/schwarz		B	△12 △13

TABLE/TABELLE

PART NO.	POS.	RAST 5	DIM A	DIM B	COLOUR	MATERIAL	LOCKING LATCH	MATED WITH
Bestell-Nr.	Pol.	Rast 5	Maß A	Maß B	Farbe		Rasthaken	Gegenstecker

THIS DRAWING IS A CONTROLLED DOCUMENT. DIMENSIONS: mm. TOLERANCES UNLESS OTHERWISE SPECIFIED: #0-2, #0-1, #0-001, #0-0001. ANGLES FINISH






TE Connectivity








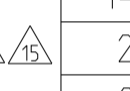
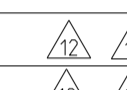

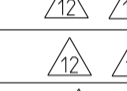
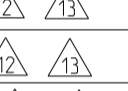


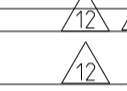
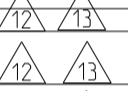
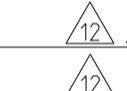
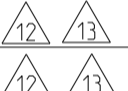
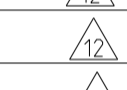
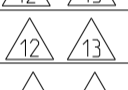
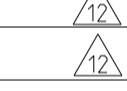
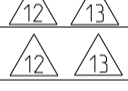
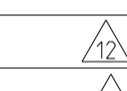

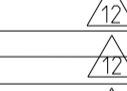
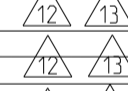

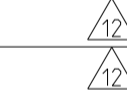
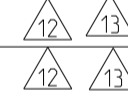
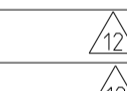
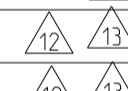
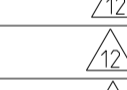

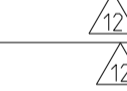
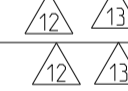


















2-12 POS. STANDARD TIMER HSG WITH EXTERIOR LOCKING

Customer Drawing

SCALE: 5:1


LOC	DIST	REVISIONS					
		P	LTN	DESCRIPTION	DATE	DMN	APVD
A1	-			SEE SHEET 1			

-  ONLY FOR 2322912-3. TOLERANCE IS +0.1/-0.15
-  ONLY FOR 2322912-6, 1-2364737-1. TOLERANCE IS -0.30
-  CANDIDATE PRELIMINARY P/N. NOT YET OFFICIAL. ONLY FOR DISCUSSION. NOT YET RELEASED FOR PRODUCTION
-  DOUBLE SOURCE RESIN: ALTERNATIVE RESIN UNDER APPROVAL
-  DOUBLE SOURCE RESIN PA66/6

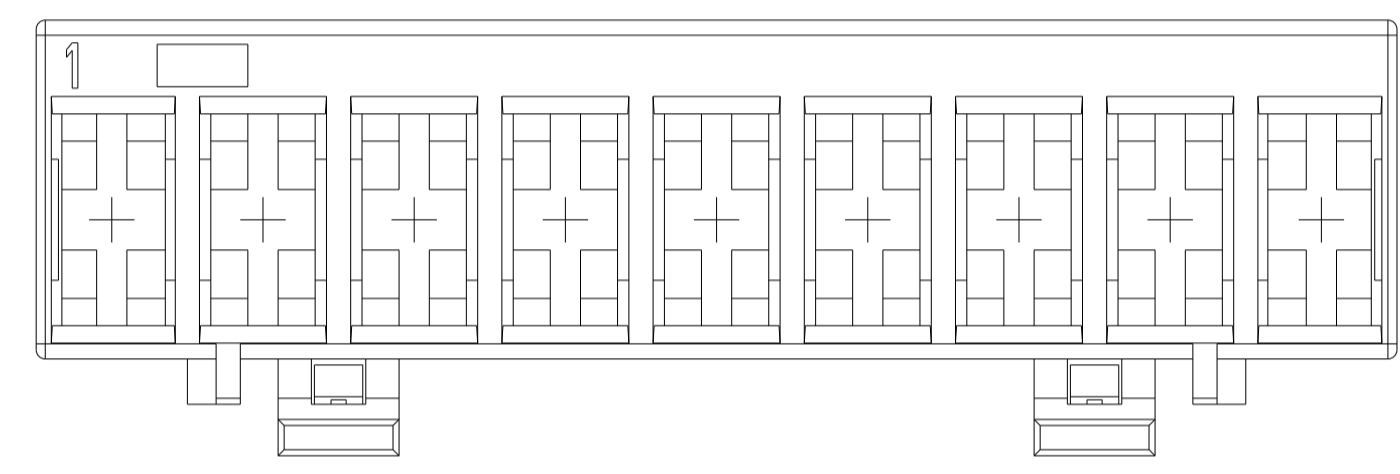
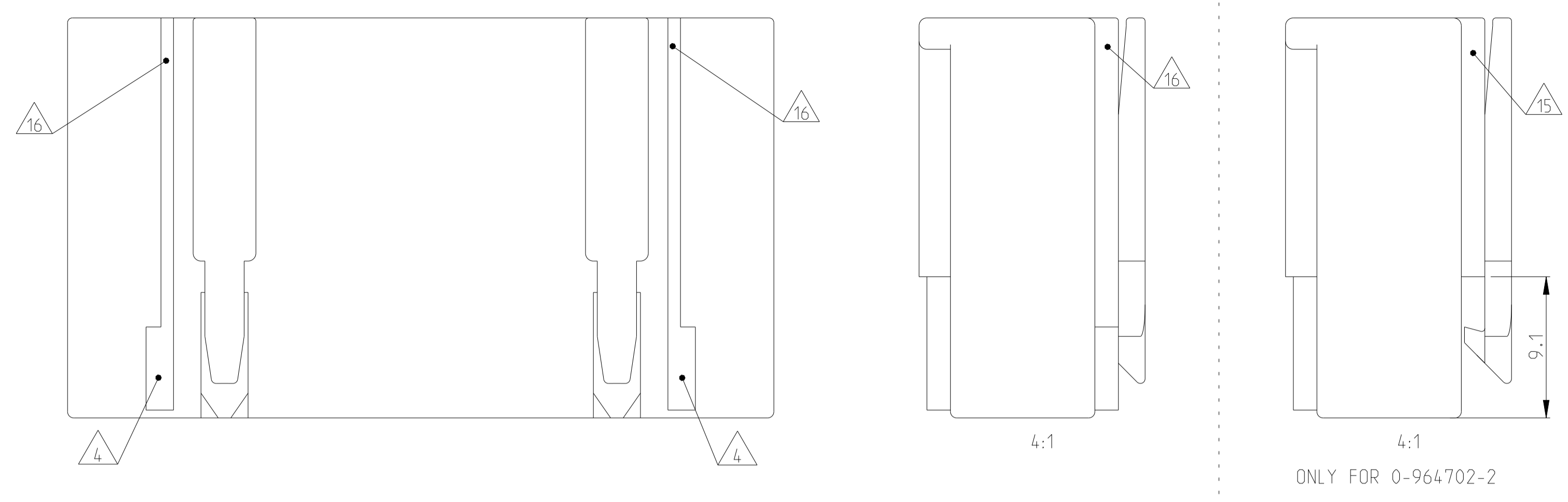
	6-1241965-5	5	-	25	20	NATURAL	UL94-V0 & GW EPT 750 no flame	D	 
	5-1241965-5	5	05-B	25	20	NATURAL	 	E	 
 	1-2364737-1	11	11-B	55	50	BLUE	UL94-V0 & GW EPT 750 no flame	B	 
	2364737-9	9	-	45	40	BLUE		C	 
	2364737-5	5	-	25	20	BLUE		B	 
	1-2364737-2	2	02-B	10	5	BLUE		B	 
	2364737-2	2	02-A	10	5	BLUE		B	 
	2322912-8	8	08-D	40	35	BLUE	PA66 UL94 V0 GW T 750	B	 
	2322912-6	6	06-D	30	25	BLUE		B	 
	2322912-3	3	-	15	10	YELLOW		B	 
	2-2322912-2	2	02-A	10	5	NATURE		B	 
	1-2322912-2	2	02-G	10	5	BLUE		B	 
	2322912-2	2	02-C	10	5	GREY		B	 
	5-1241965-7	7	07-C	35	30	NATURAL	PA66 UL94 V0 GW T 750 CT1350	E	 
	4-1241965-7	7	-	35	30	NATURAL		E	 
	5-1241965-5	5	05-B	25	20	NATURAL		E	 
	5-1241965-4	4	-	20	15	NATURAL		E	 
	4-1241965-4	4	-	20	15	NATURAL		E	 
	3-1241965-4	4	-	20	15	NATURAL		E	 
	2-1241965-4	4	-	20	15	NATURAL		E	 
	1-1241965-4	4	04-C	20	15	NATURAL		E	 
	8-1241965-2	2	02-C	10	5	NATURAL		E	 
	2-1241965-2	2	-	10	5	NATURAL		E	 
	PART NO.	POS.	RAST 5	DIM A	DIM B	COLOUR	MATERIAL	LOCKING LATCH	MATED WITH
	SPECIAL VERSION: UL94 V0 & GW T 750								

2345754-1	2	02-C	10	5	NATURAL	PA66 UL94 V0	E	 
PART NO.	POS.	RAST 5	DIM A	DIM B	COLOUR	MATERIAL	LOCKING LATCH	MATED WITH
SPECIAL VERSION: UL94 V0								

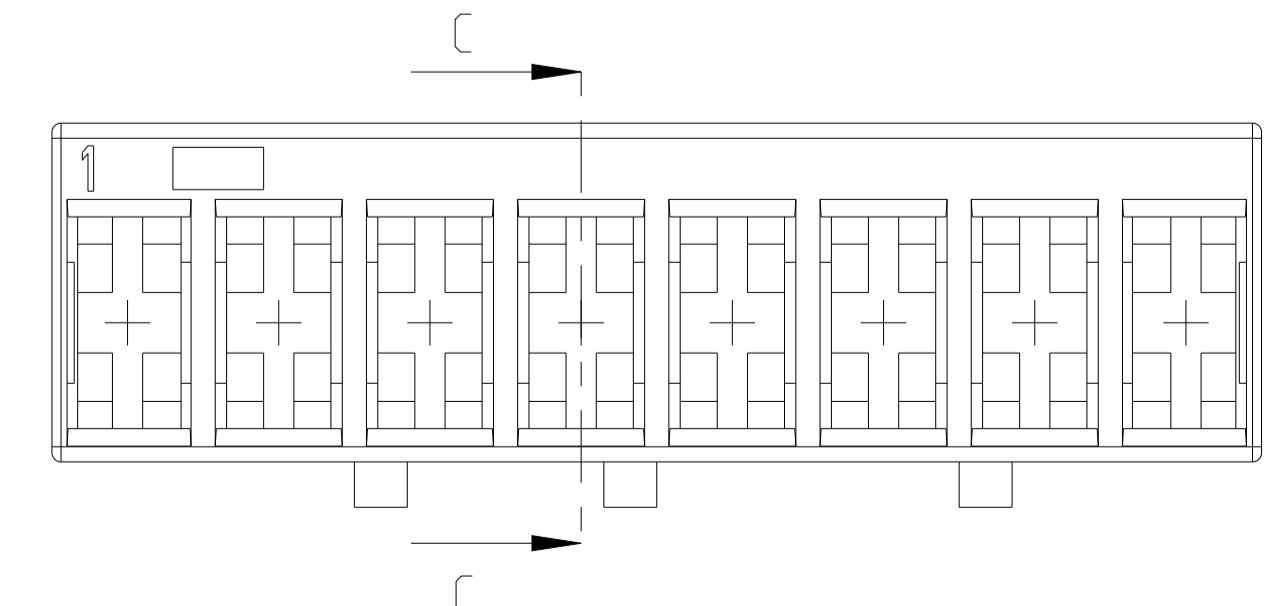
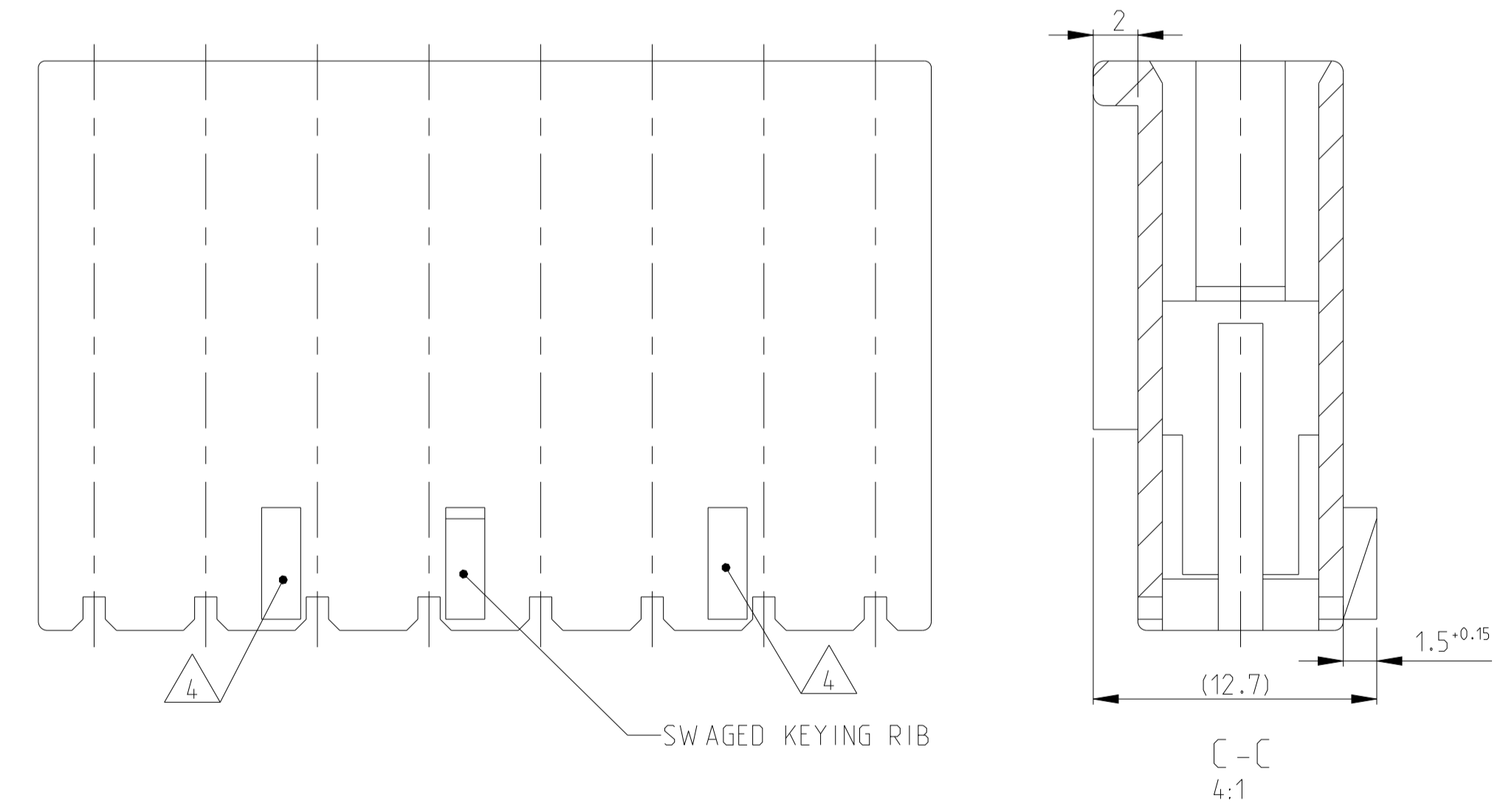
KEYING PLAN SEE SHEET 2 OF 4

THIS DRAWING IS A CONTROLLED DOCUMENT.		DMN Kishor M 07-JUL-2017	 TE Connectivity NAME 2-12 POS. STANDARD TIMER HSG WITH EXTERIOR LOCKING	
DIMENSIONS: mm		CHK K. Munz 07-NOV-06		
TOLERANCES UNLESS OTHERWISE SPECIFIED:		APVD Th. Klenner 07-NOV-06	PRODUCT SPEC 108-18049	
0 PLC ± 1 PLC ±0.1 2 PLC ±0.01 3 PLC ±0.001 4 PLC ±0.0001 ANGLES FINISH *		SIZE A1	CAGE CODE 00779	DRAWING NO 4241965
MATERIAL SEE TABLES		WEIGHT -	RESTRICTED TO -	
		Customer Drawing	SCALE 5:1	SHEET 3 OF 4

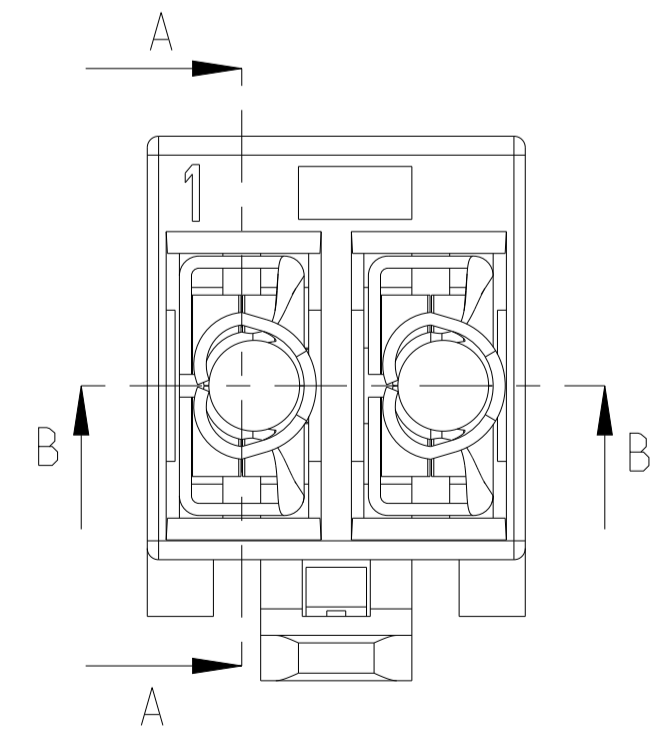
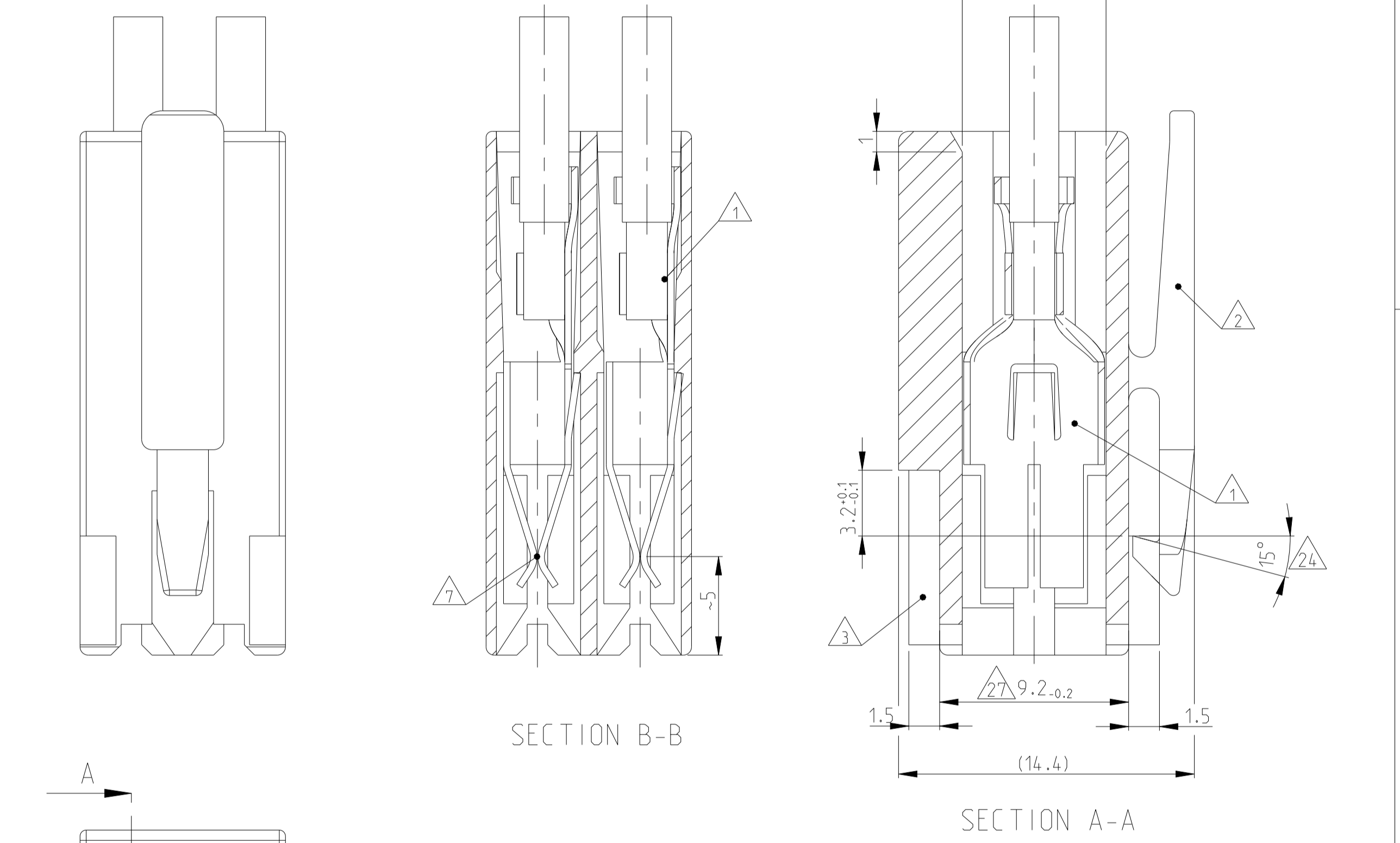
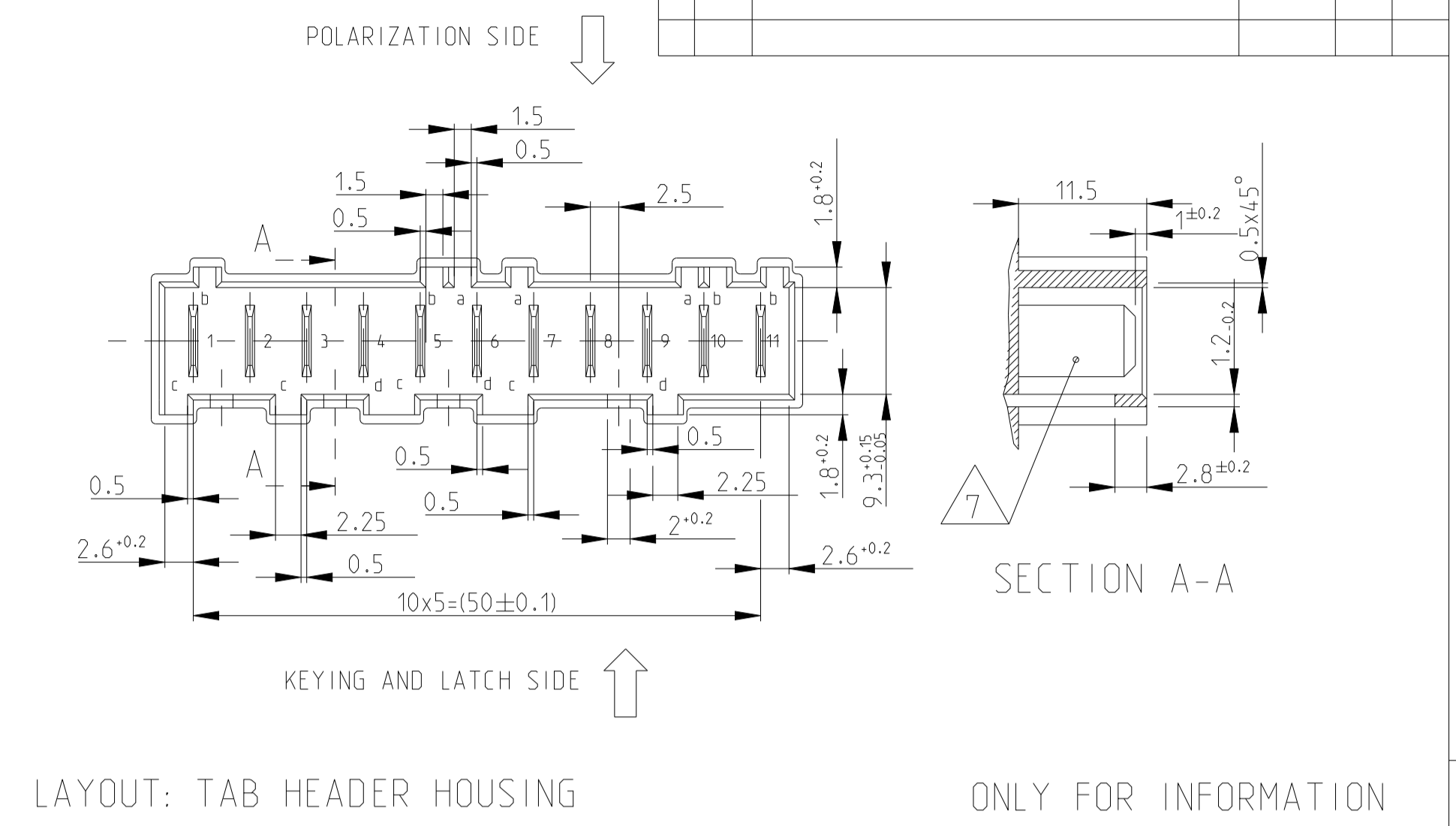
SPECIAL VERSIONS $\triangle 15$ $\triangle 16$
 9 POS STD. TIMER HSG. WITH TANGLING PROTECTION



SPECIAL VERSION $\triangle 18$
 8 POS SPECIAL STD. TIMER HSG.



LOC	DIST	REVISIONS			
P	LTN	DESCRIPTION	DATE	OWN	APVD
-	-	SEE SHEET 1	-	-	-



THIS DRAWING IS A CONTROLLED DOCUMENT.		OWN: Kishor M	16 JUL 2017	
DIMENSIONS: mm		CHK: K. Munz	07-NOV-06	
TOLERANCES UNLESS OTHERWISE SPECIFIED: ±0.2		APVD: Th. Klenner	07-NOV-06	NAME
0-PLC ±0.1 1-PLC ±0.1 2-PLC ±0.05 3-PLC ±0.001 4-PLC ±0.0001		PRODUCT SPEC	108-18049	2-12 POS. STANDARD TIMER HSG WITH EXTERIOR LOCKING
MATERIAL: SEE TABLES		APPLICATION SPEC		SIZE: A1
ANGLES: FINISH: -		WEIGHT: -	Customer Drawing	CAGE CODE: 00779
		SCALE: 5:1	SHEET: 4 OF 4	REV: C2