CUSTOMER: CISCO

ITEM	QTY	PART NUMBER	DESCRIPTION
1	1	73664-0356	STIFFENER
2	5	73726-0000	MOUNTING SCREW
3	2	73632-0120	72 POS. SIGNAL, UNSHIELDED
4	6	73632-1020	144 POS. SIGNAL, SHIELDED
5	1	73660-0000	GUIDE MODULE, KEY A
6	1	73651-0233	POWER MODULE, TYPE LMS
7	4	73665-0000	MOUNTING EAR
8	1	73728-0000	CUSTOM LABEL

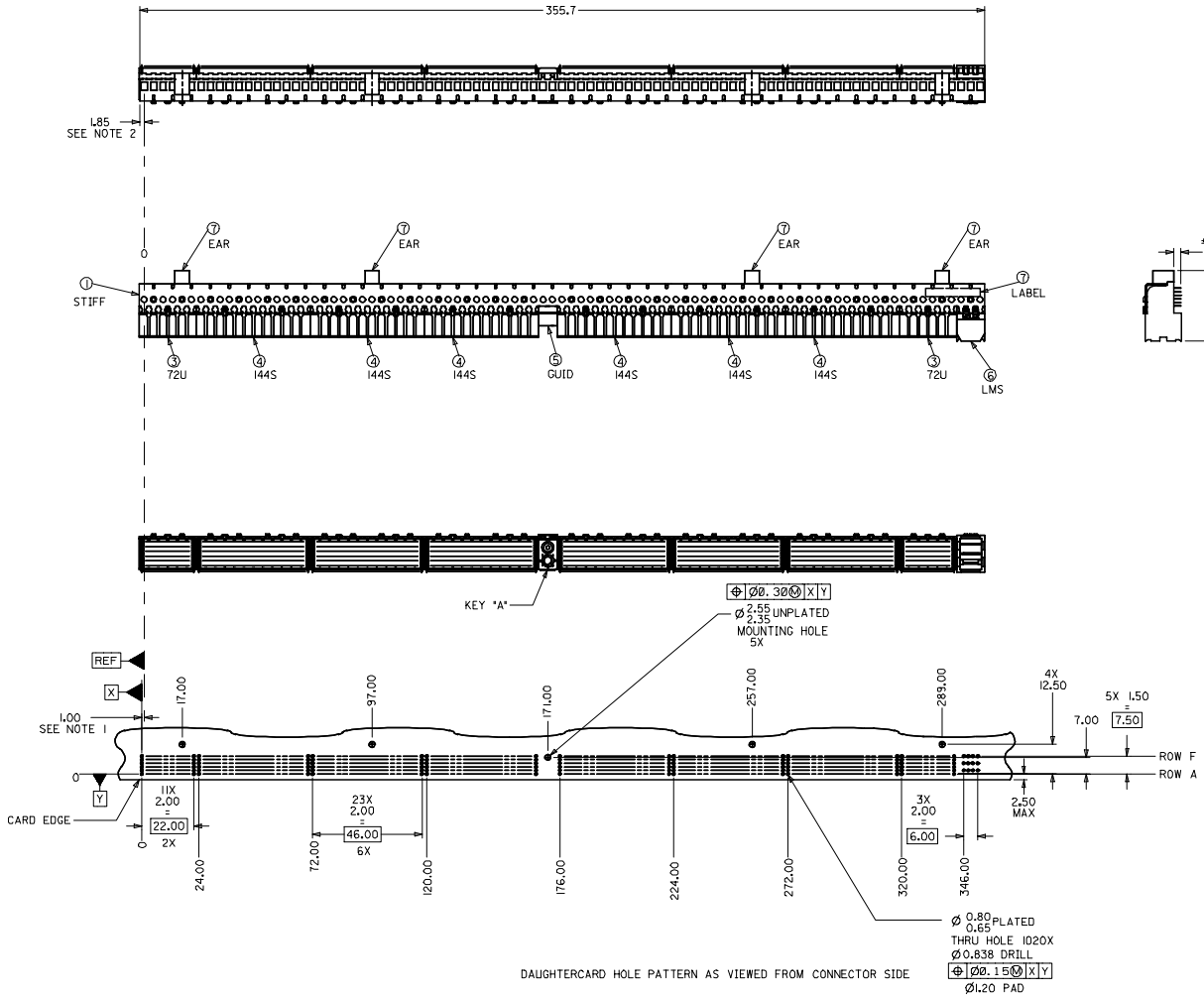

DAUGHTERCARD HOLE PATTERN AS VIEWED FROM CONNECTOR SIDE

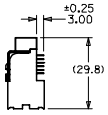

NOTES:
1. DISTANCE FROM "REF" PLANE TO FIRST SIGNAL CONTACT.
2. DISTANCE FROM "REF" PLANE TO LEFT END OF STIFFENER.
3. DIMENSIONS ARE IN MILLIMETERS.
4. THIS PRODUCT CONFORMS TO MOLEX PRODUCT SPECIFICATION PS-73670-9999.
5. NON-TOLERANCED DIMENSIONS ARE BASIC.
6. FINISH:
   0.75 MICROMETERS MINIMUM SELECTIVE GOLD (Au) IN MATING AREA
   2.50 MICROMETERS MINIMUM SELECTIVE TIN (Sn) IN TAIL AREA
   NICKEL (Ni) UNDERPLATE OVERALL.
7. PACKAGED PER PK-70873-0820.
8. THE 3-LETTER TYPE CODE REFERS TO BLADE LENGTH IN ROWS B, D, & F, RESPECTIVELY. S=SHORT, M=MEDIUM, & L=LONG.
9. THIS PART CONFORMS TO CLASS "B" REQUIREMENTS OF MOLEX COSMETIC SPECIFICATION PS-45499-002.

DETAIL "B"
KEYING BUSHING LOCATIONS

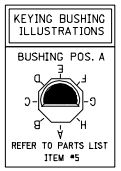

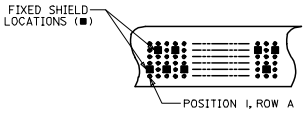

DETAIL "A"
FIXED SHIELD LOCATIONS

REV	DESCRIPTION		
C	MODIFY FINISH		
	ECL NO: UCP2007-2320		
	DRWN: CSTEWART	2007/07/02	
	CHKD:	2007/07/02	
	APPR: DBRINKMA	2007/07/03	

QUALITY SYMBOLS: ▼=0 ▽=0

GENERAL TOLERANCES (UNLESS SPECIFIED)

	mm	INCH
4 PLACES	± ---	± ---
3 PLACES	± ---	± ---
2 PLACES	± ---	± ---
1 PLACE	± ---	± ---
ANGULAR ±1/2°		

DRAFT WHERE APPLICABLE MUST REMAIN WITHIN DIMENSIONS

DIMENSION STYLE: MM ONLY	SCALE: 1:1	DESIGN UNITS: METRIC	THIRD ANGLE PROJECTION
DRAWN BY: JPB	DATE: 1999/04/22	TITLE: HDM PLUS DAUGHTERCARD SALES ASSEMBLY	
CHECKED BY: SMR	DATE: 1999/04/22		
APPROVED BY: CAB	DATE: 1999/04/22	MOLEX INCORPORATED	
MATERIAL NO.: 73670-0267		DOCUMENT NO.: SDA-73670-0267	SHEET NO.: 1 OF 1
SIZE: D			

THIS DRAWING CONTAINS INFORMATION THAT IS PROPRIETARY TO MOLEX INCORPORATED AND SHOULD NOT BE USED WITHOUT WRITTEN PERMISSION

tb_frame_D_P_ME_T
Rev. E 2006/04/15