



Datasheet 3/2019

Passive harmonic filter with very high attenuation of current harmonic distortion and overvoltage spikes

APPROVALS:

FINHRM.(016 - 200).M
FEATURES

- Rated current from 16 to 200A
- THDI reduction <15%
- THDI <10% with DC reactor

BENEFITS

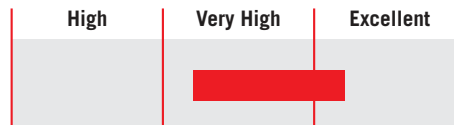
- 2 Year warranty
- Safety terminal block connectors
- Improves harmonics and flicker

MARKETS

- Variable frequency drives
- Woodworking machinery
- Packaging machinery
- Printing machinery

ORDERING CODE

FINHRM	.016	.M	010
Model	Current (A)	Connection	
		M = Terminal block	

ATTENUATION INDICATOR

TECHNICAL SPECIFICATIONS

Nominal voltage	400 / 480 Vac (600Vac upon request)
Frequency	50 – 60 Hz
Rated current	16 to 200A
Potential test voltage phase to phase	2400 Vdc (2 sec.)
Potential test voltage phase to ground	3200 Vdc (2 sec.)
IP Protection	IP20
Overload capability	4 x Rated current (Switch ON) 2 x In 10 seconds 1.5 In for 10 minutes
Climatic class	-40 / +85° C
MTBF at 40°C	250.000 Hrs

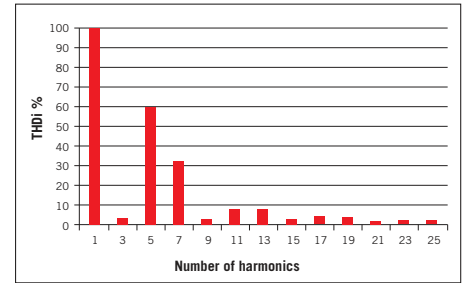
ELECTRICAL CHARACTERISTICS

FINHRM	Rated Current 40°C	Rated Current 50°C	Power Loss (W)
.016.M	16	12	80
.030.M	30	24	97
.050.M	50	45	170
.075.M	75	68	225
.100.M	100	90	257
.150.M	150	135	320
.200.M	200	180	575
.215.M	218	215	600

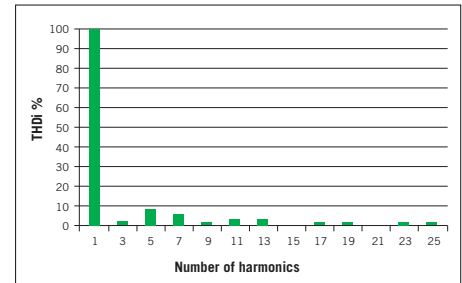
CONNECTIONS

LINE			PE	
Solid Cable (mm ²)	Stranded Cable (mm ²)	Terminal Torque (Nm)	d2 (mm)	Torque (Nm)
0.2 - 10	0.2 - 6	1.2	M6	6
0.2 - 10	0.2 - 6	1.2	M6	6
0.2 - 10	0.2 - 6	1.2	M6	6
4 - 25	6 - 35	4.5	M6	6
10 - 50	10 - 50	4	M6	6
35 - 95	35 - 95	20	M6	6
35 - 95	35 - 95	20	M6	6
35 - 95	35 - 95	20	M6	6

TYPICAL MEASUREMENT



Typical measurement without FINHRM

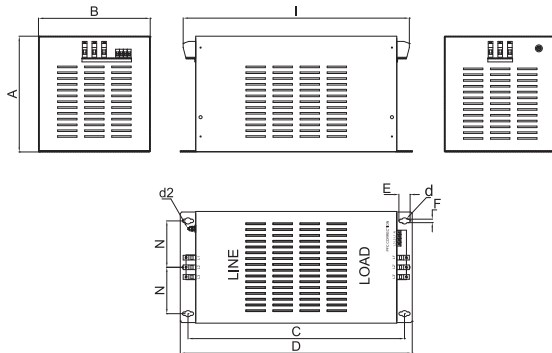


Typical measurement with FINHRM

MECHANICAL DIMENSIONS mm

FINHRM	A	B	C	D	E	F	I	N	d	d2	Weight Kg.	Case
.016.M	300	250	400	440	29	9	396	100	16	M6x20	25	1
.030.M	300	250	400	440	29	9	396	100	16	M6x20	28.2	1
.050.M	300	290	560	600	29	9	585	120	16	M6x20	45.5	1
.075.M	300	290	560	600	29	9	585	120	16	M6x20	65	1
.100.M	320	440	660	700	29	9	706	195	16	M6x20	83	1
.150.M	320	440	660	700	29	9	706	195	16	M6x20	104	1
.200.M	450	504	860	900	29	9	920	225	16	M6x20	190	1
.215.M	450	504	860	900	29	9	920	225	16	M6x20	195	1

CASE 1



ASSEMBLY CONNECTION "M"

