

DO NOT SCALE FROM THIS PRINT

QFSS-XXX-XX.XX-X-D-X-XXX-X-XX

No OF POSITIONS

-026, -052, -078,
-104, *-130
(PER ROW)

LEAD STYLE

-04.25 (SEE NOTE 10)

PLATING SPECIFICATION

-L: LIGHT GOLD (USE C-181-04.25-L)
-H: HEAVY GOLD (USE C-181-04.25-H)
(ALL PLATING STYLES USE
SH2-01-L & T-1G20-04.25-L)

ROW SPECIFICATION

-D: DOUBLE

* = NOT TOOLED

PACKAGING OPTION

BLANK: TRAYS (SEE NOTE 9)
-TR: TAPE & REEL PACKAGING (SEE NOTE 11 & 12)
(-026 THRU -078 WITHOUT OPTIONS
-GP OR -PXX, -026 THRU -052
WITH OPTIONS-GP OR -PXX)
-FR: FULL REEL QTY TAPE & REEL (SEE NOTE 11 & 12)
(-026 THRU -078 WITHOUT OPTIONS
-GP OR -PXX, -026 THRU -052
WITH OPTIONS-GP OR -PXX)

PICK & PLACE PAD

-P: PICK & PLACE PAD
(USE PPP-51, SEE FIG 4, SHEET 5)

OPTION

-BM: BLIND MATE SHIELD (USE ASP-126355-02-P-L)
-GP: GUIDE HOLES
(SEE FIG 2, SHEET 3)
[NOT AVAILABLE WITH -PXX]
-PC4: 4 POWER POS PER END (.062" THICK BOARD)
(SEE FIG 3, SHEET 4) (USE C-79-06-S)
-PC8: 8 POWER POS PER END (.062" THICK BOARD)
(SEE FIG 3, SHEET 4) (USE C-79-06-S)
-PT4: 4 POWER POS PER END (.093" THICK BOARD)
(SEE FIG 3, SHEET 4) (USE C-79-09-S)
-PT8: 8 POWER POS PER END (.093" THICK BOARD)
(SEE FIG 3, SHEET 4) (USE C-79-09-S)
[-PXX NOT AVAILABLE WITH -GP]
[-PXX AVAILABLE ON POSITIONS
-026, -052 & -078 ONLY]

ALIGNMENT

-A: ALIGNMENT PIN
[NOT AVAILABLE WITH -PXX]

TABLE 1

No OF POSITIONS	No OF BANKS	COPLANARITY
-026 THRU -078	1 THRU 3	.004[.10]
-104 AND -130	4 AND 5	.006[.15]

NOTES:

- ⊕ REPRESENTS A CRITICAL DIMENSION.
- MAXIMUM BURR ALLOWANCE: .0015 [0.038]
- MINIMUM PUSHOUT FORCE: SIGNAL: .5 LB, SHIELD/GROUND: 1 LB, POWER PIN: .5 LB.
- TERMINALS IN THE FIRST ROW OF EACH BANK AND EVERY FIFTH ROW AFTER THAT WILL NOT BE SHEARED.
- MAXIMUM VARIANCE: .002 [0.05].
- DIMENSION APPLIES TO CONTACTS & GROUND PLANE.
- GROUND PLANE PRESS HEIGHT MUST BE .003 [0.08] LESS THAN THE MAX HEIGHT OR .001 [0.03] GREATER THAN THE MINIMUM HEIGHT OF THE TERMINAL.
- DISREGARD ANY BREAK-OFF BURRS FOR THIS DIMENSION.
- PARTS TO BE PACKAGED IN TRAYS AS STANDARD
- LEADSTYLE -01 MAY BE SUBSTITUTED IN PART CALLOUT FOR -04.25.
- ORDERS WILL BE PACKAGED ACCORDING TO THE SAMTEC PACKAGING EFFICIENCY STANDARDS (SPES) FOUND ON WWW.SAMTEC.COM
- ATTACH LABEL -4X2 TO EACH REEL

F:\DWG\MISC\MKTG\QFSS-XXX-XX.XX-X-D-X-XXX-X-XX-MKT.SLDDRW

UNLESS OTHERWISE SPECIFIED, DIMENSIONS ARE IN INCHES.

TOLERANCES ARE:

DECIMALS ANGLES
.XX: ±.01 [.3] 2°
.XXX: ±.005 [.13]
.XXXX: ±.0020 [.051]

PROPRIETARY NOTE

THIS DOCUMENT CONTAINS CONFIDENTIAL AND PROPRIETARY INFORMATION AND ALL DESIGN, MANUFACTURING, REPRODUCTION, USE, PATENT RIGHTS AND SALES RIGHTS ARE EXPRESSLY RESERVED BY SAMTEC, INC. THIS DOCUMENT SHALL NOT BE DISCLOSED, IN WHOLE OR PART, TO ANY UNAUTHORIZED PERSON OR ENTITY NOR REPRODUCED, TRANSFERRED OR INCORPORATED IN ANY OTHER PROJECT IN ANY MANNER WITHOUT THE EXPRESS WRITTEN CONSENT OF SAMTEC, INC.



520 PARK EAST BLVD, NEW ALBANY, IN 47150
PHONE: 812-944-6733 FAX: 812-948-5047
e-Mail: info@SAMTEC.com code: 55322

MATERIAL: DO NOT SCALE DRAWING SHEET SCALE: 2.5:1

INSULATOR: VECTRA E130, COLOR: BLACK
TERMINAL, GROUND PLANE,
& SHIELD: PHOS BRONZE:

DESCRIPTION:

.635mm DOUBLE ROW SHIELDED TERMINAL STRIP

DWG. NO.

QFSS-XXX-XX.XX-X-D-X-XXX-X-XX

BY: CHAD F 05/28/2002 SHEET 1 OF 5

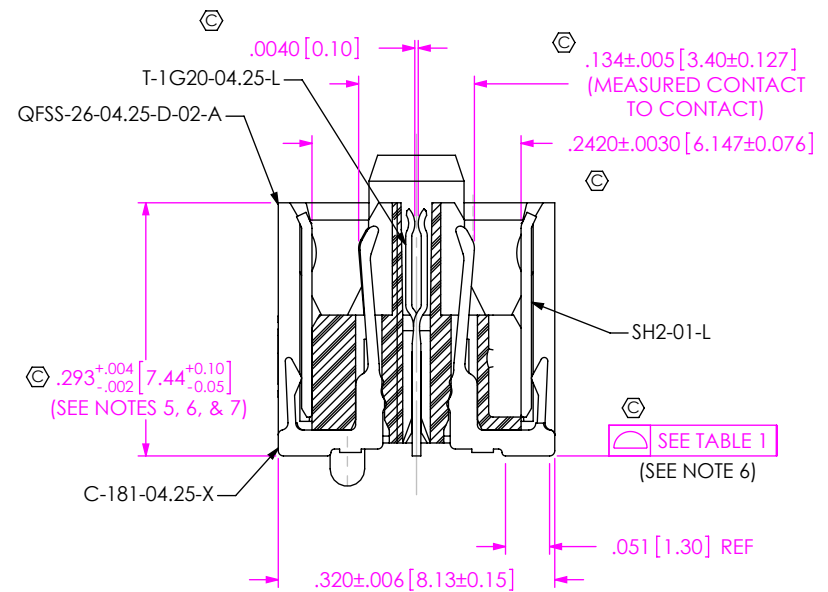
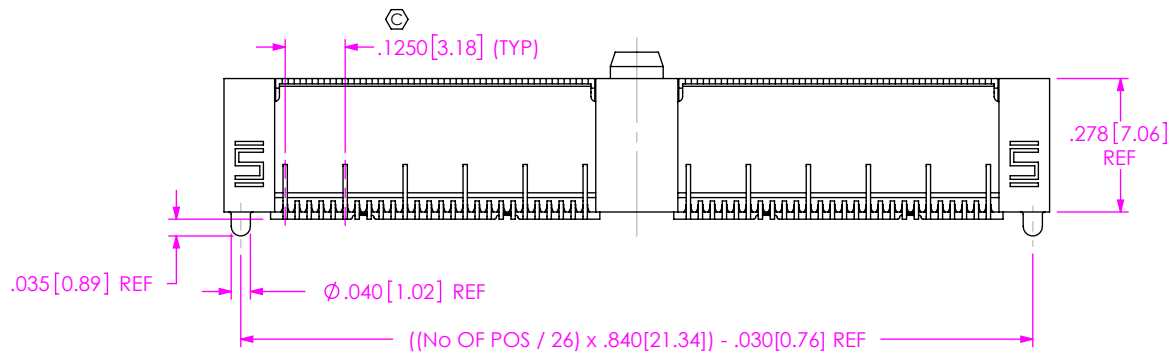
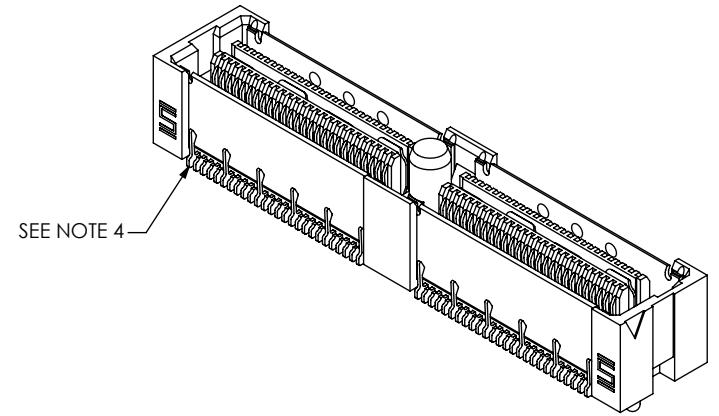
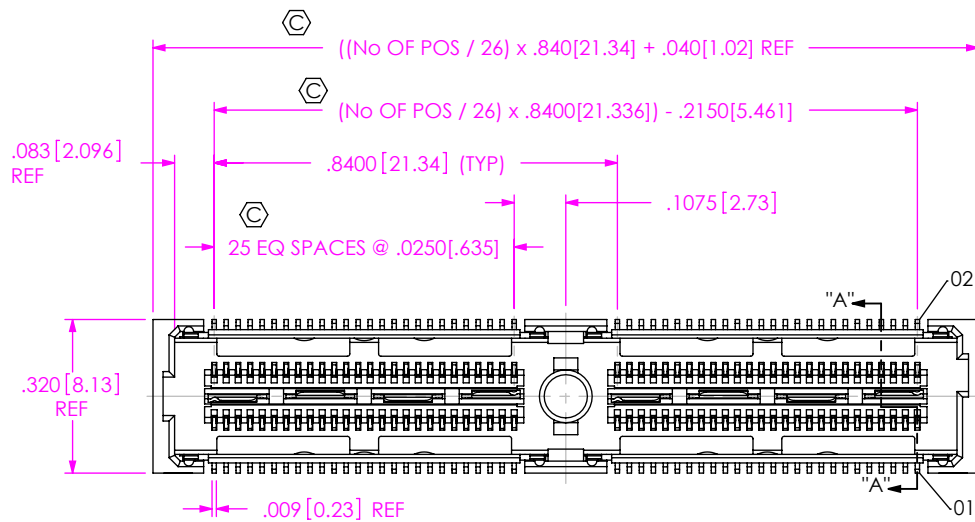


FIG 1
QFSS-052-04.25-X-D-A SHOWN

SECTION "A"-"A"
SCALE 4.5 : 1

PROPRIETARY NOTE
 THIS DOCUMENT CONTAINS CONFIDENTIAL AND PROPRIETARY INFORMATION AND ALL DESIGN, MANUFACTURING, REPRODUCTION, USE, PATENT RIGHTS AND SALES RIGHTS ARE EXPRESSLY RESERVED BY SAMTEC, INC. THIS DOCUMENT SHALL NOT BE DISCLOSED, IN WHOLE OR PART, TO ANY UNAUTHORIZED PERSON OR ENTITY NOR REPRODUCED, TRANSFERRED OR INCORPORATED IN ANY OTHER PROJECT IN ANY MANNER WITHOUT THE EXPRESS WRITTEN CONSENT OF SAMTEC, INC.



520 PARK EAST BLVD, NEW ALBANY, IN 47150
 PHONE: 812-944-6733 FAX: 812-948-5047
 e-Mail: info@SAMTEC.com code: 55322

DO NOT SCALE DRAWING

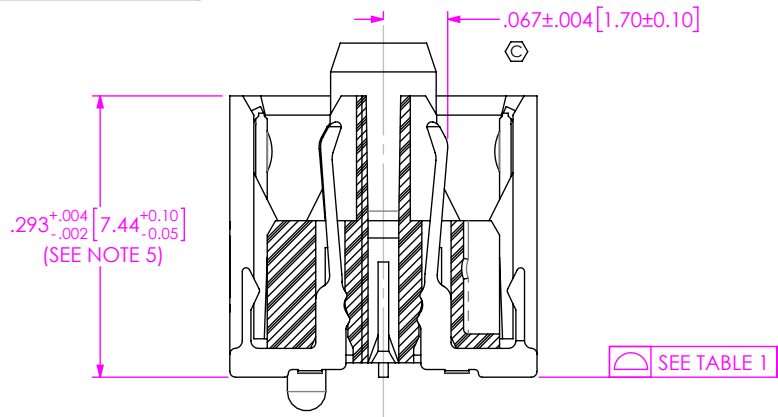
SHEET SCALE: 2.5:1

DESCRIPTION:
.635mm DOUBLE ROW SHIELDED TERMINAL STRIP

DWG. NO.
QFSS-XXX-XX.XX-X-D-X-XXX-X-XX

BY: CHAD F 05/28/2002 SHEET 2 OF 5

IN-PROCESS 1



CONTACT DETAILS

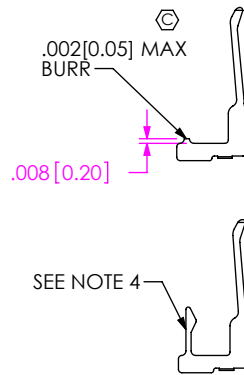


TABLE 2

ASSEMBLY	"A"	"B"
QFSS-026-04.25-X-D-A-GP	1.050[26.67]	1.330[33.78]
QFSS-052-04.25-X-D-A-GP	1.890[48.00]	2.170[55.12]
QFSS-078-04.25-X-D-A-GP	2.730[69.34]	3.010[76.45]
QFSS-104-04.25-X-D-A-GP	3.570[90.68]	3.850[97.79]
* QFSS-130-04.25-X-D-A-GP	4.410[112.01]	4.690[119.13]

* NOT TOOLED

IN-PROCESS 2

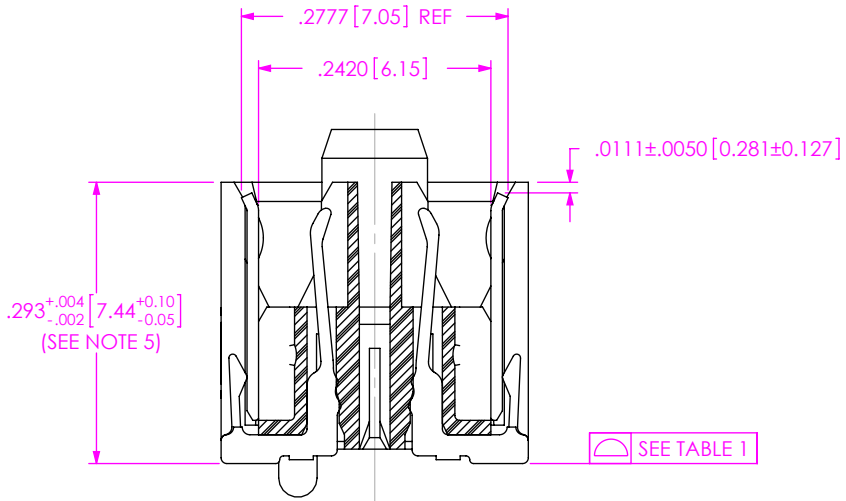
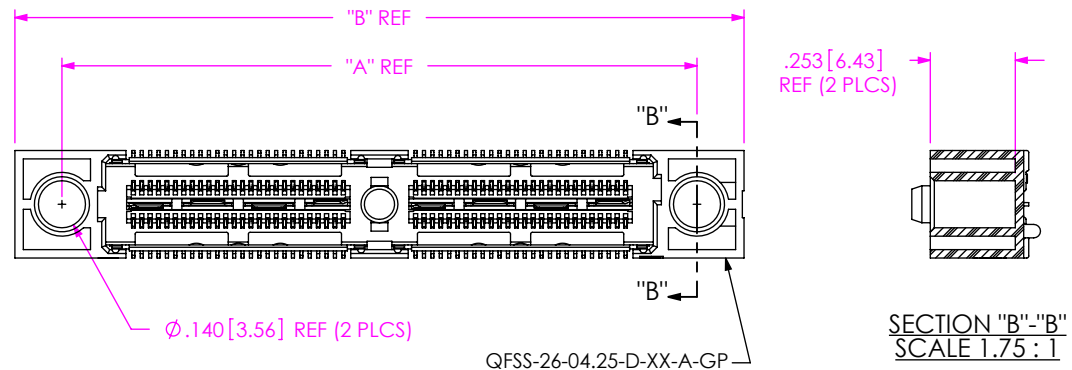


FIG 2

-GP: GUIDE HOLE OPTION
(QFSS-052-04.25-X-D-A-GP SHOWN)
[NOT AVAILABLE WITH -PXX OPTIONS]



PROPRIETARY NOTE

THIS DOCUMENT CONTAINS CONFIDENTIAL AND PROPRIETARY INFORMATION AND ALL DESIGN, MANUFACTURING, REPRODUCTION, USE, PATENT RIGHTS AND SALES RIGHTS ARE EXPRESSLY RESERVED BY SAMTEC, INC. THIS DOCUMENT SHALL NOT BE DISCLOSED, IN WHOLE OR PART, TO ANY UNAUTHORIZED PERSON OR ENTITY NOR REPRODUCED, TRANSFERRED OR INCORPORATED IN ANY OTHER PROJECT IN ANY MANNER WITHOUT THE EXPRESS WRITTEN CONSENT OF SAMTEC, INC.

DO NOT SCALE DRAWING

SHEET SCALE: 2.5:1



520 PARK EAST BLVD, NEW ALBANY, IN 47150
PHONE: 812-944-6733 FAX: 812-948-5047
e-Mail: info@SAMTEC.com code: 55322

DESCRIPTION:
.635mm DOUBLE ROW SHIELDED TERMINAL STRIP

DWG. NO.
QFSS-XXX-XX.XX-X-D-X-XXX-X-XX

BY: CHAD F 05/28/2002 SHEET 3 OF 5

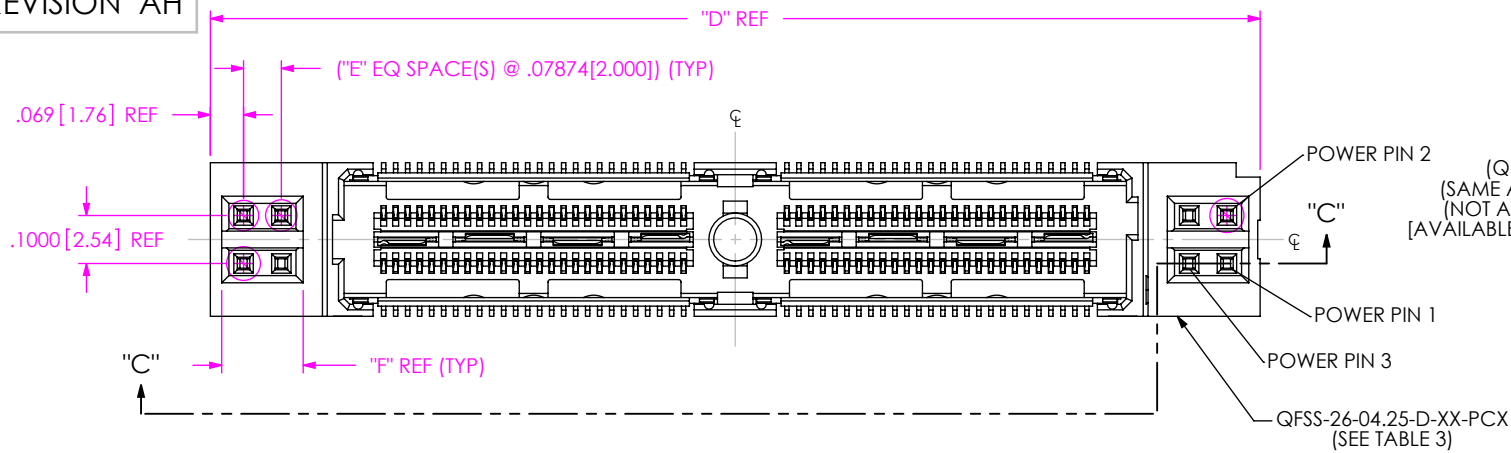


FIG 3
 POWER COMBO OPTIONS
 (QFSS-052-04.25-X-D-PC4 SHOWN)
 (SAME AS FIG 1, UNLESS OTHERWISE STATED)
 (NOT AVAILABLE WITH -A OR -GP OPTIONS)
 [AVAILABLE ON -026, -052 & -078 POSITIONS ONLY]

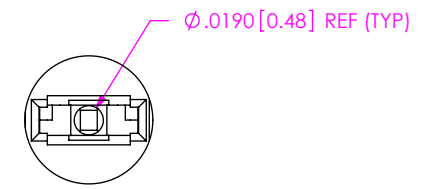
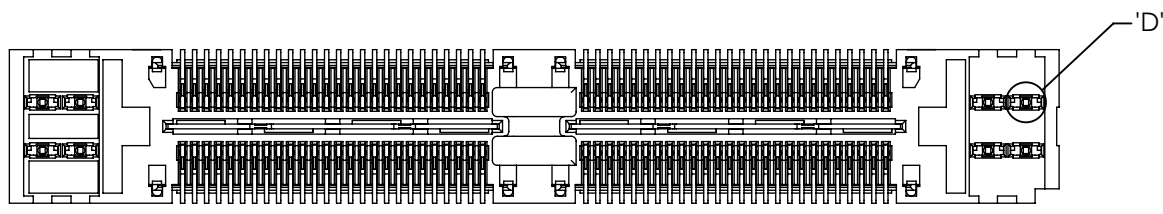
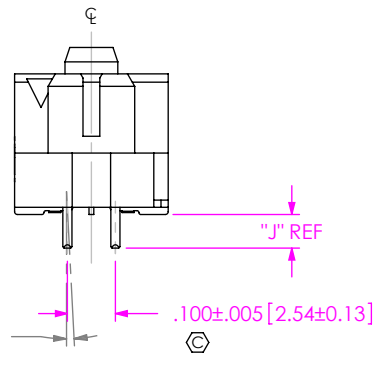
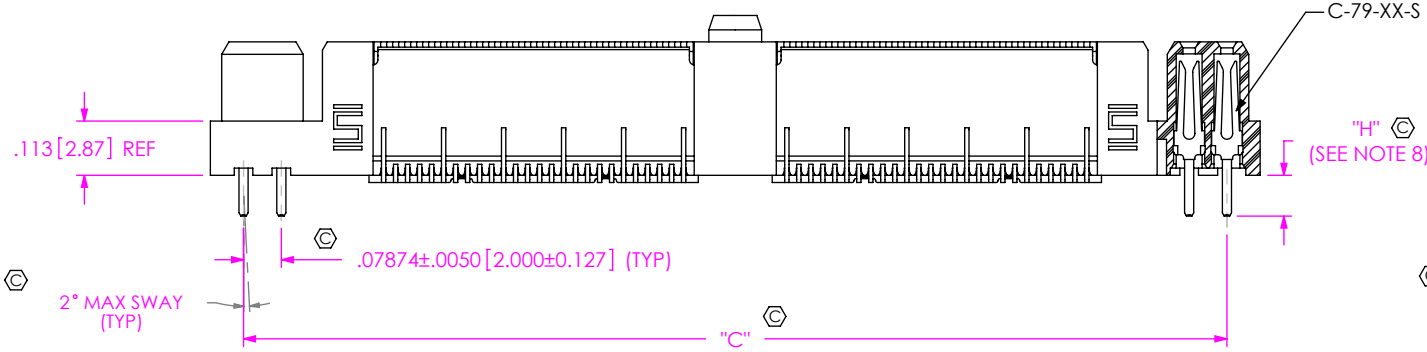


TABLE 5

POWER OPTION	CONTACT	"H"	"J"
PC4/PC8	C-79-06-S	.085[2.16]	.070[1.78]
PT4/PT8	C-79-09-S	.125[3.18]	.110[2.79]

TABLE 3

ASSEMBLY	QFSS-26-04.25-D-XX-PCX	"C"	"D"	"E"	"F"
QFSS-026-01-X-D-X-PX4	QFSS-26-04.25-D-01-PC4	1.209[30.70]	1.347[34.21]	1	.170[4.31]
QFSS-026-01-X-D-X-PX8	QFSS-26-04.25-D-01-PC8	1.524[38.70]	1.662[42.21]	3	.327[8.31]
QFSS-052-01-X-D-X-PX4	QFSS-26-04.25-D-02-PC4	2.049[52.04]	2.187[55.55]	1	.170[4.31]
QFSS-052-01-X-D-X-PX8	QFSS-26-04.25-D-02-PC8	2.364[60.04]	2.502[63.55]	3	.327[8.31]
QFSS-078-01-X-D-X-PX4	QFSS-26-04.25-D-03-PC4	2.889[73.37]	3.027[76.89]	1	.170[4.31]
QFSS-078-01-X-D-X-PX8	QFSS-26-04.25-D-03-PC8	3.204[81.37]	3.342[84.89]	3	.327[8.31]

PROPRIETARY NOTE
 THIS DOCUMENT CONTAINS CONFIDENTIAL AND PROPRIETARY INFORMATION AND ALL DESIGN, MANUFACTURING, REPRODUCTION, USE, PATENT RIGHTS AND SALES RIGHTS ARE EXPRESSLY RESERVED BY SAMTEC, INC. THIS DOCUMENT SHALL NOT BE DISCLOSED, IN WHOLE OR PART, TO ANY UNAUTHORIZED PERSON OR ENTITY NOR REPRODUCED, TRANSFERRED OR INCORPORATED IN ANY OTHER PROJECT IN ANY MANNER WITHOUT THE EXPRESS WRITTEN CONSENT OF SAMTEC, INC.
 DO NOT SCALE DRAWING
 SHEET SCALE: 2.5:1

DETAIL 'D'
 SCALE 8 : 1



DESCRIPTION:
 .635mm DOUBLE ROW SHIELDED TERMINAL STRIP
 DWG. NO.
QFSS-XXX-XX.XX-X-D-X-XXX-X-XX
 BY: CHAD F 05/28/2002 SHEET 4 OF 5

FIG 4
-P: PICK & PLACE PAD OPTION

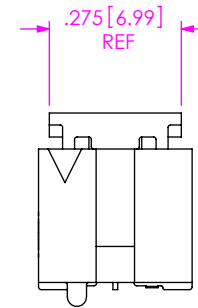
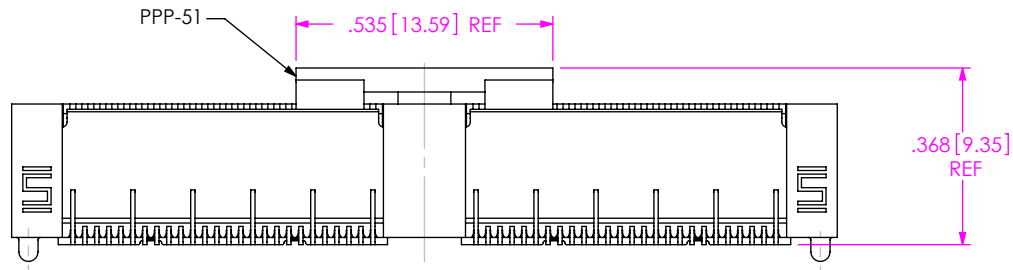
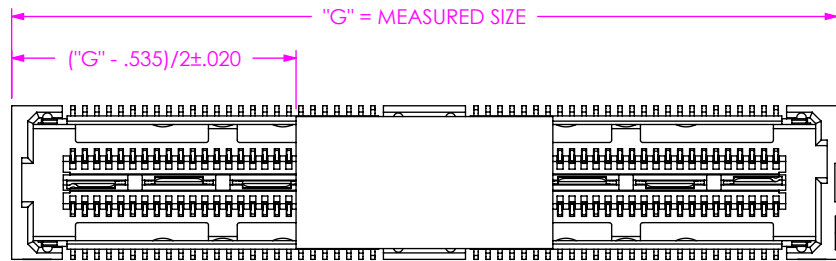
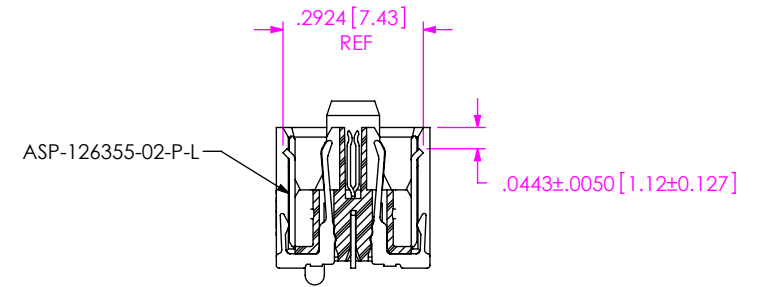
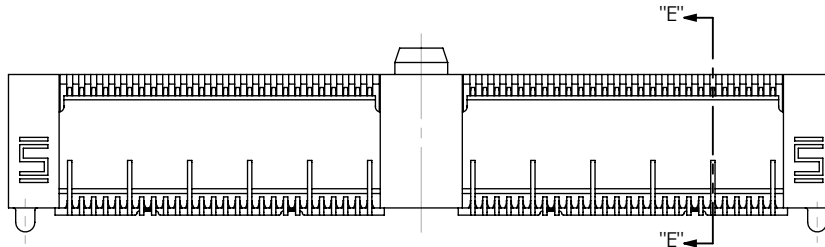


FIG 5
-BM: BLIND MATE SHIELD OPTION
QFSS-052-04.25-X-D-A-BM SHOWN
(SAME AS FIG 1, UNLESS OTHERWISE STATED)



SECTION "E"- "E"

PROPRIETARY NOTE
THIS DOCUMENT CONTAINS CONFIDENTIAL AND PROPRIETARY INFORMATION AND ALL DESIGN, MANUFACTURING, REPRODUCTION, USE, PATENT RIGHTS AND SALES RIGHTS ARE EXPRESSLY RESERVED BY SAMTEC, INC. THIS DOCUMENT SHALL NOT BE DISCLOSED, IN WHOLE OR PART, TO ANY UNAUTHORIZED PERSON OR ENTITY NOR REPRODUCED, TRANSFERRED OR INCORPORATED IN ANY OTHER PROJECT IN ANY MANNER WITHOUT THE EXPRESS WRITTEN CONSENT OF SAMTEC, INC.

DO NOT SCALE DRAWING

SHEET SCALE: 2.5:1



520 PARK EAST BLVD, NEW ALBANY, IN 47150
PHONE: 812-944-6733 FAX: 812-948-5047
e-Mail: info@SAMTEC.com code: 55322

DESCRIPTION:
.635mm DOUBLE ROW SHIELDED TERMINAL STRIP

DWG. NO.
QFSS-XXX-XX.XX-X-D-X-XXX-X-XX

BY: CHAD F 05/28/2002 SHEET 5 OF 5