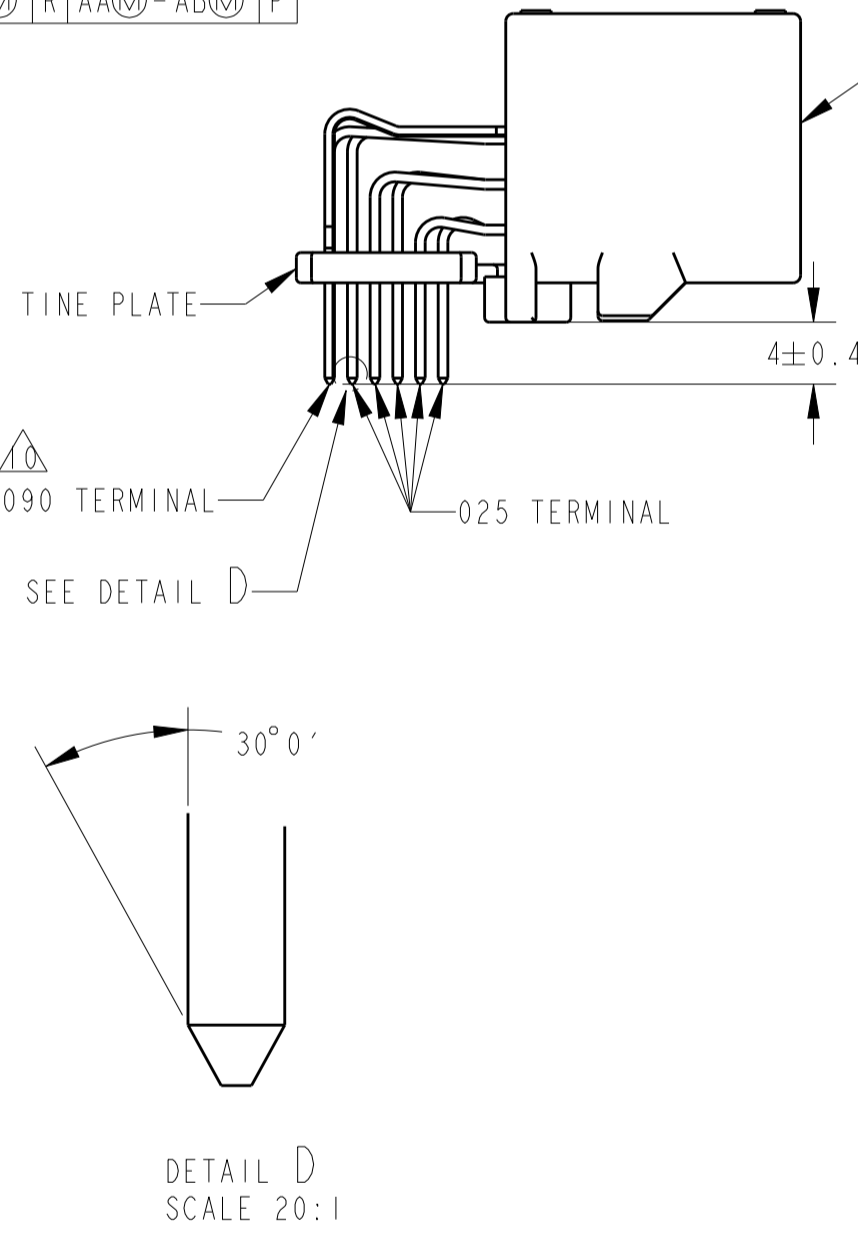
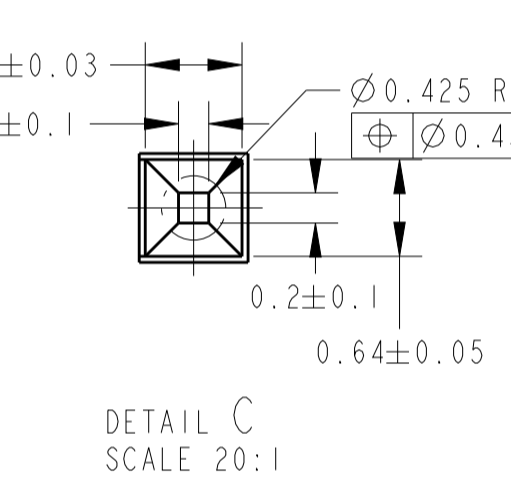
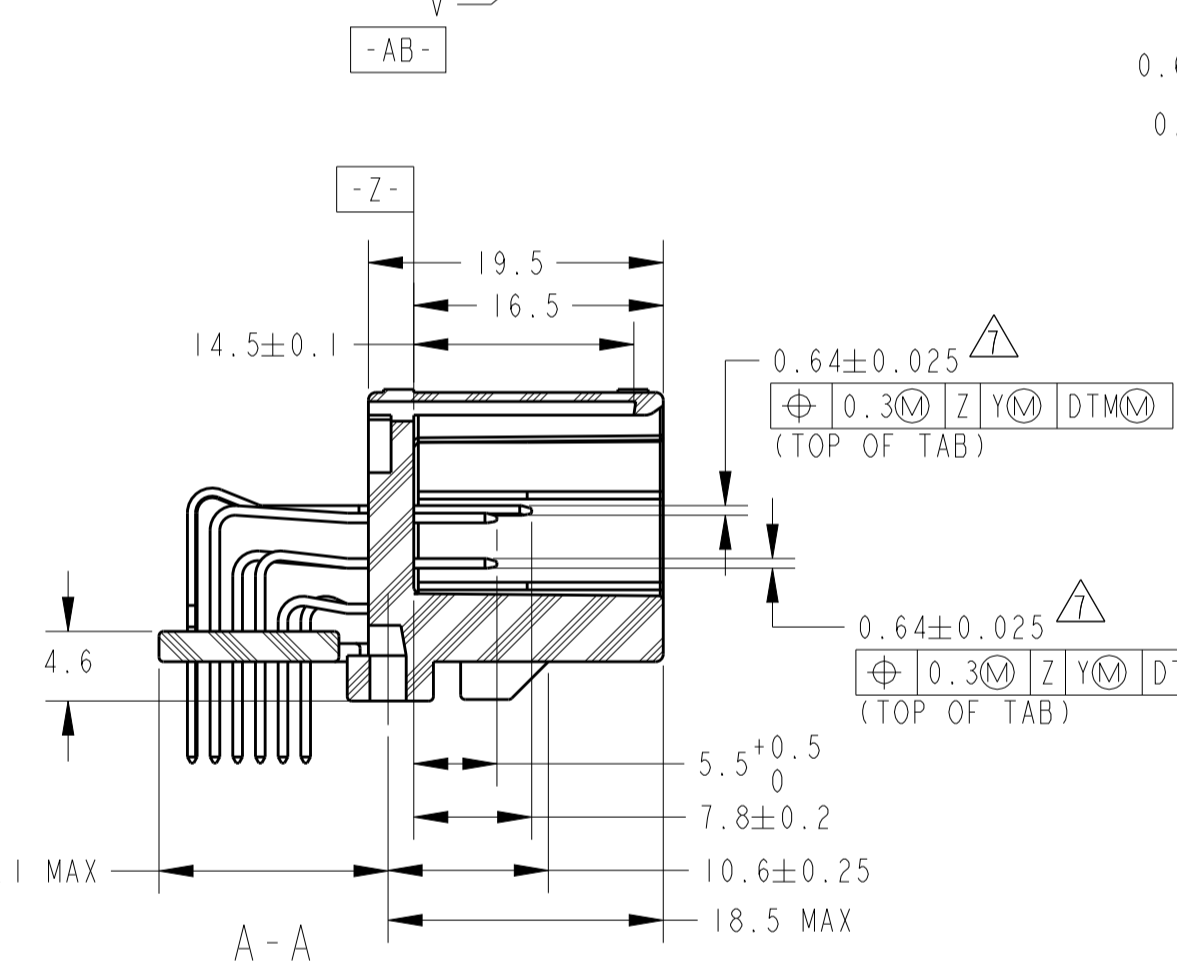
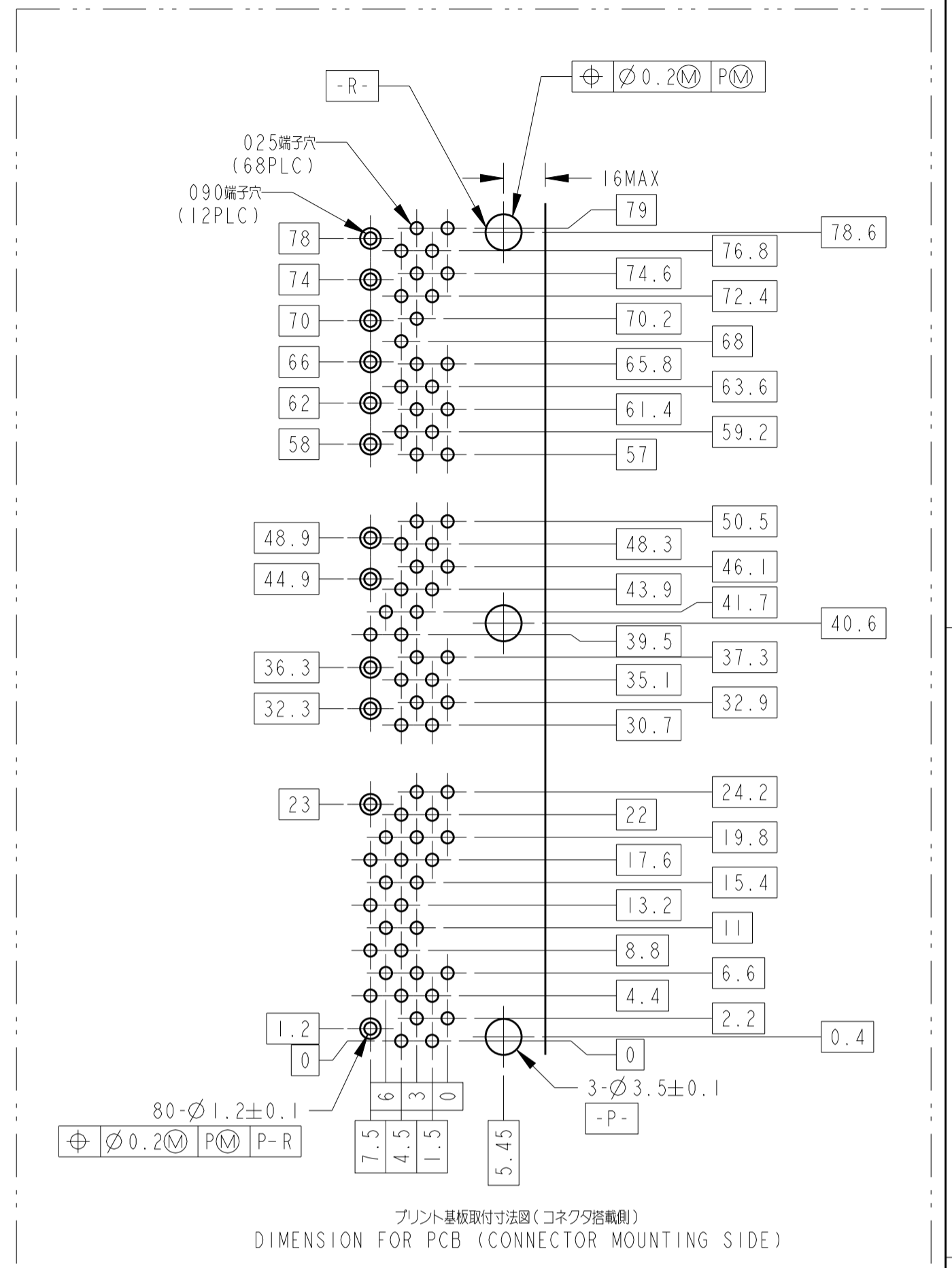
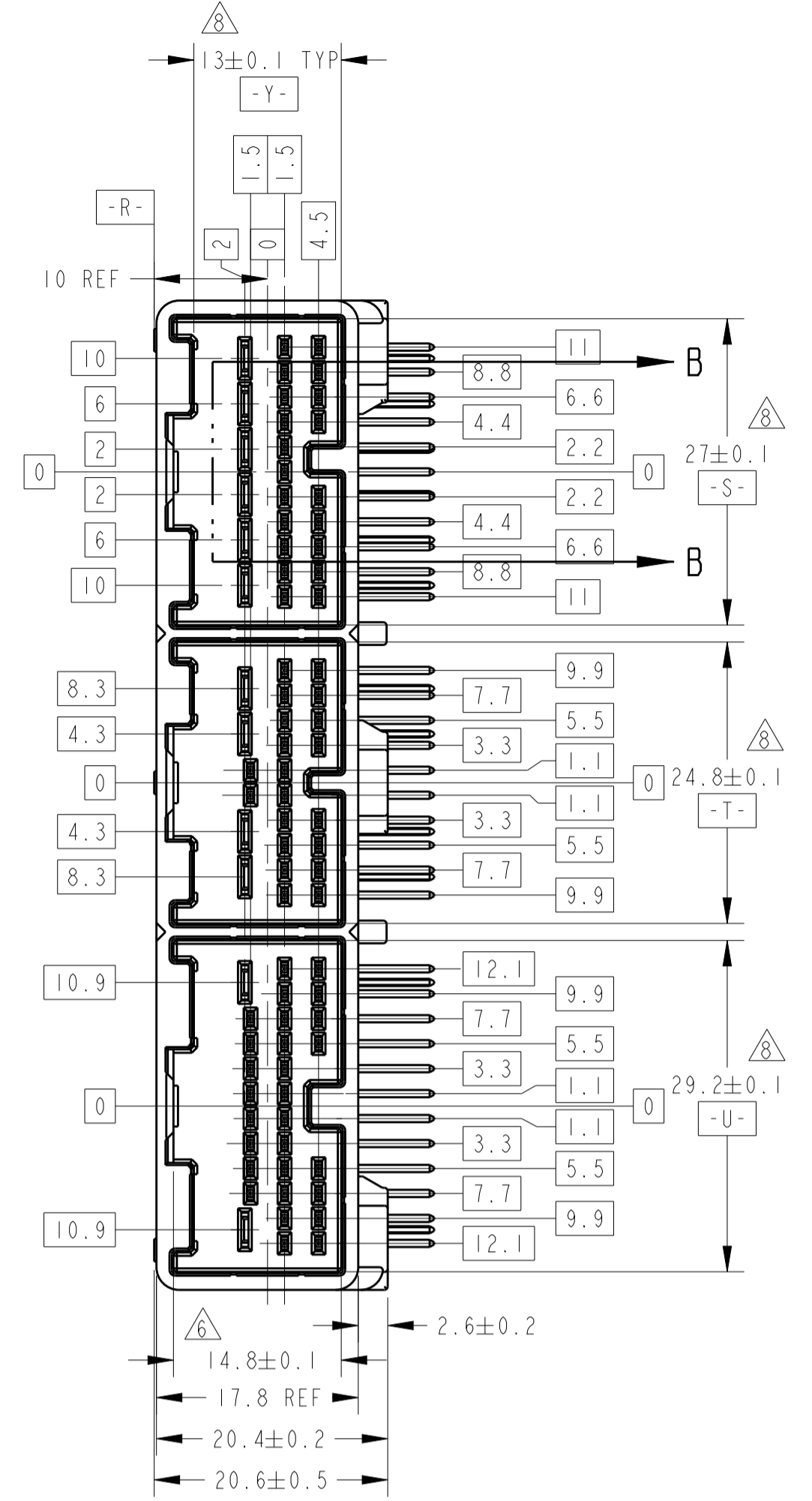
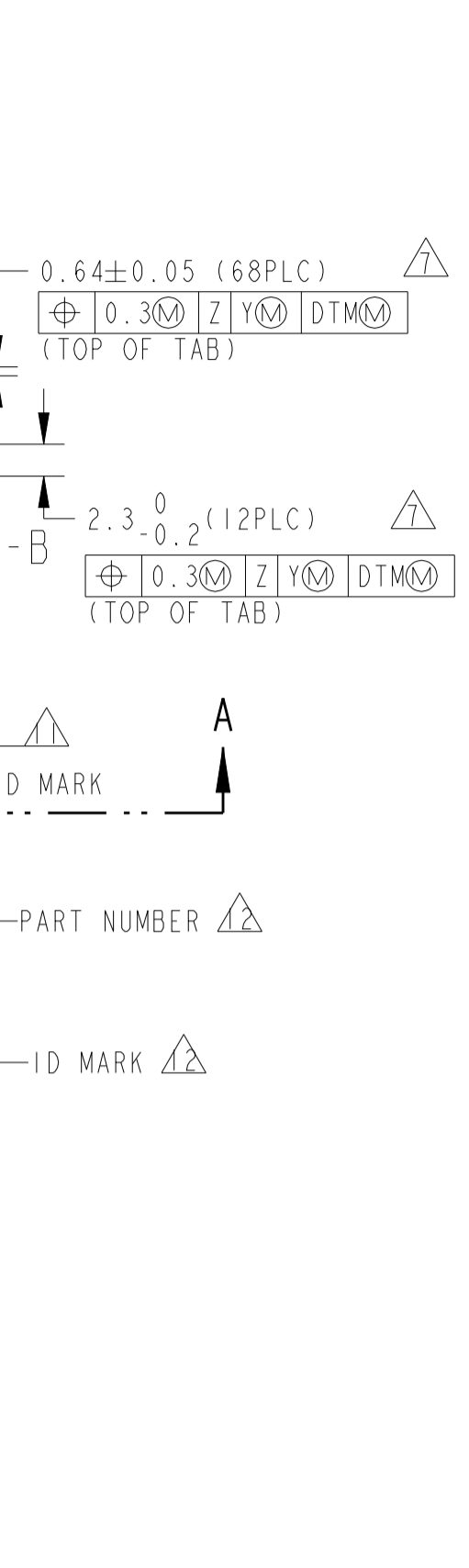
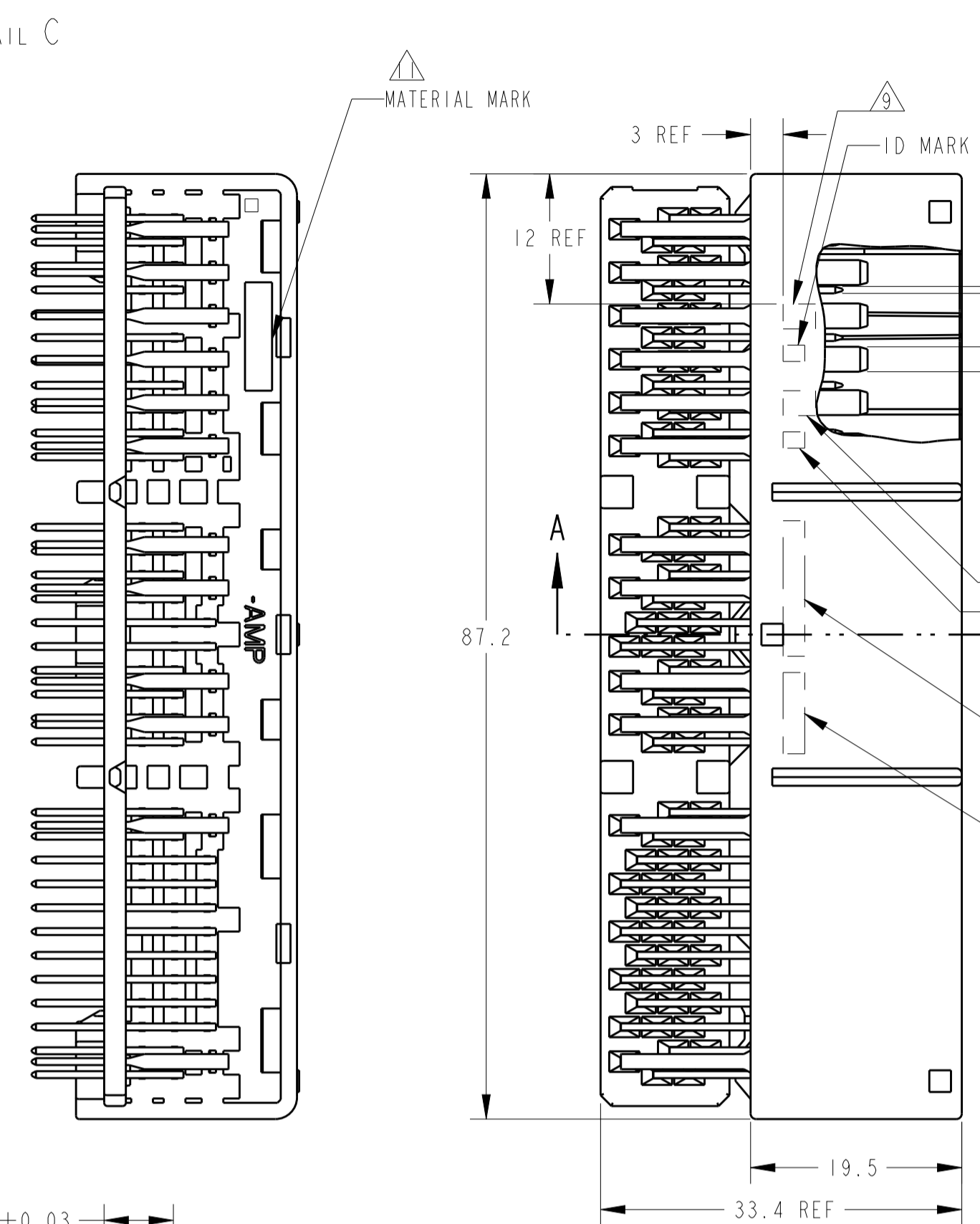
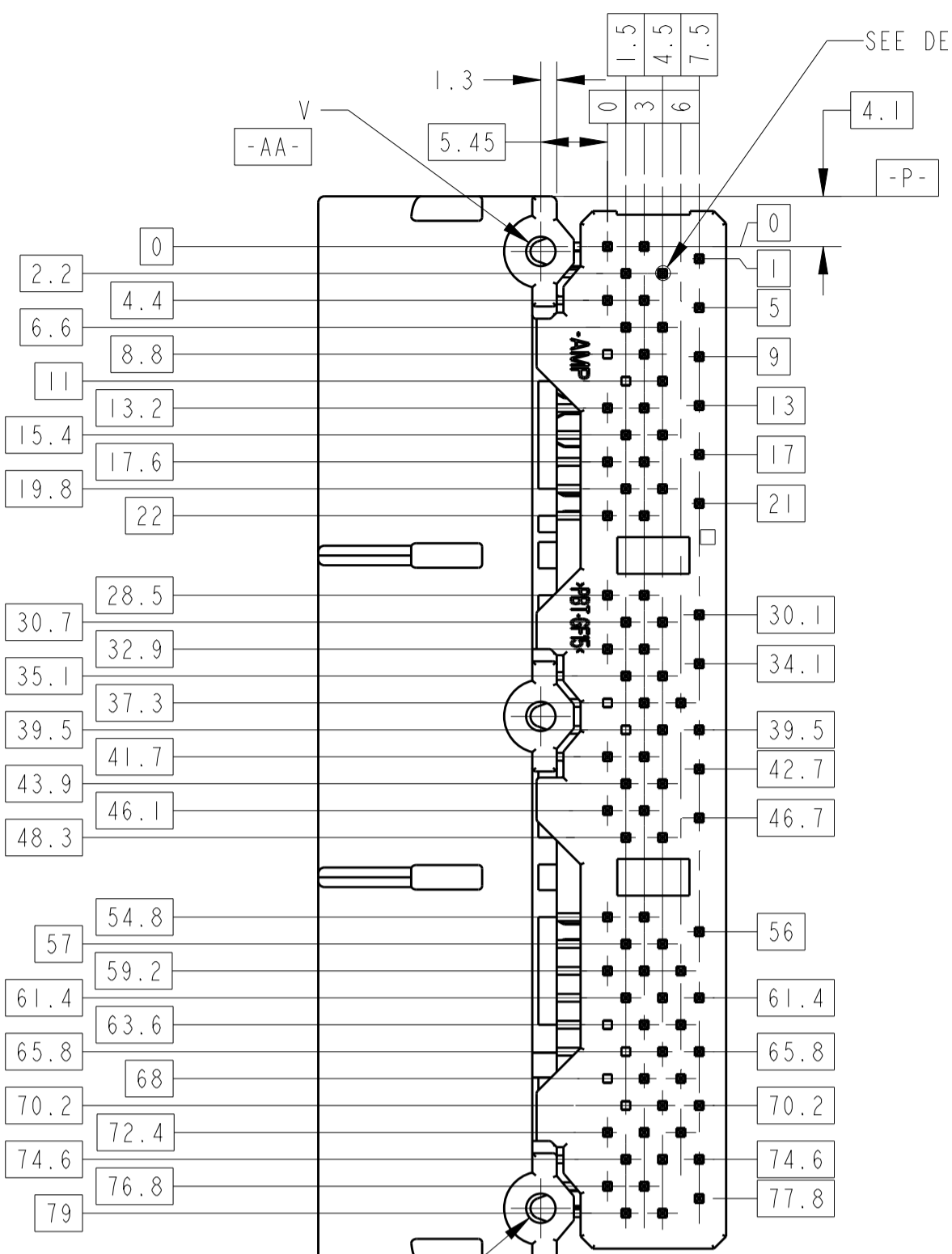


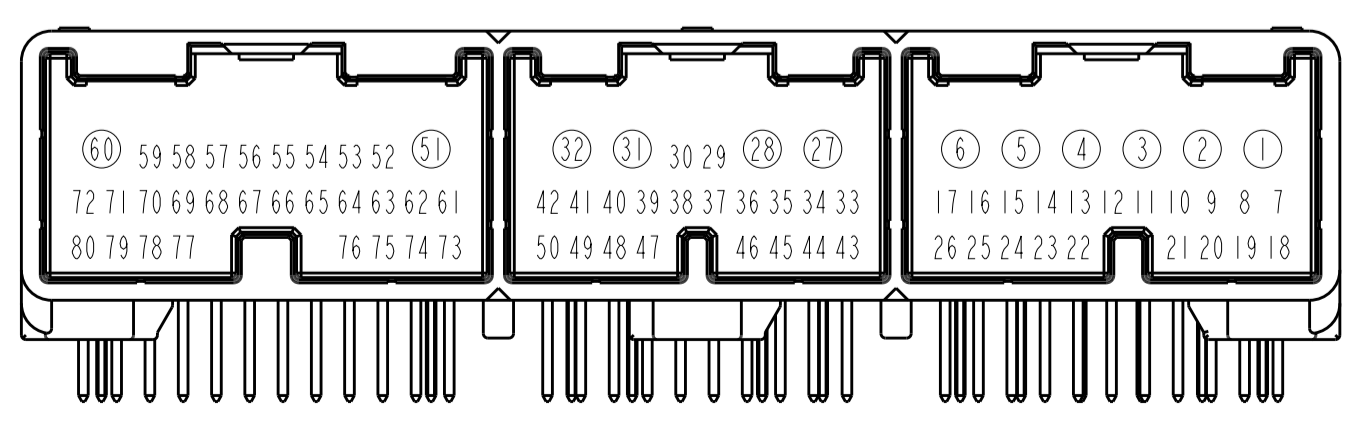
LOC	DIST	REV	DATE	BY	CHK	APPV
J	11	A4	27JUL2018	TS	HY	



1. 嵌合相手ハウジング型番
24P:1318756, 26P:1318757, 30P:1318758
△. 図説番号: FIG. 1参照
3. 推奨取り付け: JIS B1115, B1122タッピングねじ。なべ2種。呼び径3。長さTABLE-1参照
4. ねじ締めトルク: 0.392N・m (参考)
但し、TE評価用基板とねじの組み合わせの場合である
よって、管理値は別途規定すること
5. 本製品の取扱は、取扱説明書 No. 411-5927に従うこと。
△. [-Z-] 面から2mmの位置にて測定
△. 3次DTMについては、[-S-], [-T-], [-U-] 各々のブロック毎に適用すること。
△. [-Z-] より7.5mmの位置で測定。
△. コンタクト上土壌用マーク
△. コンタクト上土壌用マーク
△. ID MARK, PART NUMBERを表示。
△. ピン抜きアイソム、図説番号はFIG. 1参照

1. PART NO. OF PLUG HOUSINGS TO BE MATED
24P:1318756, 26P:1318757, 30P:1318758
△. CIRCUIT NUMBER: SEE FIG. 1
3. RECOMMENDED SCREW: PAN-HEADED, TYPE2 TAPPING SCREW OF 3NOMINAL DIAMETER 3mm, LENGTH: SEE TABLE-1 (JIS B1115, B1122)
4. FASTENING TORQUE FOR SCREW: 0.392N・m REF
THIS FASTEN TORQUE IS COMBINATION OF EVALUATION TAPPING SCREW AND EVALUATION PCB
SO, TORQUE FOR OPERATION SHOULD BE PROVIDED RESPECTIVELY.
5. AS FOR THE HANDLING OF THIS PRODUCT, FOLLOW THE INSTRUCTION SHEET No. 411-5927.
△. MEASURED AT 2mm FROM [-Z-]
△. TERTIARY DATUM: [-S-], [-T-], [-U-] OF EACH BLOCK.
△. MEASURED AT 7.5mm FROM [-Z-].
△. MARKING FOR DESCERMENT OF THE CONTACT FINISH
△. MARKING FOR DESCERMENT OF THE CONTACT FINISH
△. ID MARK, PART NUMBER INDICATED.
△. SEE FIG. 1 FOR AVAILABLE CIRCUIT.

THICKNESS OF PCB (mm) プリント基板厚さ (mm)	1.2	1.6
NOMINAL LENGTH OF SCREW (mm) 図定用ネジ目下長さ (mm)	5	6



① ; パワー回路用 (FOR POWER CIRCUIT)
△ FIG. 1 CIRCUIT NUMBERS

φ	10	23	PAPER BOX タンボール箱	PLASTIC TUBE プラスチックチューブ	1-28, 31-36, 39-50 52, 59, 61, 62, 66 72-74, 77, 78	SELECTIVE-TIN (MATTE)	SELECTIVE-TIN × 56 (BRIGHT)	-	-	PBT GF15	NATURAL (自然色)	PBT GF15	NATURAL (自然色)	2-1318751-0	
SEE DRAWING I-1318751-2															
φ2.4	-	9	PAPER BOX タンボール箱	PLASTIC TUBE プラスチックチューブ	1-28, 31-36, 39-50 52, 59, 61, 62, 66 72-74, 77, 78	PRE-TIN(すずめっき) × 56	-	-	-	PBT GF15	NATURAL (自然色)	PBT GF15	NATURAL (自然色)	I-1318751-8	
φ2.63	7	23	PAPER BOX タンボール箱	PLASTIC TUBE プラスチックチューブ	1-80	SELECTIVE-TIN (MATTE)	SELECTIVE-TIN × 55 (BRIGHT)	18-26, 43-50, 73-80	-	PBT GF15	BLACK (黒色)	SPS GF17	NATURAL (自然色)	I-1318751-7	
SEE DRAWING I-1318751-6															
φ2.4	-	23	PAPER BOX タンボール箱	PLASTIC TUBE プラスチックチューブ	1-50	SELECTIVE-TIN (MATTE)	SELECTIVE-TIN × 50 (BRIGHT)	-	-	PBT GF15	NATURAL (自然色)	PBT GF15	NATURAL (自然色)	I-1318751-5	
φ2.63	7	23	PLASTIC BOX 通い箱	PLASTIC TUBE プラスチックチューブ	1-80	SELECTIVE-TIN (MATTE)	SELECTIVE-TIN × 55 (BRIGHT)	18-26, 43-50, 73-80	-	PBT GF15	BLACK (黒色)	SPS GF17	NATURAL (自然色)	I-1318751-4	
φ2.4	6	23	PAPER BOX タンボール箱	PLASTIC TUBE プラスチックチューブ	1-80	SELECTIVE-TIN (MATTE)	SELECTIVE-TIN × 12 (BRIGHT)	7-26, 29, 30, 33-50, 52-59, 61-80	-	PBT GF15	NATURAL (自然色)	SPS GF17	NATURAL (自然色)	I-1318751-3	
SEE DRAWING I-1318751-2															
φ2.4	5	26	PAPER BOX タンボール箱	PLASTIC TUBE プラスチックチューブ	1-80	SELECTIVE-TIN (MATTE)	SELECTIVE-TIN × 80 (BRIGHT)	-	-	PBT GF15	NATURAL (自然色)	PBT GF15	NATURAL (自然色)	I-1318751-0	
φ2.4	-	1	PAPER BOX タンボール箱	PLASTIC TUBE プラスチックチューブ	1-80	PRE-TIN(すずめっき) × 80	-	-	-	PBT GF15	NATURAL (自然色)	PBT GF15	NATURAL (自然色)	1318751-7	
φ2.4	-	2	PLASTIC BOX 通い箱	PLASTIC TUBE プラスチックチューブ	1-80	TIN-LEAD 半田めっき	PRE-TIN(すずめっき) × 55	18-26, 43-50, 73-80	-	PBT GF15	NATURAL (自然色)	PBT GF15	NATURAL (自然色)	1318751-4	
φ2.4	-	1	PLASTIC BOX 通い箱	PLASTIC TUBE プラスチックチューブ	1-80	PRE-TIN(すずめっき) × 80	-	-	-	PBT GF15	NATURAL (自然色)	PBT GF15	BLACK (黒色)	1318751-2	
φ2.4	-	1	PLASTIC BOX 通い箱	PLASTIC TUBE プラスチックチューブ	1-80	PRE-TIN(すずめっき) × 80	-	-	-	PBT GF15	NATURAL (自然色)	PBT GF15	NATURAL (自然色)	1318751-1	
V	△	△	WEIGHT (g) 質量	OUTER 外装	INNER 内装	CIRCUIT No. 回路番号	SOLDERING SIDE 半田付け部	CONTACT SIDE 接触側	09011 TAB POWER	025 TAB SIGNAL	TINE PLATE MATERIAL (タインプレート材)	TINE PLATE COLOR (タインプレート色)	HOUSING MATERIAL (ハウジング材料)	HOUSING COLOR (ハウジング色)	PART NUMBER (型番)

THIS DRAWING IS A CONTROLLED DOCUMENT. DWN: T. HAYASHI, 27APR2000
CHK: N. SAI, 27APR2000
APVD: N. SAI, 27APR2000

DIMENSIONS: 単位: mm
TOLERANCES UNLESS OTHERWISE SPECIFIED:
0-PLC ±0.3
1-PLC ±0.1
2-PLC ±0.1
3-PLC ±0.01
4-PLC ±0.001
ANGLES ±0°00'

MATERIAL: HSG/TINE PLATE; SEE TABLE
CONTACT: BRASS
FINISH: RSG/TINE PLATE/CONTACT; SEE TABLE

PRODUCT SPEC: 108-5667
APPLICATION SPEC: 114-5250
WEIGHT: SEE TABLE

SIZE: A1
CAGE CODE: 00779
DRAWING NO: I-1318751
SHEET: 1 OF 2
REV: A4

TE Connectivity
025/090 SERIES
80POSITION CAP ASSEMBLY

THIS DRAWING IS UNPUBLISHED.

RELEASED FOR PUBLICATION

JUL. 2012

© COPYRIGHT 2012

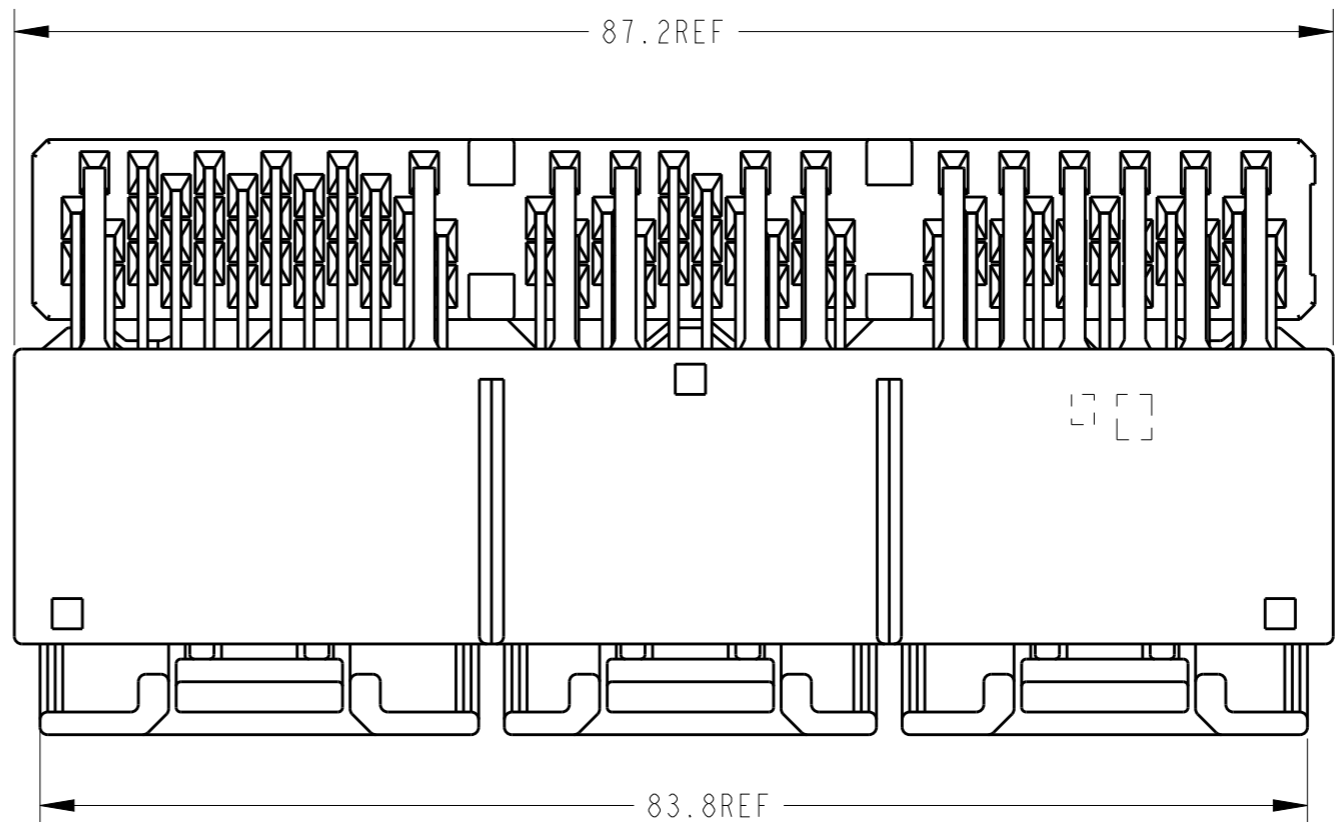
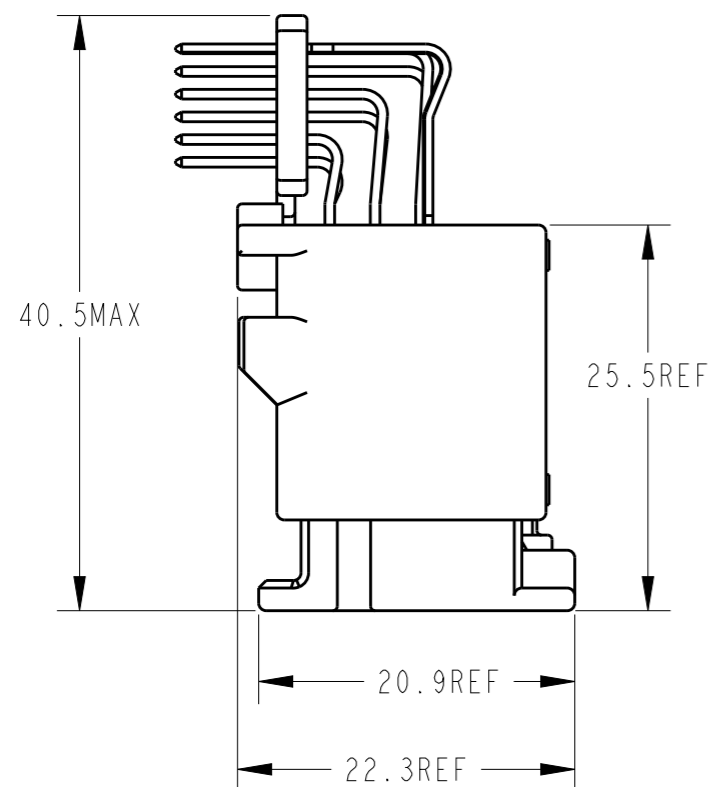
ALL RIGHTS RESERVED.

LOC J DIST

REVISIONS

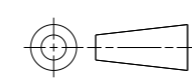
変更

P	LTR	DESCRIPTION	ECN	DATE	DWN	APVD
		SEE 1 OF 2				



THIS DRAWING IS A CONTROLLED DOCUMENT.

DIMENSIONS:
単位: 耗
mm



TOLERANCES UNLESS OTHERWISE SPECIFIED:
一般公差: ±0.3

- 0-PLC ±
- 1-PLC ±0.1
- 2-PLC ±0.01
- 3-PLC ±0.001
- 4-PLC ±0.0001
- ANGLES ±3.00'

MATERIAL 材料 SEE 1 OF 2

FINISH 仕上 SEE 1 OF 2

DWN T. HAYASHI 27APR2000

CHK N. SAI 27APR2000

APVD N. SAI 27APR2000

PRODUCT SPEC 製品規格

SEE 1 OF 2

APPLICATION SPEC 取付適用規格

SEE 1 OF 2

WEIGHT SEE 1 OF 2

CUSTOMER DRAWING

NAME 名称 025/090 SERIES 80POSITION CAP ASSMBLY

SIZE A3	CAGE CODE 00779	DRAWING NO 番号 C-1318751	RESTRICTED TO //
---------	-----------------	-------------------------	------------------

SCALE 尺度 2:1	SHEET 2 OF 2	REV A4
--------------	--------------	--------

