

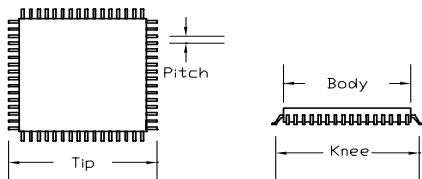
# PA44QFxxx-44QF Data Sheet

## 44 pin QFP socket/44 pin QFP plug

### Supported Device/Footprints

These adapters accept 44 pin QFP devices and have a removable 44 pin QFP solder-down plug. This allows QFP device to be inserted into and removed from a prototype easily.

The QFP socket accepts packages with the dimension sets listed below:

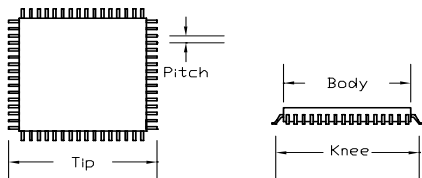


Socket	Body	Knee	Tip	Pitch
44QF-03 PQFP	10.0 mm typ	11 mm typ 11.3 mm max	12 mm typ 12.8 mm max	0.8 mm
44QF-14C PQFP	10.0 mm typ	12.8 mm typ	13.9 mm typ	0.8 mm
44QF-16 PQFP	10.0 mm typ	11.6 mm typ	13.2 mm typ	0.8 mm

The QFP plug will fit most 44 pin, 0.8mm pitch, QFP land patterns. Usually the pads extend from the body past the tip of the device leads. This plug will fit on pads that have a minimum span of 10.0mm or less and a maximum span of 12.0mm or more.

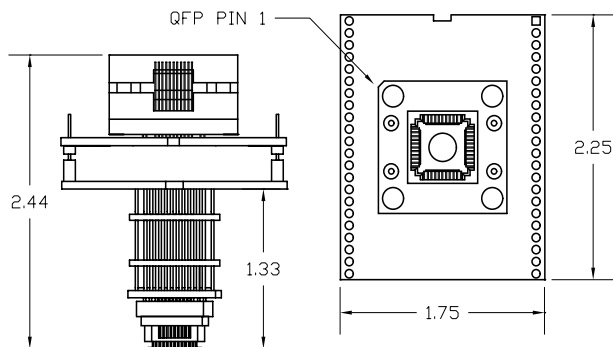
Inner pad span	Outer pad span
10.0mm or less	12.0mm or more

The QFP Plug's leads are dimensioned as follows.

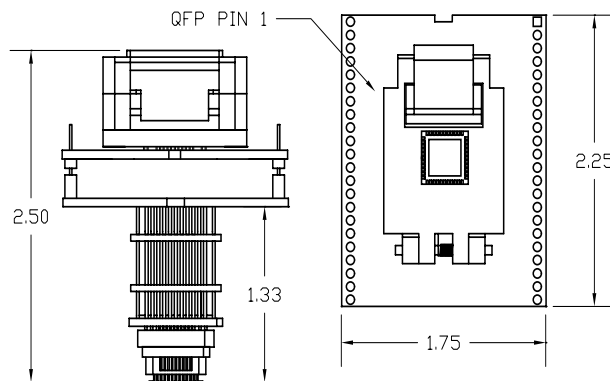


Plug	Body	Knee	Tip	Pitch
PQF-44	10.0 mm typ	9.6 mm typ	12.0 mm typ	0.8 mm

### Adapter Dimensions



PA44QF03-44QF



PA44QF16-44QF

### Adapter Construction

The adapter is made up of 4 sub-assemblies. They assemble via connectors making the adapter modular. This way the sub-assemblies can be replaced easily.

When disassembling the adapter take care not to bend the pins. When reassembling the adapter note the pin 1 indicators to align the parts correctly.

The following chart shows the adapters described by this datasheet and their subassemblies.

Adapter	Socket	Top Board	Bottom Board	QFP Plug
PA44QF03-44QF	44QF-03	44QF-03-TP	44-PLUG-Q	PQF-44
PA44QF14C-44QF	44QF-14C	44QF-16-TP	44-PLUG-Q	PQF-44
PA44QF16-44QF	44QF-16	44QF-16-TP	44-PLUG-Q	PQF-44

### Test Socket

LSC #	Style	Mfgr/Pn
44QF-03	Open Top	Enplas OTQ-44-0.8-03
44QF-14C	Lidded ZIF	Enplas FPQ-44-0.8-14C
44QF-16	Lidded ZIF	Enplas FPQ-44-0.8-16

### QFP Plug

Solders to the QFP land pattern on the prototype. Additional QFP Plugs can be purchased separately.

### Adapter Wiring

The adapter is wired 1 to 1. QFP socket pin 1 connects to QFP plug pin 1. Pin 2 to pin 2 and so on around the package.