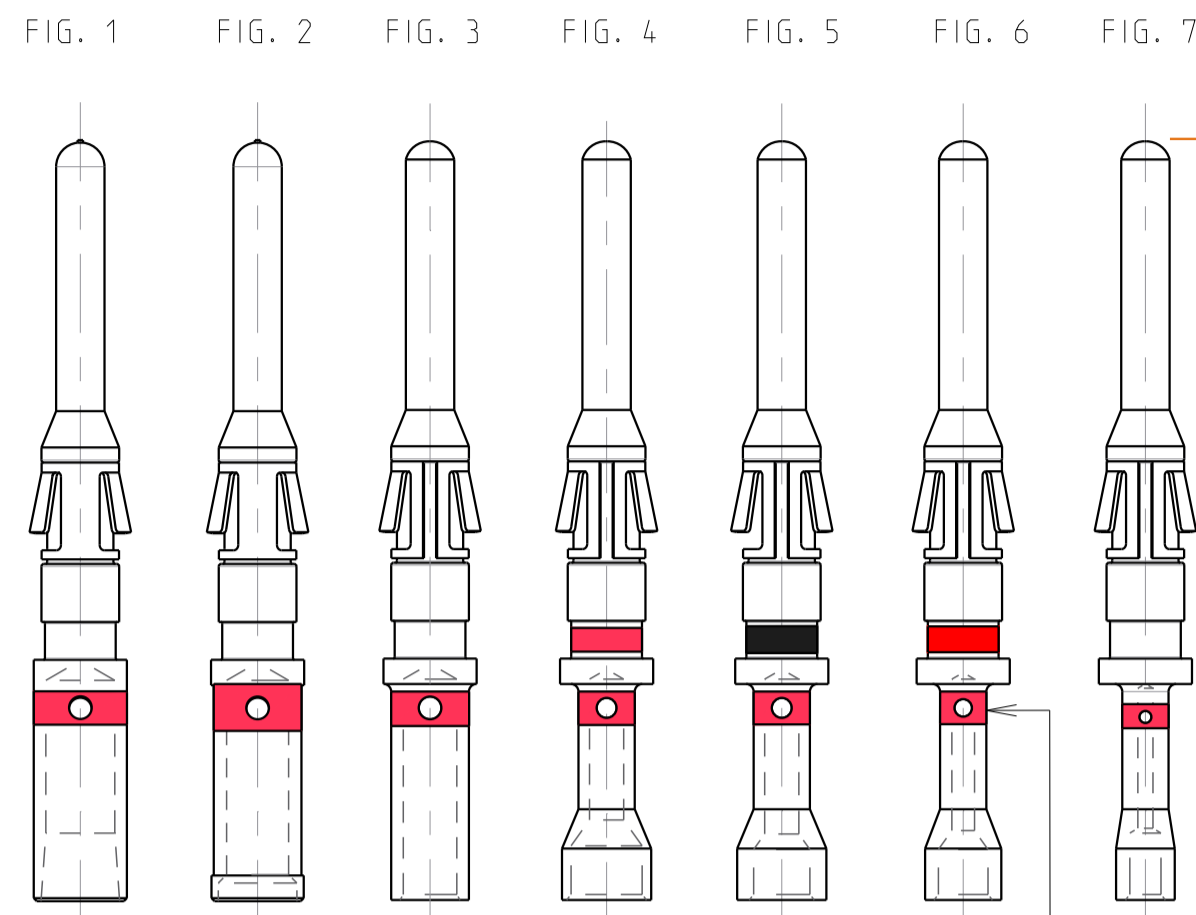


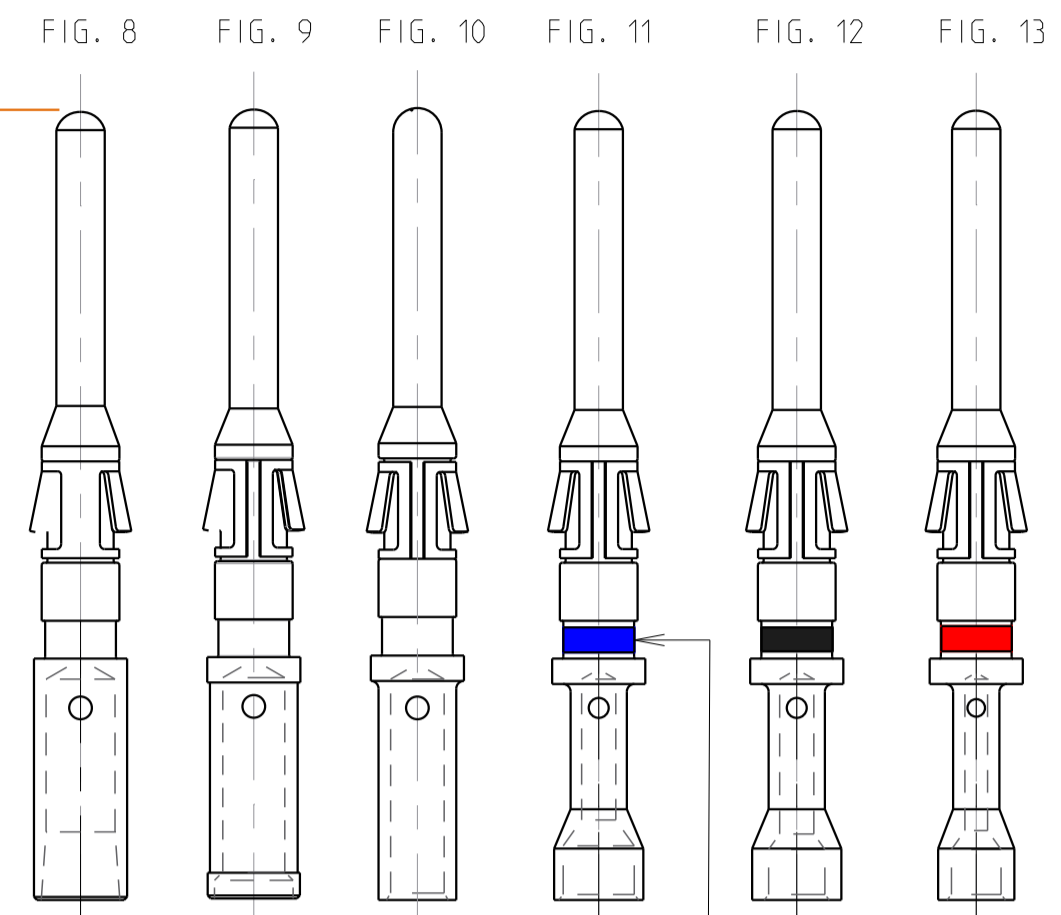
MALE CRIMP CONTACTS

MALE SHORTER CRIMP CONTACT (GE3)



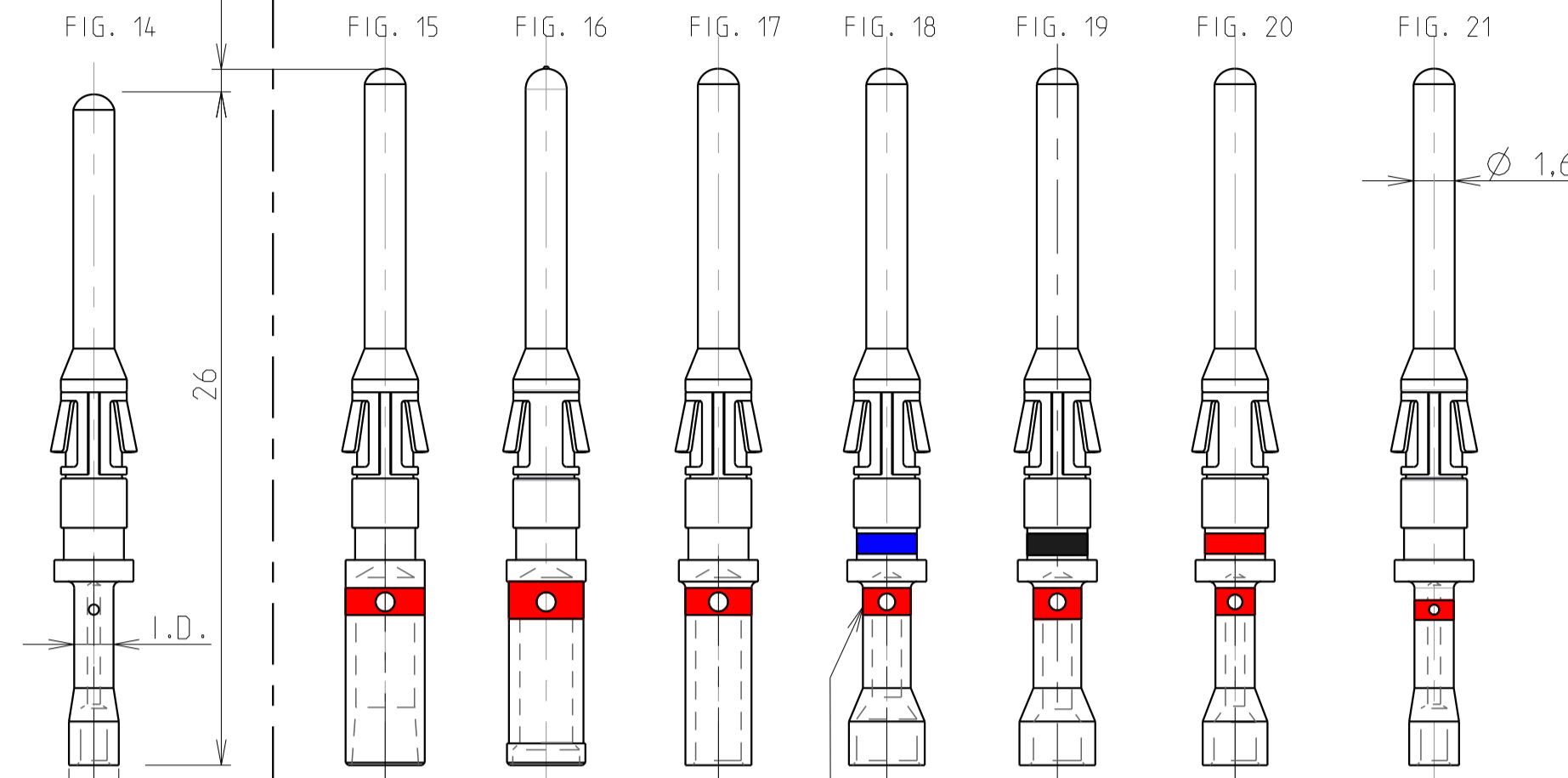
LM/FB COLOUR MARKING (SEE TABLE)
(see note 3)

MALE CRIMP CONTACT (Standard)



AWG COLOUR MARKING (SEE TABLE)
(see note 3)

MALE GROUNDING CRIMP CONTACT (GE1)



FM/LB COLOUR MARKING (SEE TABLE)
(see note 3)

PERFORMANCE CHARACTERISTICS :

Current rating : 13 AMP
Contact resistance : 3m Ohm
Operating voltage : 750 V RMS
Contact retention in body : 110 N Mini.

MATERIAL

Contact body : Brass

- * Plating : J = Gold Flash over Nickel
- K = 0.4µ Gold over Nickel
- N = 0.75µ Gold over Nickel
- L = 1.10µ Gold over Nickel
- M = 1.75µ Gold over Nickel
- T = 3 - 5µ Tin over Nickel
- D70 = Gold Flash over Nickel
- D28 = 0.75µ Gold over Nickel

Retaining spring : Beryllium copper not plated

NOTES

- 1/ Contacts suitable for : SMS QIKMATE - MSG - MB - MBG
MSM - UTO - UTS - UTG - UTP
- 2/ Packaging : RM---M--* : 50 pcs Bulk packaging
RM--M--E25* : 25 pcs Bulk packaging
RM--M--*1000 : 1000 pcs Bulk packaging
- 3/ Marking : No colour marking for D70 and D28 protection
- 4/ Specific Marking : B, G or UC after the plating code *
RM--M--*B-
RM--M--*G-
RM--M--*UC-

"B" = BLACK MARKING INSTEAD OF THE STANDARD
"G" = GREEN MARKING INSTEAD OF THE STANDARD
"UC" = (UNCOLOURED) NO COLOUR MARKING REQUIRED

* Plating identification

PART NUMBER	FIG.	COLOUR CODE SEE NOTE 3	WIRE SIZE		INSUL. DIA. MAX.	WIRE DIA. MAX.	WIRE STRIP LENGTH	I.D.	O.D.	HAND CRIMP TOOLING				EXTRACTION TOOL				
			AWG	MM ²						Hexagonal Crimp	8 Indents Crimp		Tool head		Locator	Selector	Locator	Selector
										SHANDLES	MH860	M317						
RM14M30*	8	---	16 - 14	1.5 - 2.5	3.2	2.30	7.1	3.08	---	S16RCM14	S16RCM14	MH86164G	6 / 8	TP1142	3			
RM14M30GE3*	1	--- + BLUE												UH2 - 5	3			
RM14M30GE1*	15	--- + RED												TP1142	3			
RM14M50*	9	---	16 - 14	1.5 - 2.5	3.2	2.05	7.1	2.9	3.05	S16RCM1450	S16RCM1450	MH86164G	6 / 8	UH2 - 5	3			
RM14M50GE3*	2	--- + BLUE												TP1142	3			
RM14M50GE1*	16	--- + RED												UH2 - 5	3			
RM16M23*	10	---	20 - 16	0.50 - 1.50	3.2	1.80	7.1	2.55	---	S16RCM16	S16RCM16	MH86164G	6 / 8	MH86186	MH86186			
RM16M23GE3*	3	--- + BLUE																
RM16M23GE1*	17	--- + RED																
RM20M12*	11	BLUE	22 - 20	0.32 - 0.50	2.2	1.15	4.8	1.83	2.92	S16RCM20	S16RCM20	MH86164G	5 / 7	MH86186	MH86186			
RM20M12GE3*	4	BLUE + BLUE																
RM20M12GE1*	18	BLUE + RED																
RM20M13*	12	BLACK	22 - 20	0.32 - 0.50	1.8	1.15	4.8	1.83	2.92	S16RCM20	S16RCM20	MH86164G	5 / 7	MH86186	MH86186			
RM20M13GE3*	5	BLACK + BLUE																
RM20M13GE1*	19	BLACK + RED																
RM24M9*	13	RED	26 - 24	0.12 - 0.25	1.6	0.80	4.8	1.50	2.55	S16RCM20	S16RCM20	MH86164G	5 / 6	MH86186	MH86186			
RM24M9GE3*	6	RED + BLUE																
RM24M9GE1*	20	RED + RED																
RM28M1*	14	---	30 - 28	0.05 - 0.08	1.0	0.55	4.8	1.50	1.90	S16RCM20	S16RCM20	MH86164G	4 / 6	MH86186	MH86186			
RM28M1GE3*	7	--- + BLUE																
RM28M1GE1*	21	--- + RED																

P/N : SEE TABLE

B	07/04/2016	Addition of "4/ Specific Marking"	---
ISS	DATE	Latest modification - by:	LAURENT-N
DESIGNED BY:	MOREAU F.	Date : 05/10/01	CUSTOMER DRAWING
TITLE	TRIM-TRIO PIN CRIMP CONTACT SIZE 16		
Scale	4/1	General Linear Tolerances: ± 0.2	NPRDS / PROJECT RM
FORMAT	A1	SOURIAU DRG N° BSC201448002	
SOURIAU		WWW.SOURIAU.COM	
This document is the property of SOURIAU. It must not be reproduced or communicated without permission.			
Country Jurisdiction & Control List		FR NOT LISTED	