


Printed-circuit board connector - TVFKC 1,5/ 3-ST - 1713842

Please be informed that the data shown in this PDF Document is generated from our Online Catalog. Please find the complete data in the user's documentation. Our General Terms of Use for Downloads are valid (<http://download.phoenixcontact.com>)

Plug component, Nominal current: 10 A, Rated voltage (III/2): 320 V, Number of positions: 3, Pitch: 5 mm, Connection method: Spring-cage connection, Color: green, Contact surface: Tin



The figure shows a 10-position version of the product

Product Features

- For 90° actuation in relation to the conductor axis, the TVFKCL 1,5 extended design is required in the lower level of the ME housing
- Front TWIN connection for 1.5 mm²
- Additional actuation option of 90° in relation to the conductor axis



Key commercial data

| | |
|--------------------------------------|----------|
| Packing unit | 1 pc |
| Minimum order quantity | 50 pc |
| Weight per Piece (excluding packing) | 4.77 GRM |
| Custom tariff number | 85366990 |
| Country of origin | Poland |

Technical data

Dimensions

| | |
|-------------|-------|
| Pitch | 5 mm |
| Dimension a | 10 mm |

General

| | |
|-----------------------------|-----------------|
| Range of articles | TVFKC 1,5/..-ST |
| Insulating material group | I |
| Rated surge voltage (III/3) | 4 kV |
| Rated surge voltage (III/2) | 4 kV |
| Rated surge voltage (II/2) | 4 kV |
| Rated voltage (III/3) | 250 V |

Printed-circuit board connector - TVFKC 1,5/ 3-ST - 1713842

Technical data

General

| | |
|---|---------------------|
| Rated voltage (III/2) | 320 V |
| Rated voltage (II/2) | 630 V |
| Connection in acc. with standard | EN-VDE |
| Nominal current I _N | 10 A |
| Nominal cross section | 1.5 mm ² |
| Maximum load current | 10 A |
| Insulating material | PA |
| Inflammability class according to UL 94 | V0 |
| Stripping length | 8 mm |
| Number of positions | 3 |

Connection data

| | |
|--|---|
| Conductor cross section solid min. | 0.2 mm ² |
| Conductor cross section solid max. | 1.5 mm ² |
| Conductor cross section stranded min. | 0.2 mm ² |
| Conductor cross section stranded max. | 1.5 mm ² |
| Conductor cross section stranded, with ferrule without plastic sleeve min. | 0.25 mm ² |
| Conductor cross section stranded, with ferrule without plastic sleeve max. | 1.5 mm ² Only together with CRIMPFOX ZA3 |
| Conductor cross section stranded, with ferrule with plastic sleeve min. | 0.25 mm ² |
| Conductor cross section stranded, with ferrule with plastic sleeve max. | 1.5 mm ² Only together with CRIMPFOX ZA3 |
| Conductor cross section AWG/kcmil min. | 24 |
| Conductor cross section AWG/kcmil max. | 16 |
| Minimum AWG according to UL/CUL | 24 |
| Maximum AWG according to UL/CUL | 16 |

Classifications

eCl@ss

| | |
|------------|----------|
| eCl@ss 4.0 | 272607xx |
| eCl@ss 4.1 | 27260701 |
| eCl@ss 5.0 | 27260701 |
| eCl@ss 5.1 | 27260701 |
| eCl@ss 6.0 | 27260704 |
| eCl@ss 7.0 | 27440402 |
| eCl@ss 8.0 | 27440402 |

ETIM

| | |
|----------|----------|
| ETIM 3.0 | EC001121 |
|----------|----------|

Printed-circuit board connector - TVFKC 1,5/ 3-ST - 1713842

Classifications

ETIM

| | |
|----------|----------|
| ETIM 4.0 | EC002638 |
| ETIM 5.0 | EC002638 |

UNSPSC

| | |
|---------------|----------|
| UNSPSC 6.01 | 30211810 |
| UNSPSC 7.0901 | 39121409 |
| UNSPSC 11 | 39121409 |
| UNSPSC 12.01 | 39121409 |
| UNSPSC 13.2 | 39121409 |

Approvals

Approvals


Approvals


UL Recognized / cUL Recognized / GOST / GOST / cULus Recognized

Ex Approvals

Approvals submitted

Approval details



| | | |
|---|-------|-------|
| UL Recognized  | | |
| | B | D |
| mm ² /AWG/kcmil | 24-16 | 24-16 |
| Nominal current I _N | 8 A | 8 A |
| Nominal voltage U _N | 300 V | 300 V |

| | | |
|--|-------|-------|
| cUL Recognized  | | |
| | B | D |
| mm ² /AWG/kcmil | 24-16 | 24-16 |

Printed-circuit board connector - TVFKC 1,5/ 3-ST - 1713842

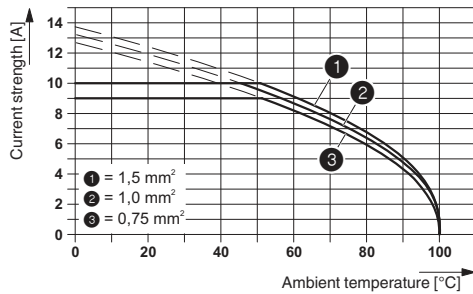
Approvals

| | B | D |
|--------------------------------|-------|-------|
| Nominal current I _N | 8 A | 8 A |
| Nominal voltage U _N | 300 V | 300 V |



Drawings

Diagram



Dimensioned drawing

