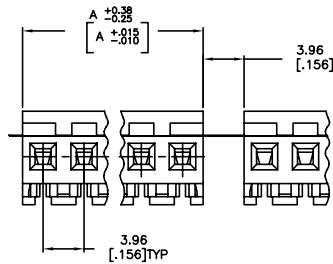
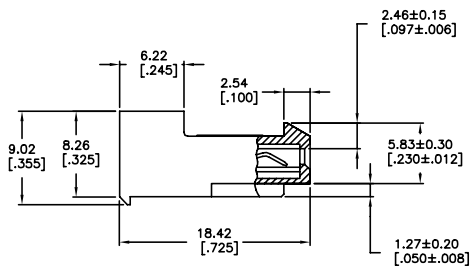
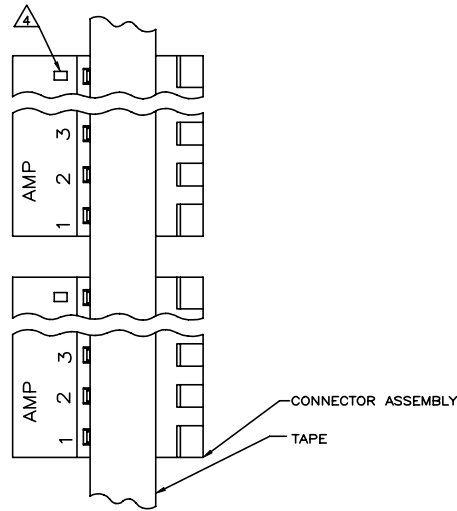
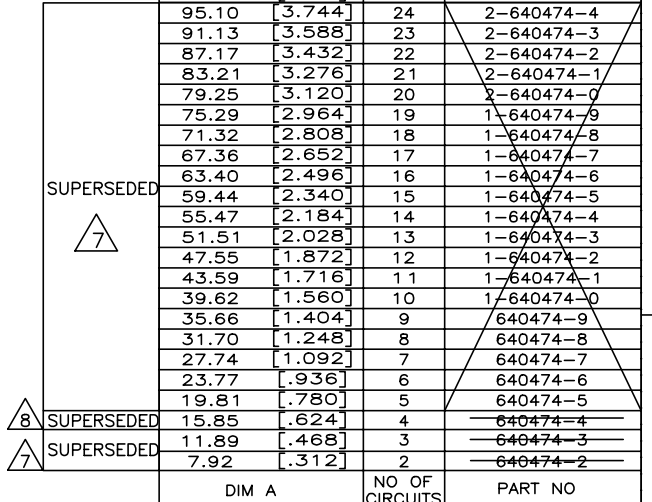


REV	DATE	DESCRIPTION	BY	CHK	APP
Z		REVISED PER ECR-20-000822			
	27MAY2020		PC	SW	



- △ MATERIAL: CONTACTS - 0.30[.012] THICK COPPER ALLOY BRIGHT TIN-LEAD 0.00203[.000080] MIN THICK FOR CONTACTS 640474-2 THRU 2-640474-4 MATTE WHISKER MITIGATED TIN 0.00203[.000080] MIN THICKNESS OVER NICKEL UNDERPLATE FOR 3-640474-2 THRU 5-640474-4
- 2 CONTACTS ACCEPT 22 AWG WIRE WITH 2.41[.095] MAX INSULATION DIAMETER.
- 3 CONTACTS MUST ACCEPT 1.14±0.03[.045±.001] SQUARE POST AND REMAIN LOCKED IN POSITION.
- △ IDENTIFICATION NUMBER FOR LAST CIRCUIT MAY NOT APPEAR ON ALL ASSEMBLIES.
- 5 DIMENSIONS IN BRACKETS ARE IN INCHES.
- 6 HOUSING FEATURES ARE: CLOSED END WITH LOCKING RAMP.
- △ OBSOLETE PARTS: OBSOLETE CIS STREAMLINING PER D.RENAUD/D.SINISI
- △ OBSOLETE PARTS

95.10	[3.744]	24	5-640474-4
91.13	[3.588]	23	5-640474-3
87.17	[3.432]	22	5-640474-2
83.21	[3.276]	21	5-640474-1
79.25	[3.120]	20	5-640474-0
75.29	[2.964]	19	4-640474-9
71.32	[2.808]	18	4-640474-8
67.36	[2.652]	17	4-640474-7
63.40	[2.496]	16	4-640474-6
59.44	[2.340]	15	4-640474-5
55.47	[2.184]	14	4-640474-4
51.51	[2.028]	13	4-640474-3
47.55	[1.872]	12	4-640474-2
43.59	[1.716]	11	4-640474-1
39.62	[1.560]	10	4-640474-0
35.66	[1.404]	9	3-640474-9
31.70	[1.248]	8	3-640474-8
27.74	[1.092]	7	3-640474-7
23.77	[.936]	6	3-640474-6
19.81	[.780]	5	3-640474-5
15.85	[.624]	4	3-640474-4
11.89	[.468]	3	3-640474-3
7.92	[.312]	2	3-640474-2
95.10	[3.744]	24	2-640474-4
91.13	[3.588]	23	2-640474-3
87.17	[3.432]	22	2-640474-2
83.21	[3.276]	21	2-640474-1
79.25	[3.120]	20	2-640474-0
75.29	[2.964]	19	1-640474-9
71.32	[2.808]	18	1-640474-8
67.36	[2.652]	17	1-640474-7
63.40	[2.496]	16	1-640474-6
59.44	[2.340]	15	1-640474-5
55.47	[2.184]	14	1-640474-4
51.51	[2.028]	13	1-640474-3
47.55	[1.872]	12	1-640474-2
43.59	[1.716]	11	1-640474-1
39.62	[1.560]	10	1-640474-0
35.66	[1.404]	9	640474-9
31.70	[1.248]	8	640474-8
27.74	[1.092]	7	640474-7
23.77	[.936]	6	640474-6
19.81	[.780]	5	640474-5
15.85	[.624]	4	640474-4
11.89	[.468]	3	640474-3
7.92	[.312]	2	640474-2



THIS DRAWING IS A CONTROLLED DOCUMENT.		DESIGNED BY: J. LEWIS	DATE: 2-12-91
DRAWN BY: J. LEWIS		CHECKED BY: J. LEWIS	DATE: 2-12-91
DIMENSIONS: mm (INCHES)		SCALE: 1:1	
MATERIAL: BRIGHT		FINISH: BRIGHT	
PRODUCT SPEC: 108-1051		APPROVED SPEC: 114-1020	
SIZE: A1		DATE CODE: 00779	DRAWING NO: C-640474
CUSTOMER DRAWING		SCALE: 4:1	SHEET: 1 OF 1