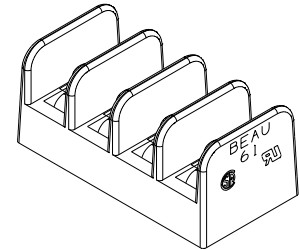
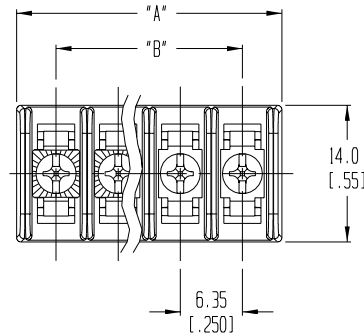
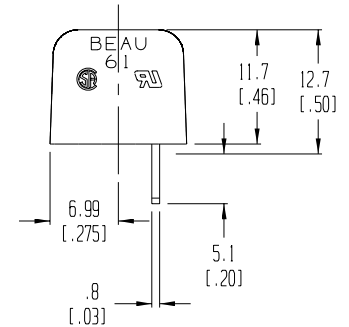
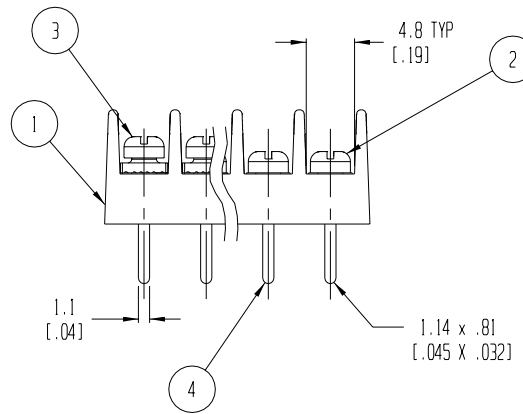


MATERIAL NO. (-C-W OPTION)	MATERIAL NO. (INSULATOR)	MATERIAL NO. (-50 OPTION)	# OF CIRC. "XX"	"A"	"B"
386106302	386182535	386107502	2	14.5 (.57)	6.4 (.25)
386106303	386182536	386107503	3	20.8 (.82)	12.7 (.50)
386106304	386182537	386107504	4	27.2 (1.07)	19.1 (.75)
386106305	386182538	386107505	5	33.5 (1.32)	25.4 (1.00)
386106306	386182539	386107506	6	39.9 (1.57)	31.8 (1.25)
386106307	386182540	386107507	7	46.2 (1.82)	38.1 (1.50)
386106308	386182541	386107508	8	52.6 (2.07)	44.5 (1.75)
386106309	386182542	386107509	9	58.9 (2.32)	50.8 (2.00)
386106310	386182543	386107510	10	65.3 (2.57)	57.2 (2.25)
386106311	386182544	386107511	11	71.6 (2.82)	63.5 (2.50)
386106312	386182545	386107512	12	78.0 (3.07)	69.9 (2.75)
386106313	386182546	386107513	13	84.3 (3.32)	76.2 (3.00)
386106314	386182547	386107514	14	90.7 (3.57)	82.6 (3.25)
386106315	386182548	386107515	15	97.0 (3.82)	88.9 (3.50)
386106316	386182549	386107516	16	103.4 (4.07)	95.3 (3.75)
386106317	386182550	386107517	17	109.7 (4.32)	101.6 (4.00)
386106318	386182551	386107518	18	116.1 (4.57)	108.0 (4.25)
386106319	386182552	386107519	19	122.4 (4.82)	114.3 (4.50)
386106320	386182553	386107520	20	128.8 (5.07)	120.7 (4.75)
386106321	386182554	386107521	21	135.1 (5.32)	127.0 (5.00)
386106322	386182555	386107522	22	141.5 (5.57)	133.4 (5.25)
386106323	386182556	386107523	23	147.8 (5.82)	139.7 (5.50)
386106324	386182557	386107524	24	154.2 (6.07)	146.1 (5.75)
386106325	386182558	386107525	25	160.5 (6.32)	152.4 (6.00)
386106326	386182559	386107526	26	166.9 (6.57)	158.8 (6.25)
386106327	386182560	386107527	27	173.2 (6.82)	165.1 (6.50)
386106328	386182561	386107528	28	179.6 (7.07)	171.5 (6.75)
386106329	386182562	386107529	29	185.9 (7.32)	177.8 (7.00)
386106330	386182563	386107530	30	192.3 (7.57)	184.2 (7.25)
386106331	386182564	386107531	31	198.6 (7.82)	190.5 (7.50)
386106332	386182565	386107532	32	205.0 (8.07)	196.9 (7.75)



4 CIRCUIT SHOWN



NOTES:

1. MATERIAL: SEE TABLE
2. FINISHES: SEE TABLE
3. PRODUCT SPECIFICATION: NOT REQUIRED
4. INCH DIMS ARE SHOWN IN PARENTHESIS (XXX)
5. "XX" REFERS TO NUMBER OF CIRCUITS

4	XX	TERMINAL, STYLE 5	380021131	6104-2711-A260
3	XX	SCREW & WASHER (-50 OPT)	380010141	6004-9201-C220
2	XX	SCREW (STD.)	380010138	6004-9101-A120
1	1	BARRIER TERMINAL STRIP	SEE CHART	6103-XX01-V000

ITEM	QTY.	DESCRIPTION	MATERIAL NO.	ENGINEERING NO.
------	------	-------------	--------------	-----------------

EC NO. RELEASED DRWN: WH 10-22-03 CHK: _____ APPR: _____ A	QUALITY SYMBOLS MAJOR = CRITICAL = SPC =	GENERAL TOLERANCES: (UNLESS SPECIFIED) mm INCH		SCALE 2:1 DESIGN UNITS <input type="checkbox"/> mm <input checked="" type="checkbox"/> INCH	THIRD ANGLE PROJECTION	PROJECT NO. - DIMENSIONS: <input checked="" type="checkbox"/> mm <input type="checkbox"/> INCH <input type="checkbox"/> mm ONLY	I - SHT REV
		4 PLACES ±.0015 3 PLACES ±.038 ±.005 2 PLACES ±.13 ±.01 1 PLACE ±.3	DRAWN BY & DATE W. HOWARD 10-22-03 CHECKED BY & DATE APPROVED BY & DATE	TITLE: 61 SERIES BTS PC ASSY		MOLEX INCORPORATED	
REV A	ANGULAR: ±2° DRAFT WHERE APPLICABLE MUST REMAIN WITHIN DIMENSIONS	CAD FILENAME 615XX-C-W	MATERIAL NO. SEE CHART	DRAWING NO. E-615XX-C-W	SHEET NO. 1 OF 1	SIZE B	

THIS DRAWING CONTAINS INFORMATION THAT IS PROPRIETARY TO MOLEX INCORPORATED AND SHOULD NOT BE USED WITHOUT WRITTEN PERMISSION.