


# UHF RFID Antenna



ARRKP4065-S915A

40.0 x 40.0 x 6.5mm  
RoHS/RoHS II Compliant  
MSL = 1

## FEATURES

- 902 ~ 928 MHz frequency range
- Gain of 1.5 dBi
- VSWR  $\leq$  2.0
- Easy to install
- RF Cable and Connector
- RoHS Compliant


## APPLICATIONS

- Industrial automation
- Smart Cards
- Asset Management
- Manufacturing
- Field Mobility
- Transportation


## ELECTRICAL SPECIFICATIONS

Parameters	min	Typ.	Max.	Units	Note
Center Frequency		915		MHz	
Frequency range	902		928	MHz	
V.S.W.R			2.0		
Bandwidth @-10dB	6			MHz	
Impedence		50			
Gain		1.5		dBi	Based on 40×40mm ground plane
Polarization		RHCP			
Axial Ratio	3				
Operating Temperature	-40		+85	°C	10% ~ 95% RH
Storage Temperature	-45		+85	°C	10% ~ 95% RH

## SMITH CHART



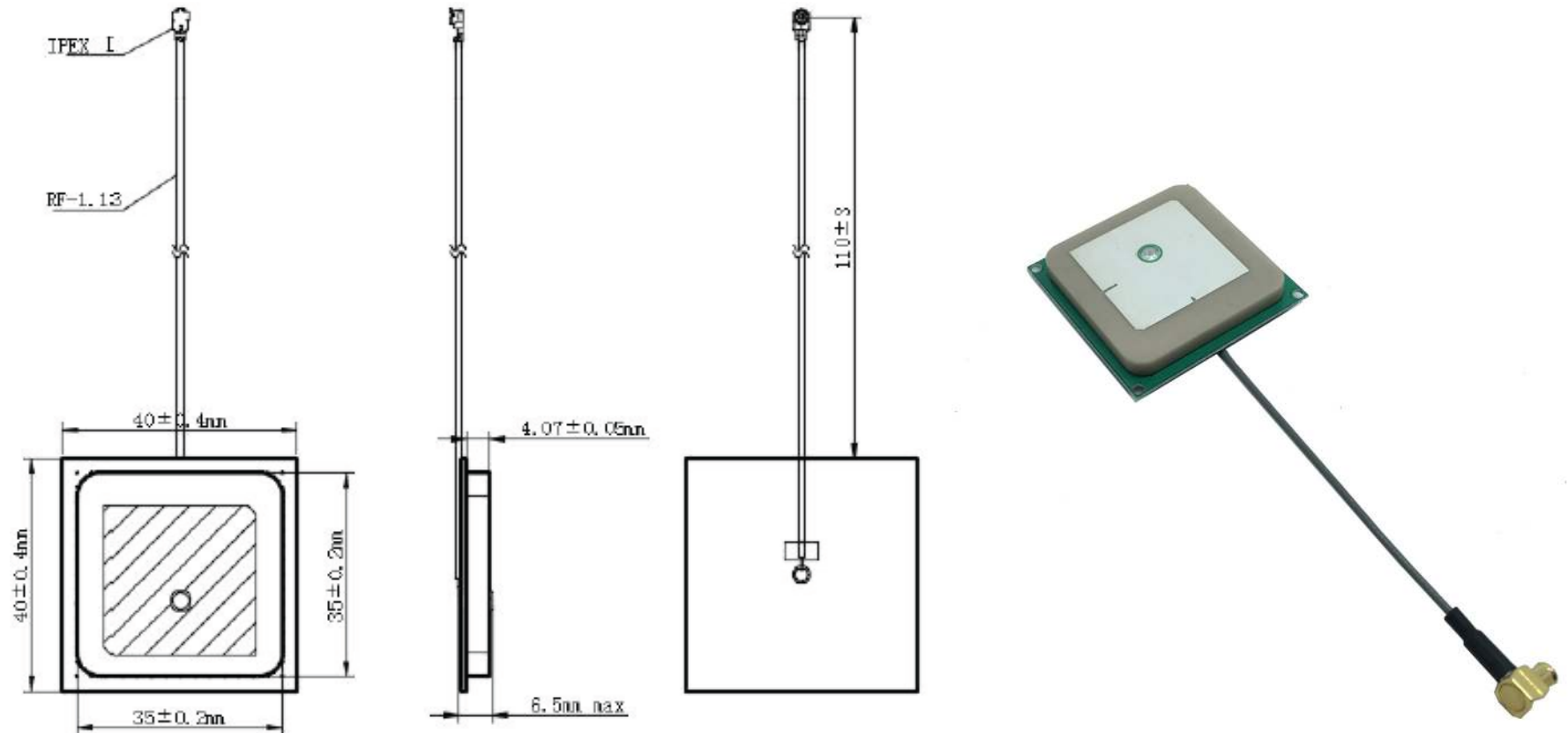
# UHF RFID Antenna



ARRKP4065-S915A

40.0 x 40.0 x 6.5mm  
RoHS/RoHS II Compliant  
MSL = 1


## OUTLINE DIMENSIONS



Unit: mm

Description	Material
Antenna Type	Dielectric Ceramics 35x35x4mm
PCB	FR4, 40 x 40 mm
RF Cable	RF Micro Coax, $\Phi$ 1.13 mm, L1=110±3mm (edge of PCB to connector)
RF Connector	IPEX
Thickness	6.5mm Max

# UHF RFID Antenna



ARRKP4065-S915A

40.0 x 40.0 x 6.5mm  
RoHS/RoHS II Compliant  
MSL = 1

## PACKAGING

The carton contains 2 inner boxes each with 108 pcs inside, and the size of each carton is 38 x 30 x 24cm.

Description	Material
Inner Box	108
Boxes per carton	2
Total qty per carton	216
Carton Gross weight	9Kg
Carton dimensions	38*30*24cm

## CAUTION

1. Do not apply excess mechanical stress to the component body or terminations. Do not attempt to re-form or bend the components as this will cause damage to the component.
2. Do not expose the component to open flame.
3. This specification applies to the functionality of the component as a single unit. Please insure the component is thoroughly evaluated in the application circuit.