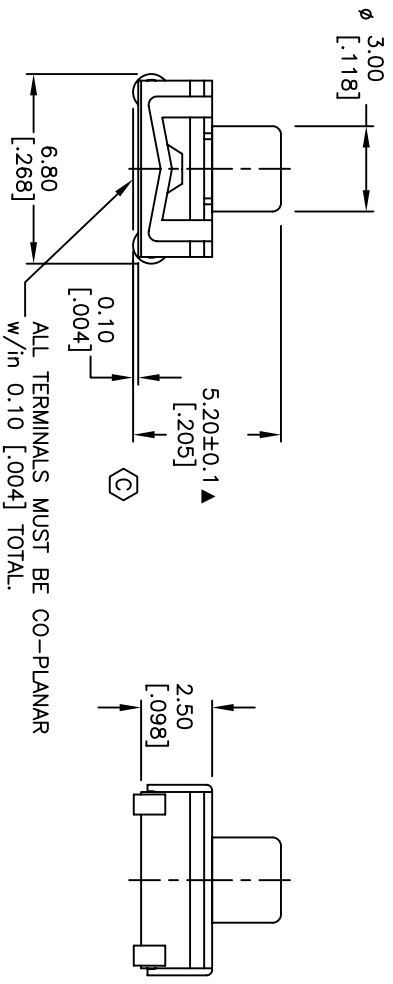
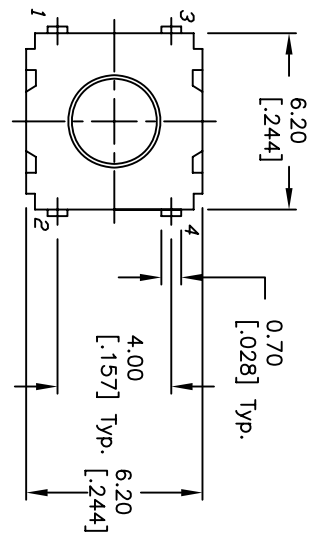


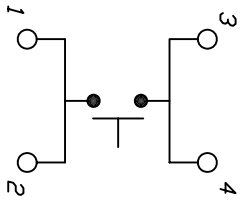
RECOMMENDED P.C.B. LAYOUT

NOTES:

1. ALL DIMENSIONS IN MM [INCH]
2. GENERAL TOLERANCE: X.X=±0.4 X.XX=±0.25
3. TERM. NOS. FOR REF. ONLY
4. RATING: 50mA, @12V DC SILVER PLATED CONTACTS AND TERMINALS.
- ▲ 5. OPERATING FORCE: 160gf
6. TRAVEL: 0.25 +0.2/-0.1mm
7. CONTACT RESISTANCE: 20 MILLIOHMS INITIAL.
8. ELECTRICAL LIFE: 100,000 CYCLES
9. ▲ DENOTES CRITICAL PARAMETER.
10. PACKAGING: TAPE AND REEL.



ALL TERMINALS MUST BE CO-PLANAR w/in 0.10 [0.004] TOTAL.



CIRCUIT: SPST CONTACT CONFIGURATION



F	16238	REMOVE NOTE 11	7/13/06	rc
E	14482	ADD EPOXY NOTE AND NOTE 11	11/10/04	AR
D	13959	CHANGE DESCRIPTION	4/27/04	AR
C	13009	CHANGED 5.2 DIM TO OVERALL	6/18/03	AR
B	13009	ADDED SILVER IN NOTE 4	4/7/03	RC
A	12603	RELEASED	12/2/02	CB
REV.	ECN No.	DESCRIPTION	DATE	CHKD

THE INFORMATION CONTAINED IN THIS DOCUMENT IS PROPRIETARY TO E-SWITCH AND IS NOT TO BE COPIED OR TRANSFERRED				
SCALE	4:1	DATE	12/02/02	DR
				CB
TITLE	TL6304BF1600J			
		DWG	D310743	
REV	F			