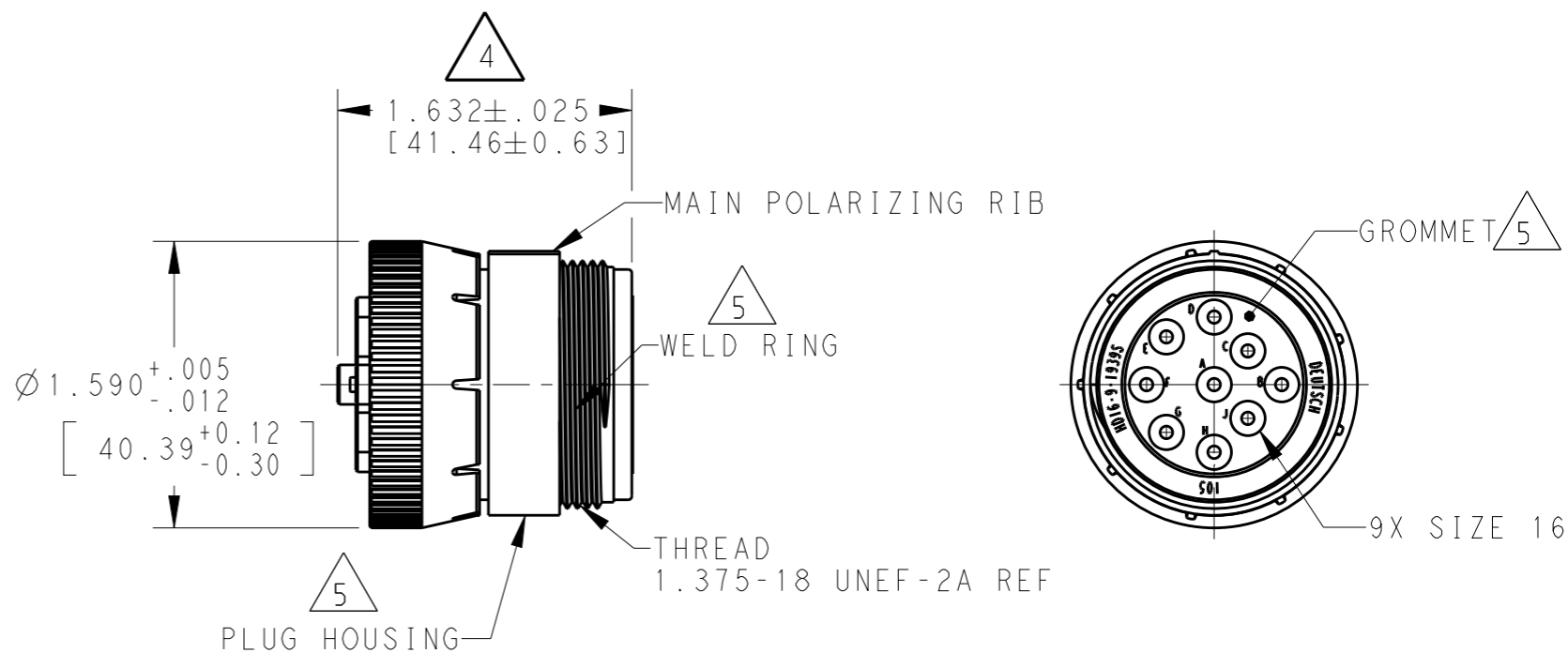
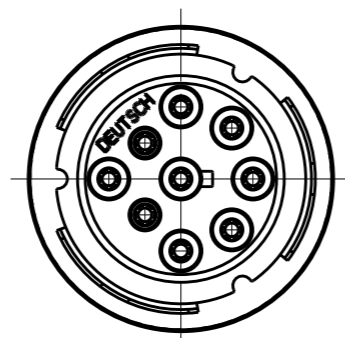
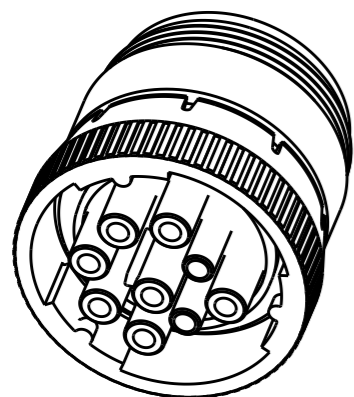


THIS DRAWING IS UNPUBLISHED  
RELEASED FOR PUBLICATION 2013  
COPYRIGHT 2013 BY TE CONNECTIVITY. ALL RIGHTS RESERVED.

LOC	DIST	REVISIONS			
P	LTR	DESCRIPTION	DATE	DWN	APVD
-	-	B	REVISED PER E.O. P16261	17SEP1999	- RDR
		C	REVISED PER E.O. P17740	26APR2002	- RDR
		D	REVISED PER E.O. P21133	29SEP2011	- RDR
		D1	REVISED PER ECO-14-002953	29JAN2014	PV DM



5. MATERIAL:  
 PLUG HOUSING AND WELD RING: PA 15%GF (BLACK)  
 GROMMET: SILICONE (RED)

4. OVERALL DIMENSION DOES NOT INCLUDE RUBBER GROMMET.

3. THIS PLUG MATES WITH FOLLOWING RECEPTACLES (X = SEAL TYPE, XXXX = ALL MODIFICATIONS).  
 HD10-9-1939PX-XXXX  
 HD14-9-1939PX-XXXX

2. SEE DRAWING 0425-015-0000 FOR CONTACT AND WIRE PERFORMANCE AND APPLICATION CHARACTERISTICS.

1. SEE TABLE FOR USABLE INSULATION RANGE.

CONTACT SIZE	MINIMUM O.D.	MAXIMUM O.D.	WIRE RANGE [mm <sup>2</sup> ]
16	.100 [2.54]	.150 [3.81]	14-20 AWG [2.0-.50]

NOTES:

THIS DRAWING IS A CONTROLLED DOCUMENT.		DWN J. NORRIS 11SEP1996		
DIMENSIONS: INCHES [mm]		CHK I. GRANTCHAROVA 18SEP2013		
TOLERANCES UNLESS OTHERWISE SPECIFIED:		APVD D. MEYER 19SEP2013	NAME PLUG CONNECTOR HD10 SERIES ARR. 9-1939 COLOR: BLACK	
0 PLC ± 1 PLC ± 2 PLC ± 3 PLC ±.025 4 PLC ± ANGLES ±0° 30' 0"		PRODUCT SPEC -	SIZE A3 CAGE CODE 00779 DRAWING NO. HD16-9-1939S RESTRICTED TO -	
MATERIAL 5		APPLICATION SPEC -	WEIGHT 37.20 (g)	
FINISH -		Customer Drawing		SCALE 1:1 SHEET 1 OF 1 REV D1