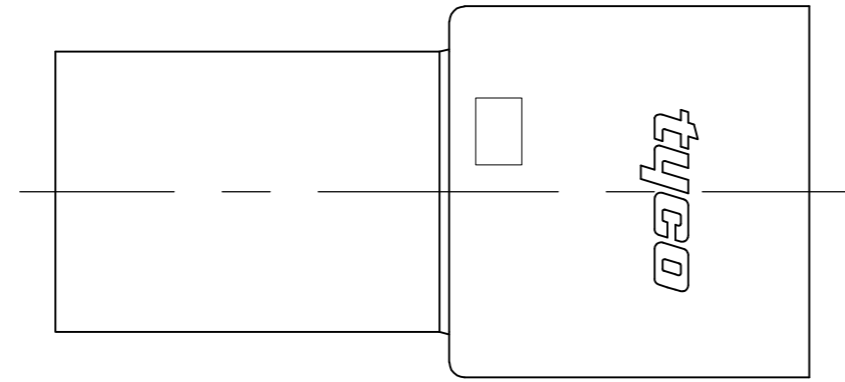


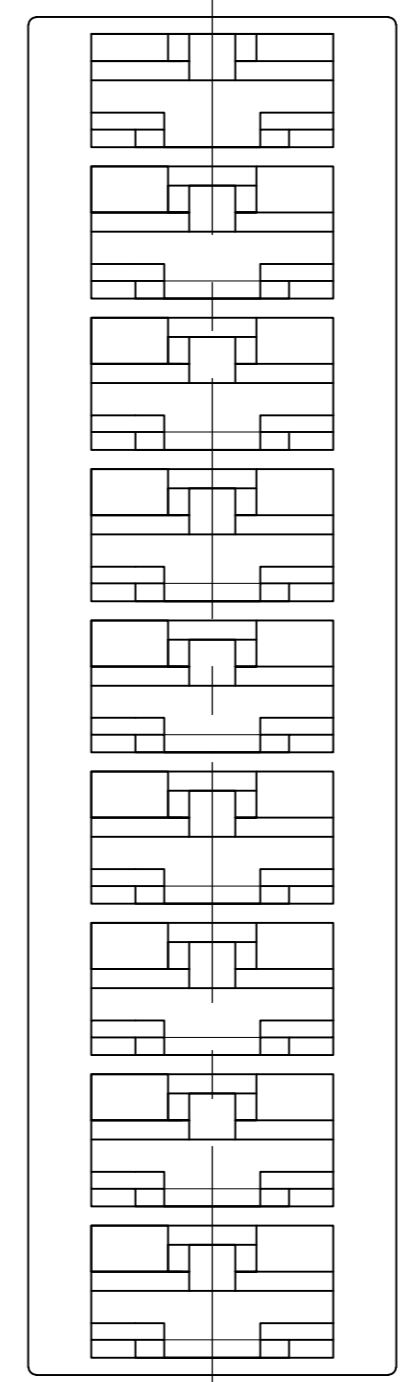
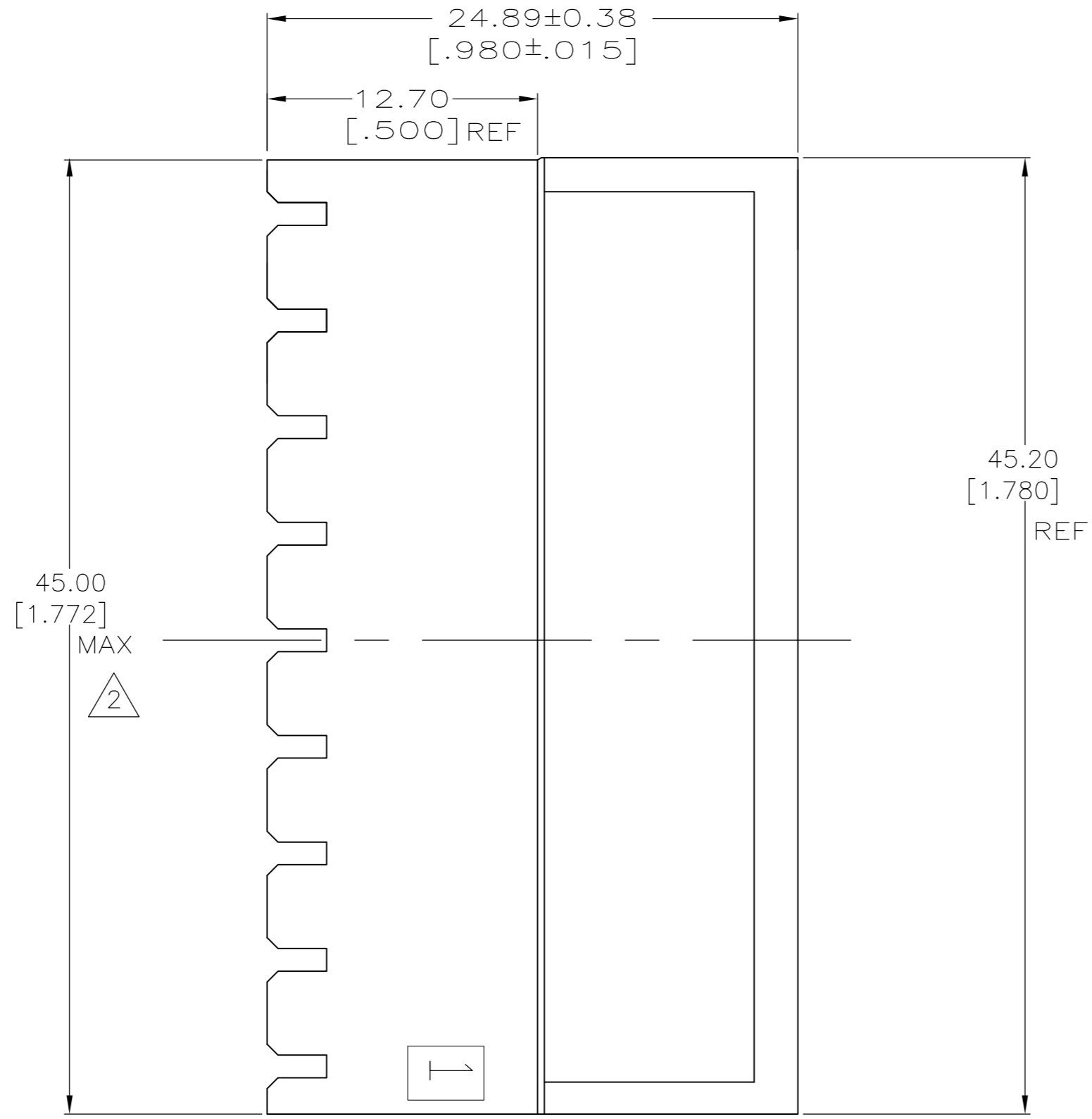
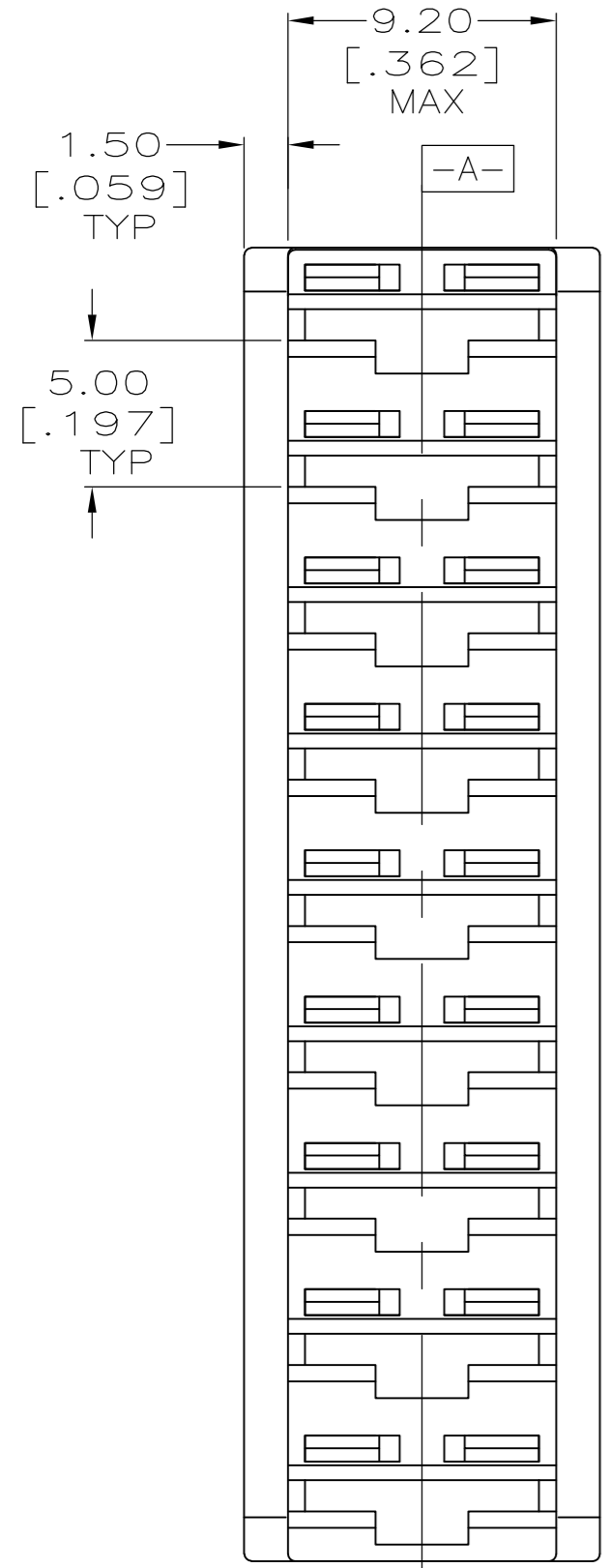
THIS DRAWING IS UNPUBLISHED. RELEASED FOR PUBLICATION  
 © COPYRIGHT - By - ALL RIGHTS RESERVED.

LOC		DIST		REVISIONS			
P	LTR	DESCRIPTION		DATE	DWN	APVD	
AF	50	C		REVISED PER ECR-16-001902	22MAR2016	BW	JP



1. ACCEPTS RECEPTACLE CONTACTS AND WIRE RANGES:
- |             |   |
|-------------|---|
| PART NUMBER | WIRE RANGE  |
| 1217378     | 22 - 18 AWG (SINGLE WIRE)   |
| 1217094     | 18 - 14 AWG OR A COMBINATION OF (TWO #18'S)                                 |
| 1217095     | 16 - 12 AWG OR A COMBINATION OF (TWO #18'S OR TWO #16'S OR AN #18 AND #16). |

△ 2 HOUSING WIDTH MEASURED ACROSS CIRCUITS AT CENTERLINE DATUM [-A-].



BLUE	NONE	NONE	521746-1
COLOR	KEYING FEATURE	POLARIZATION FEATURE	PART NUMBER

THIS DRAWING IS A CONTROLLED DOCUMENT.		DWN	R FLAIG	01JUL2004		TE Connectivity					
DIMENSIONS: mm		CHK	R LONDON	01JUL2004		NAME					
TOLERANCES UNLESS OTHERWISE SPECIFIED:		APVD	R LONDON	01JUL2004		HOUSING, RECEPT, POSITIVE-LOCK, MKIII, 6.35 [.250] SERIES, 9 POSITION					
0 PLC ± - 1 PLC ± - 2 PLC ± 0.25 [.010] 3 PLC ± - 4 PLC ± - ANGLES ± -		PRODUCT SPEC		SIZE		CAGE CODE	DRAWING NO	RESTRICTED TO			
MATERIAL: NYLON		FINISH: SEE TABLE		WEIGHT		A2	00779	C=521746	-		
CUSTOMER DRAWING						SCALE	4:1	SHEET	1 of 1	REV	C